




Career Outcomes for Western Graduates Post Graduation Activity Report 2020-21





Survey design, data collection, analysis, and report preparation:

Ewa Urban, Ph.D.

Director, Assessment and Effectiveness

Merze Tate College

Ewa.L.Urban@wmich.edu

Shelby Hagle

Graduate Assistant, Assessment and Effectiveness

Merze Tate College

Graduate Student in Evaluation, Measurement, and Research

Shelby.Hagle@wmich.edu

Cover design and graphic design consultation:

David Birkam

Graphic Designer, WMUx




Table of Contents

About the data	6
Demographics	7
Western Michigan University – All Degrees	8
Arts and Sciences	16
Biology	22
Biomedical Sciences	23
Chemistry	24
Criminal Justice Studies	25
Economics	26
English	27
Environment and Sustainability	28
Gender and Women’s Studies	29
Geography, Environment, and Tourism	30
Geological and Environmental Sciences	31
Global and International Studies	32
History	33
Intercultural and Anthropological Studies	34
Mathematics	35
Philosophy	36
Physics	37
Political Science	38
Psychology	37
Public Administration	41
Religion	42
School of Communication	43
Science Education	45
Sociology	46
Spanish	47
Statistics	48
World Languages and Literatures	49
Aviation	50
Aviation Flight Science	53
Aviation Management and Operations; and Aviation Technical Operations	54

Table of Contents

Education and Human Development	55
Counseling Psychology	61
Counselor Education	62
Educational Leadership, Research, and Technology	63
Educational Leadership: K12	64
Elementary Education	65
Exercise Science	66
Family and Consumer Sciences	67
Family Sciences	68
Fashion Merchandising and Design	69
Human Performance and Health Education	70
Interior Design	71
Nutrition and Dietetics	72
Special Education and Literacy Studies	73
Sports Management and Recreation	74
Teaching, Learning, and Educational Studies	75
Workforce Education and Development	76
Engineering and Applied Sciences	77
Aerospace and Mechanical Engineering	83
Chemical and Paper Engineering	85
Civil and Construction Engineering	86
Computer Science	87
Electrical and Computer Engineering	88
Engineering Design, Manufacturing, and Management Systems	89
Industrial & Entrepreneurial Engineering, & Engineering Management	90
Fine Arts	92
Art	98
Dance	97
Graphic Design	98
Music	101
Music Education	102
Music Therapy	103
Product Design	104
Theatre	105

Table of Contents

Haworth College of Business	106
Accountancy	112
Advertising and Promotion	113
Business Administration	114
Business Information Systems	116
Digital Marketing and eCommerce	117
Entrepreneurship	118
Finance	119
Food and Consumer Package Goods Marketing	121
Health Informatics and Information Management	122
Human Resources Management	123
Integrated Supply Management	124
Leadership and Business Strategy	126
Management	127
Marketing	128
Sales and Business Marketing	129
Health and Human Services	130
Blindness and Low Vision Studies	136
Health and Human Services Certificates	137
Healthcare Services and Sciences	138
Interdisciplinary Health Sciences	139
Nursing	140
Occupational Therapy	141
Physician Assistant	142
Public Health	143
Social Work	144
Speech Pathology and Audiology	146
Merze Tate College – University Studies	147
Lee Honors College	150
Kalamazoo Promise Scholars	154
Military Veterans	155
MLK Scholars	157
Seita Scholars	158
Student Athletes	159
Post-Graduation Activity by Student Demographics	160

About the data

Western Michigan University conducts the annual Post-Graduation Activity Survey in accordance with the “Standards and Protocols for the Collection and Dissemination of Graduating Student Initial Career Outcomes Information” published by the National Association of Colleges and Employers (NACE).

Three weeks before each graduation, all graduating students receive an email on behalf of their college dean, department chairperson, or program director with a personalized link to the Post-Graduation Activity Survey. Survey respondents select one post-graduation activity category: working full time, working part time, further education, military service, volunteering full time (e.g., Peace Corps, AmeriCorps, mission work), personal commitments (e.g., family, travel, etc.), or looking for work.

Nonrespondents receive at least four reminders via email. For the graduates who have not responded to the survey after multiple invitations, we gather employment data from public LinkedIn profiles. We obtained data for 69% of graduates (N=3,346). Sixty-eight (68%) percent of the data in this report was obtained through the online questionnaire and 32% through LinkedIn.

Post-graduation activity data was updated throughout the year by following up with respondents who indicated they were seeking employment at the time of completing the survey. The data collection cycle ended on October 30, 2021.

Forty-two percent (42%, N=1,061) of respondents working full time reported a salary range. Salary information is reported only for full-time employment, and it includes salaries for jobs outside the United States. We publish median salary ranges for majors/programs with at least five reported salaries. All salary data is provided for informational purposes only and is not intended to be used for comparisons or predictions.

The report lists all WMU majors for which sufficient data has been collected. Names of majors in the report align with those listed at wmich.edu/academics. If there are fewer than five primary activity responses for a program (or for one-degree level of a program), majors within a department are combined. If there are fewer than five responses for a program, the program is not included in the report.

There were 219 students who completed two or more majors during the reporting period. They are included once in each section of the report that corresponds to one of their degrees. No student’s data is counted twice in the same report section.

WMU acknowledges that the positive impact of a college education cannot be measured merely in terms of employment, earnings, or continued education. The most significant and substantive outcomes of personal and professional growth occur over the lifetime of the individual graduate.

Demographics

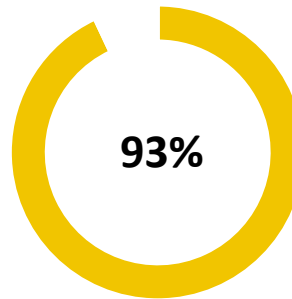
The target population for the Post-Graduation Activity Survey includes all WMU students who graduate with bachelor's, master's, or doctoral degrees during the year of the report. For 2020–21, we surveyed the **4,901** students who earned their degrees between August 2020 and June 2021. Post-graduation activity data was obtained for **3,346** graduates, or **69%** of the population. The tables below show demographic distributions for the survey population and the respondent population. Demographic data was obtained from Cognos.

Population totals	All 2020-2021 Graduates		Respondents	
	4,901 Graduates 5,153 Degrees Awarded		3,346 Graduates 3,530 Degrees Awarded	
	Counts	% of Total	Counts	% of Total
Degree Types*				
Bachelor's	3,747 degrees	73%	2,445	69%
Master's	1,210 degrees	23%	929	26%
Doctoral	124 degrees	2%	107	3%
Postbaccalaureate Certificate	72 certificates	1%	49	1%
Graduation Semester				
Summer II (August) 2020	507	10%	349	10%
Fall (December) 2020	1,288	26%	929	28%
Spring (April) 2021	2,309	47%	1,575	47%
Summer I (June) 2021	797	16%	493	15%
Gender				
Female	2,725	56%	1,921	57%
Male	2,176	44%	1,425	43%
Race / Ethnicity				
American Indian or Alaskan Native	17	0.3%	10	0.3%
Asian	98	2%	66	2%
Black or African American	469	10%	303	9%
Hispanic	252	5%	153	5%
International	536	11%	330	10%
Native Hawaiian or Other Pacific Islander	5	0.1%	3	0.1%
Two or More Races	132	3%	84	3%
White	3,355	68%	2,373	71%
Not Reported	37	1%	24	0.7%

*219 graduates earned a double major, 1 a triple major, 15 earned a master's degree and a certificate, 1 earned a master's degree and two certificates, 6 earned a doctoral degree and a certificate, 2 earned two master's degrees, 3 earned a bachelor's degree and a certificate, 1 earned a doctoral and a master's degree, and 2 earned two certificates.

Western Michigan University – All Degrees

93%
of all WMU graduates
were actively engaged



Post-Graduation Activity

	All WMU degrees		Undergraduate		Graduate degrees	
	Count	Percent	Count	Percent	Count	Percent
Actively Engaged	3,117	93%	2,103	92%	1,014	96%
Employed full time	2,473	74%	1,599	70%	874	83%
Employed part time	88	3%	48	2%	40	4%
Continuing education	530	16%	432	19%	98	9%
Military service	23	< 1%	23	1%	-	-
Volunteering full time	3	< 1%	1	< 1%	2	< 1%
Not Actively Engaged	229	7%	184	8%	45	4%
Looking for work	209	6%	167	7%	42	4%
Personal commitments (e.g., family, travel, etc.)	20	< 1%	17	< 1%	3	< 1%
Overall Totals	3,346	100%	2,287	100%	1,059	100%

Survey Population

	Degrees Awarded	Response Rate	
All degrees	5,153	3,530	69%
Bachelor's	3,747	2,445	65%
Master's	1,210	929	77%
Doctoral	124	107	86%
Postbaccalaureate Certificate	72	49	68%

Experiences at WMU

- **98%** had at least one **instructor** who **made them excited about learning**.
- **90%** felt that their **instructors cared about them** as a person.
- **70%** had a **mentor** who encouraged them to pursue their goals and dreams.
- **89%** said that their education and experience as a student at WMU **prepared them for their profession**.

WMU – All Degrees

Full-time Employment Highlights

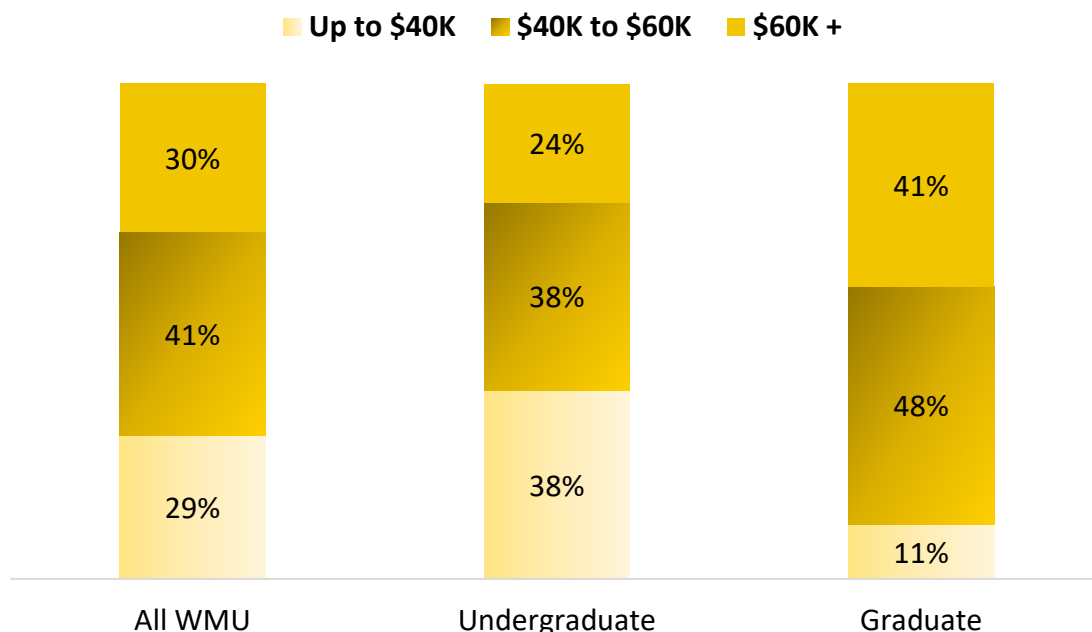
- **74%** were **employed full time** (2,473 responses).
- **Median salary** was **\$45,001 to \$50,000** (1,061 responses).
- **88%** had a job **related** to their degree (2,345 responses).
- **88%** were **satisfied** with their job (1,175 responses).

Top Employers of WMU Graduates

Advia Credit Union	Greenleaf Trust	MI Dept. of Transportation	Stryker
Amazon	Hershey	MoLo Solutions	Target
Ascension	Kalamazoo Public Schools	P3 USA	United Wholesale
BDO	Kalamazoo RESA	Parker Hannifin	Mortgage
Beaumont Health	Kellogg's	Perrigo	University of Kentucky
Bronson	KPEP	Pfizer	University of Michigan
Centria Healthcare	Landscape Forms	PNC	UPS
Charles River Laboratories	Level Data	Portage Public Schools	WMU
Comstock Public Schools	Lighthouse Autism Center	Samaritas	WMU Homer Stryker
Eaton	Meijer	Spectrum Health	M.D. School of Medicine
Enterprise	MI Dept. of Health and	Streamline Healthcare	YMCA
Ford Motor Company	Human Services	Solutions	Zoetis
General Motors			

Salary Ranges for Full-Time Employment

	25 th Percentile	50 th Percentile	75 th Percentile	Responses
All WMU	\$35,001 - \$40,000	\$45,001 - \$50,000	\$60,001 - \$65,000	1,061
Undergraduate	\$30,001 - \$35,000	\$40,001 - \$45,000	\$55,001 - \$60,000	715
Graduate	\$45,001 - \$50,000	\$55,001 - \$60,000	\$65,001 - \$70,000	346

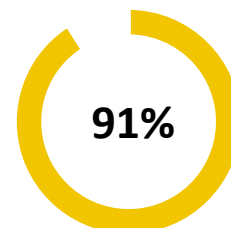


WMU – All Degrees

Experiential Education

91% of WMU graduates completed at least one experiential education activity.

- **63%** had an internship, co-op, practicum, or field experience where they applied what they were learning in the classroom.
- **63%** had a job (full time or part time; on or off campus) where they applied what they were learning in the classroom.
- **53%** worked on a project that took a semester or more to complete (e.g., capstone, senior design, senior performance project).
- **47%** were very active in extracurricular activities and organizations (e.g., leadership role, or involved in multiple organizations such as RSO, intramurals, club sports, or volunteerism).



Top Internship Employers

Amazon	Gast Manufacturing	KRESA	Quicken Loans
Ascension	Greenleaf Trust	Landscape Forms	Spectrum Health
BDO	Gryphon Place	Mann+Hummel	Stryker
Bethany Christian Services	Humphrey Products	MI Dept. of Transportation	Summit Pointe
Bronson	Kalamazoo Psychiatric	Parker Hannifin	WMU
Comstock Public Schools	Hospital	Plante Moran	WMU Unified Clinics
Eaton	Kalamazoo Public Schools	Portage Public Schools	YWCA
F.I.R.E.	Kellogg's	Pwc	
FCA			



Alonja Smith

Bachelor of Arts in criminal justice studies, 2021

Foster Care Manager at Bethany Christian Services

I oversee child welfare cases to ensure safety and well-being of the children. I make all efforts to reunify families and request services that are in the best interest of families.

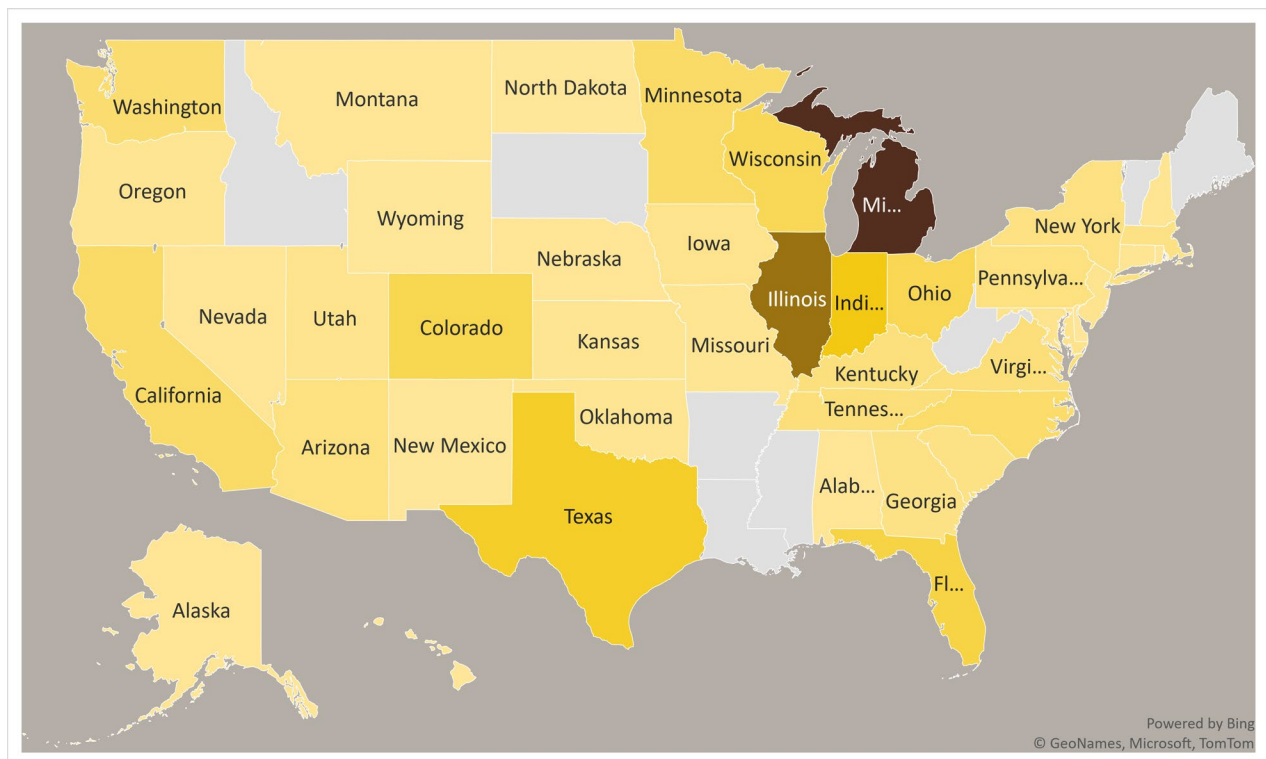
Trio Student Success Program; Phi Chi Theta, Epsilon Gamma Chapter; and the Black Student Union helped me prepare for my career. I not only learned about other people and their cultures, but I learned a lot about myself. I learned how to be more confident and trust in myself. My passion to help others increased and I was able to make an impact on the lives of other students at WMU.

As a WMU student, be open to learning new things and ask a lot of questions. If you have a clear head and willingness to learn and grow, you can succeed.

WMU – All Degrees

Where Broncos Work

- **77% in Michigan**
- **23% throughout the United States**
Top states: Illinois, Indiana, Texas, Florida, Colorado, Ohio, Wisconsin, California, Minnesota, North Carolina, Washington, Virginia, Tennessee, and Kentucky.
- **2% outside of the United States in 17 countries**
Top countries: Saudi Arabia, Dominican Republic, China, Canada, Malaysia, India, and Germany.



Organization Types

	All WMU degrees	Undergraduate degrees	Graduate degrees
For-profit business	60%	71%	39%
Nonprofit organization	16%	13%	22%
Educational institution	18%	11%	32%
Government	6%	6%	7%

WMU – All Degrees


Continuing Education Choices

- Overall, **16%** of Broncos (**19%** of undergraduate and **9%** of graduate degree recipients) are continuing education after graduating from WMU.

Degrees

Masters	66%
Doctorate	22%
Certification program/licensure	4%
Bachelors	3%
Studying for licensure/board exam	3%
Additional classes (no formal degree)	1%

65%
of Broncos are
pursing further
education at WMU.




Top Institutions Chosen

Arizona State University	Michigan State University	University of Michigan
Ball State University	University of Detroit Mercy	University of Wisconsin
Cooley Law School	University of Illinois at Urbana-	Wayne State University
Grand Valley State University	Champaign	WMU

Top Fields of Study

Accountancy	Engineering Management	Orientation and Mobility
Aerospace Engineering	Exercise Science	Physical Therapy
Audiology	Family and Consumer Sciences	Physician Assistant
Aviation	Hispanic Studies	Physics
Biomedical Sciences	History	Psychology
Business Administration	Human Resources	Public Health
Communication	Law	Social Work
Computer Science	Medicine	Speech-Language Pathology
Counseling	Music	Sport Management
Data Science	Neuroscience	Statistics
Dentistry	Nursing	Youth and Community Development
Economics	Occupational Therapy	
Education		



Broncos are continuing education
at 96 different institutions
in 136 fields of study.

WMU – Undergraduate Degrees

Full-Time Employment Highlights

- **70%** were **employed full time**.
- **Median salary** was **\$40,001-\$45,000** (715 responses).
- **77%** had a job in **Michigan**.
- **83%** had a job **related** to their degree.
- **87%** were **satisfied with their job**.

Top Employers

ADP	Ford Motor Company	Landscape Forms	Samaritas
Advia Credit Union	Gartner	Level Data	Spectrum Health
Aerotek	General Motors	Lighthouse Autism Center	Streamline Healthcare
Amazon	Hershey	Lincoln Park Public Schools	Solutions
Armstrong International	Hormel Foods	Meijer	Stryker
Ascension	Kalamazoo County	MI Dept. of Transportation	Target
BDO	Government	MoLo Solutions	United Wholesale Mortgage
Bronson	Kalamazoo Public Schools	Parker Hannifin	UPS
Centria Healthcare	Kalamazoo RESA	Pfizer	WMU
Charles River Laboratories	Kellogg's	PNC	YMCA
Enterprise	KPEP	Portage Public Schools	Zoetis

Experiential Education

90% of WMU graduates completed at least one experiential education activity.

- **61%** had an internship, co-op, practicum, or field experience where they applied what they were learning in the classroom.
- **59%** had a job (full time or part time; on or off campus) where they applied what they were learning in the classroom.
- **52%** worked on a project that took a semester or more to complete (e.g., capstone, senior design, senior performance project).
- **53%** were very active in extracurricular activities and organizations (e.g., leadership role, or involved in multiple organizations such as RSO, intramurals, club sports, or volunteerism).



90%

Top Internship Employers

Amazon	F.I.R.E.	KRESA	Portage Public Schools
Ascension	FCA-Fiat Chrysler	Landscape Forms	Quicken Loans
BDO	Automobiles	Mann+Hummel	Stryker
Bethany Christian Services	Greenleaf Trust	MI Dept. of Transportation	Unified Clinics
Bronson	Gryphon Place	Parker Hannifin	WMU
Comstock Public Schools	Kalamazoo Public Schools	Plante Moran	YWCA
Eaton	Kellogg's		

Experiences at WMU

- **98%** had at least one instructor who made them excited about learning.
- **88%** felt that their instructors cared about them as a person.
- **68%** had a mentor who encouraged them to pursue their goals and dreams.
- **86%** said that their education and experience as a student at WMU prepared them for their profession.

WMU – Graduate Degrees

Full-Time Employment Highlights

- **83%** were **employed full time**.
- **Median salary** was **\$55,001 to \$60,000** (346 responses).
- **77%** had a job in **Michigan**.
- **95%** had a job **related** to their degree.
- **89%** were **satisfied with their job**.

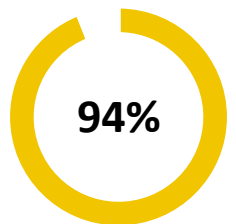
Top Employers

Advia Credit Union	Eficens Systems	Mary Free Bed Rehabilitation	Spectrum Health
Amazon	Ernst and Young	Meijer	Stryker
Arbor Circle	Grand Rapids Public Schools	MI Dept. of Health and Human Services	Tata Consultancy Services
Ascension	Hope Network	MI Dept. of Transportation	University of Kentucky
Athletico Physical Therapy	Hudsonville Public Schools	Muskegon Public Schools	University of Michigan
BDO	Intellectt	Otsego Public Schools	WMU
Berrien RESA	InterAct of Michigan	P3 USA	WMU Homer Stryker M.D. School of Medicine
Bronson	Kalamazoo Autism Center	Pfizer	YWCA
Centria Healthcare	Kalamazoo Public Schools	Portage Public Schools	Zoetis
Charles River Laboratories	Martin Public Schools		
Eaton			

Experiential Education

94% of WMU graduates completed at least one experiential education activity.

- **69%** had an internship, co-op, practicum, or field experience where they applied what they were learning in the classroom.
- **72%** had a job (full time or part time; on or off campus) where they applied what they were learning in the classroom.
- **56%** worked on a project that took a semester or more to complete (e.g., capstone, senior design, senior performance project).
- **32%** were very active in extracurricular activities and organizations (e.g., leadership role, or involved in multiple organizations such as RSO, intramurals, club sports, or volunteerism).



Top Internship Employers

Ascension	Gryphon Place	Mary Free Bed Rehabilitation	Summit Pointe
Battle Creek VA	Kalamazoo Psychiatric Hospital	Meredith Psychological and Testing Services	Unified Clinics
Bethany Christian Services	Kalamazoo Public Schools	Portage Public Schools	WL Molding
Bronson	KPEP	Spectrum Health	YWCA
Ernst and Young	KRESA		

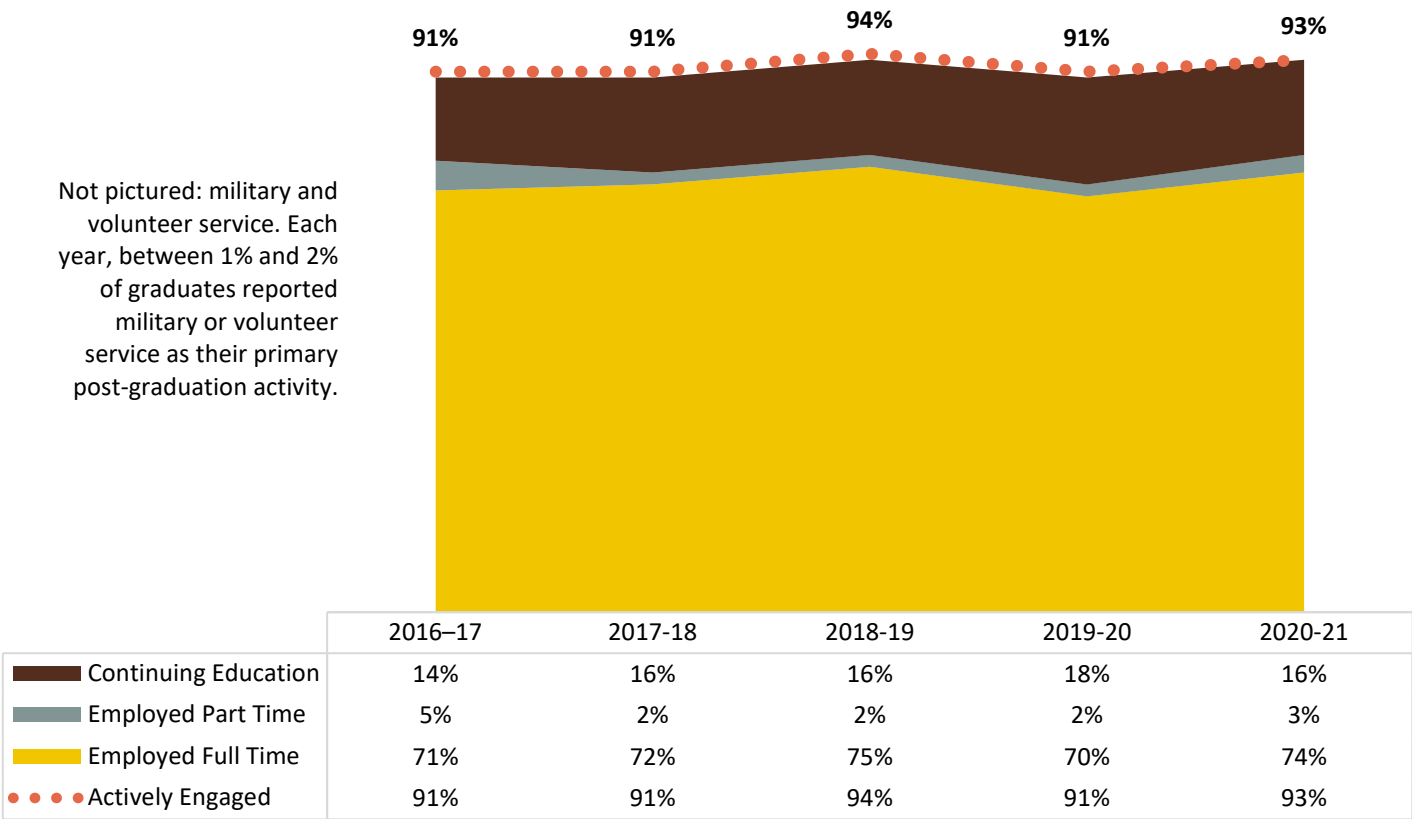
Experiences at WMU

- **98%** had at least one instructor who made them excited about learning
- **95%** felt that their instructors cared about them as a person.
- **77%** had a mentor who encouraged them to pursue their goals and dreams.
- **95%** said that their education and experience as a student at WMU prepared them for their profession.

Western Michigan University

Five Years of Post-Graduation Activity

For the last five years, 91% to 94% of WMU graduates have been actively engaged soon after graduation.



Knowledge Rate

The report knowledge rate is the percentage of graduates for which WMU has obtained reasonable and verifiable post-graduation activity data. This data is obtained through the Post-Graduation Activity Survey and from public LinkedIn profiles.

2016-17	2017-18	2018-19	2019-20	2020-21
77%	77%	73%	72%	69%



WESTERN MICHIGAN UNIVERSITY
College of Arts and Sciences



Dr. Kai Harris

Ph.D. in creative writing, 2021

Assistant Professor of Creative Writing, Santa Clara University

Author, *Tiny Reparations* Books/Penguin Random House

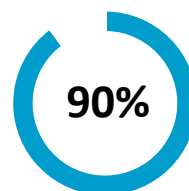
At WMU I was able to gain experience in the classroom as a graduate teaching assistant, as well as learning alongside my professors in their classrooms. I had helpful mentors in my department who spent time preparing me for comp exams, dissertation, and the job market. It was also wonderful learning under an established fiction author as I began my career in fiction. I have always been a writer and wanted to pursue a career path that would allow me to continue writing, teach others about writing, and impact my community through writing.

As a fiction writer, one of the most important things for me was networking and finding my community, which meant writing accountability groups, mentors, and writing partners. It is a tough industry but having those people in your corner makes it easier!

Arts and Sciences

Post-Graduation Activity

**90% of Arts and Sciences graduates
were actively engaged**



	All CAS degrees		Undergraduate		Graduate degrees	
	Count	Percent	Count	Percent	Count	Percent
Actively Engaged	686	90%	484	89%	202	93%
Employed full time	470	62%	321	59%	149	68%
Employed part time	15	2%	10	2%	5	2%
Continuing education	194	26%	148	27%	46	2%
Military service	5	< 1%	5	< 1%	-	-
Volunteering full time	2	< 1%	-	-	2	< 1%
Not Actively Engaged	73	10%	57	11%	16	7%
Looking for work	69	9%	54	10%	15	7%
Personal commitments	4	< 1%	3	< 1%	1	< 1%
Overall Totals	759	100%	541	100%	218	100%

Survey Population

The Post-Graduation Activity Survey was sent to all of 1,180 students who earned a degree from the College of Arts and Sciences between August 2020 and June 2021.

	Degrees Awarded	Response Rate	
All Arts and Sciences degrees	1,180	759	64%
Bachelor's	877	539	61%
Master's	227	154	68%
Doctoral	52	45	83%
Postbaccalaureate Certificate	24	21	88%

Continuing Education

- **26%** of Arts and Sciences respondents (27% undergraduate and 2% graduate degree recipients) are continuing education after graduating from WMU.
- **54%** are pursuing master's degrees, 36% doctoral degrees, 7% certification programs, 2% bachelor's degrees, and 1% are taking additional classes.
- **55%** are continuing education at WMU, and the remaining 45% are attending 49 different institutions.

Arts and Sciences

Full-Time Employment

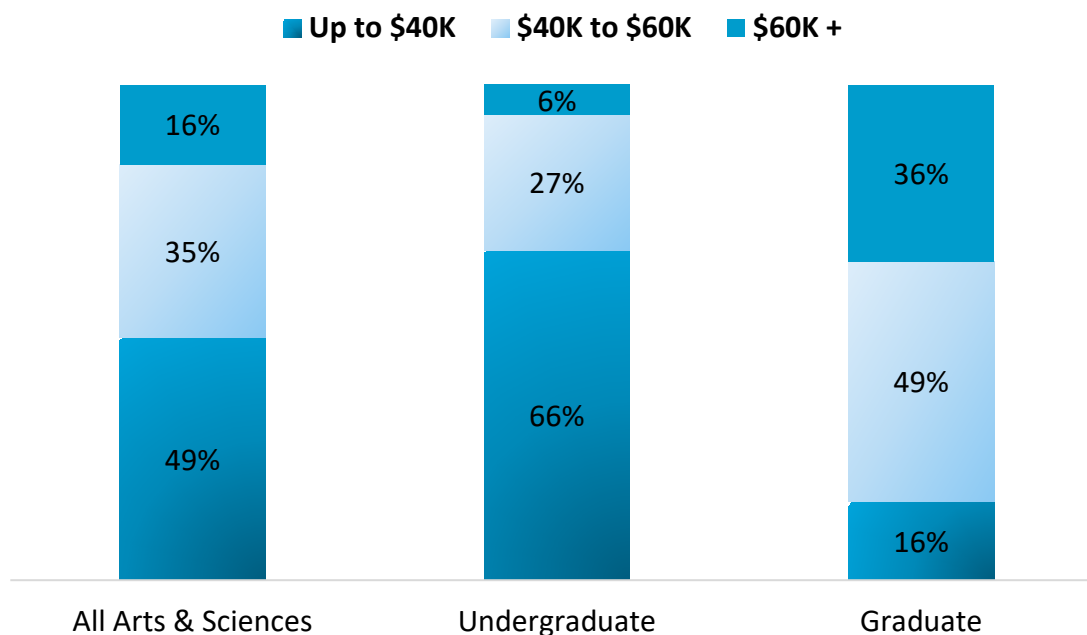
- **62%** were **employed full time**.
- Median salary was **\$40,001-\$45,000** (201 responses).
- **77%** had a job in **Michigan**.
- **78%** had a job **related** to their degree.
- **82%** were **satisfied with their job**.

Top Employers

Ascension	Forensic Fluids Laboratories	Lighthouse Autism Center	United Wholesale
Bell's Brewery	Kalamazoo County	MI Dept. of Health and	Mortgage
Bronson	Government	Human Services	University of Kentucky
Centria Healthcare	Kalamazoo RESA	Pfizer	University of Michigan
Charles River Laboratories	KPEP	Samaritas	WMU
Eurofins Lancaster Labs	KVCC	Stryker	

Salary Ranges for Full-Time Employment

	25 th Percentile	50 th Percentile	75 th Percentile	Responses
All Arts and Science	\$30,001 - \$35,000	\$40,001 - \$45,000	\$50,001 - \$55,000	201
Undergraduate	\$27,500 - \$32,500	\$35,001 - \$40,000	\$40,001 - \$45,000	131
Graduate	\$45,001 - \$50,000	\$50,001 - \$55,000	\$65,001 - \$70,000	70



Arts and Sciences

Experiential Education

87% of WMU graduates completed at least one experiential education activity.

- **49%** had an internship, co-op, practicum, or field experience where they applied what they were learning in the classroom.
- **56%** had a job (full time or part time; on or off campus) where they applied what they were learning in the classroom.
- **51%** worked on a project that took a semester or more to complete (e.g., capstone, senior design, senior performance project).
- **46%** were very active in extracurricular activities and organizations (e.g., leadership role, or involved in multiple organizations such as RSO, intramurals, club sports, or volunteerism).



87%

Top Internship Employers

Bethany Christian Services
Cape Town City Mission
Kalamazoo Autism Center
Kalamazoo Public Schools

KRESA
Michigan State Senate
Portage Public Schools
Public Media Network

Summit Pointe
Van Buren ISD
Western Herald
WMU

Experiences at WMU

- **98%** had at least one instructor who made them excited about learning.
- **90%** felt that their instructors cared about them as a person.
- **68%** had a mentor who encouraged them to pursue their goals and dreams.
- **85%** said that their education and experience as a student at WMU prepared them for their profession.



Marquin Evans

Master of Arts in applied behavior analysis, 2020

**Membership Development Coordinator
at Association for Behavior Analysis International**

I received a lot of encouragement from professors during undergrad. It was super important to establish those relationships early on. These relationships served me all throughout graduate school. I had a strong network that I relied on, and I am extremely thankful for that.

As a WMU student, don't be afraid to ask for help. Rely on the resources that are at your disposal. You'd be surprised how much people are willing and excited to help you. It just takes you being aware of that and being brave enough to admit that you might not know everything. Only through collaboration and working with others will you realize some of your best work.

Arts and Sciences - Undergraduate Degrees

Full-Time Employment

- 59% were **employed full time**.
- Median salary was **\$35,001-\$40,000** (131 responses).
- 82% had a job in **Michigan**.
- 71% had a job **related** to their degree.
- 80% were **satisfied with their job**.

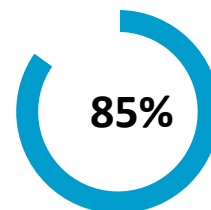
Top Employers

Ascension	Eurofins Lancaster	Lighthouse Autism Center	United Wholesale
Bronson	Kalamazoo County	Pfizer	WMU
Charles River Laboratories	KPEP	Samaritas	

Experiential Education

85% of WMU graduates completed at least one experiential education activity.

- 48% had an internship, co-op, practicum, or field experience where they applied what they were learning in the classroom.
- 52% had a job (full time or part time; on or off campus) where they applied what they were learning in the classroom.
- 42% worked on a project that took a semester or more to complete (e.g., capstone, senior design, senior performance project).
- 48% were very active in extracurricular activities and organizations (e.g., leadership role, or involved in multiple organizations such as RSO, intramurals, club sports, or volunteerism).



Experiences at WMU

- 97% had at least one instructor who made them excited about learning.
- 88% felt that their instructors cared about them as a person.
- 61% had a mentor who encouraged them to pursue their goals and dreams.
- 82% said that their education and experience as a student at WMU prepared them for their profession.



Allison Lester

***Bachelor of Science
in freshwater science and sustainability, 2021***

**Cedar Creek Watershed Field Technician
at Pierce Cedar Creek Institute, and
Field Interviewer at Michigan PFAS Exposure and Health
Study**

At Pierce Cedar Creek, I gather water quality data in Cedar Creek and surrounding lakes for the purpose of developing a watershed management plan. At MiPEHS, I work in MDHHS research study office to assist with administration of health history survey and blood sampling/processing for participants living in Parchment/Cooper Township to help understand long-term health effects of PFAS in drinking water.

Arts and Sciences - Graduate Degrees

Full-Time Employment

- **68%** were **employed full time**.
- Median salary was **\$50,001-\$55,000** (70 responses).
- **66%** had a job in **Michigan**.
- **93%** had a job **related** to their degree.
- **86%** were **satisfied with their job**.

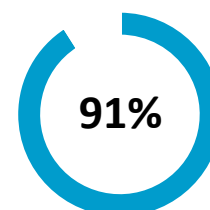
Top Employers

Centria Healthcare	Forensic Fluids	Pfizer	University of Kentucky
Charles River Laboratories	Kalamazoo Autism Center	St. Jude Hospital	University of Michigan
Eficens Systems	Michigan HHS	Temple University	

Experiential Education


91% of WMU graduates completed at least one experiential education activity.

- **51%** had an internship, co-op, practicum, or field experience where they applied what they were learning in the classroom.
- **69%** had a job (full time or part time; on or off campus) where they applied what they were learning in the classroom.
- **76%** worked on a project that took a semester or more to complete (e.g., capstone, senior design, senior performance project).
- **41%** were very active in extracurricular activities and organizations (e.g., leadership role, or involved in multiple organizations such as RSO, intramurals, club sports, or volunteerism).



Experiences at WMU

- **100%** had at least one instructor who made them excited about learning.
- **96%** felt that their instructors cared about them as a person.
- **84%** had a mentor who encouraged them to pursue their goals and dreams.
- **94%** said that their education and experience as a student at WMU prepared them for their profession.



Dr. Sarah Webster

Ph.D. in biology, 2021

Postdoctoral Research Fellow at Western Michigan University Homer Stryker MD School of Medicine

I'm investigating a specialized immune cell in human patients to better understand natural immunity in context of aging and sex. I love my work to provide new insights into the development and function of the human body, which could lead to better treatment and health outcomes. Our work is challenging, but exciting!

The ability to try new and exciting science while at WMU allowed me to develop critical thinking in the area of being relevant in translational research. Being confident and willing to make mistakes, but learning from them, is how I've been able to be successful.

Biology

This section includes the following majors: Biology, Biological Sciences, and Biology: Secondary Education.

83% of undergraduate and 100% of graduate degree recipients were actively engaged.

	Undergraduate		Graduate degrees	
	Count	Percent	Count	Percent
Actively Engaged	20	83%	18	100%
Employed full time	18	75%	13	72%
Continuing education	2	8%	5	28%
Not Actively Engaged	4	17%	-	-
Looking for work	4	17%	-	-

Full-time Employment

- Median salary for all degrees was \$40,001 to \$45,000 (18 responses).
- 77% had a job in Michigan.
- 93% had a job related to their degree.
- 79% were satisfied with their job.

Job Titles and Employers

Andrologist at IVF Michigan and Ohio	Fisheries Field Crew Lead at U.S.	Research Associate at Charles River
Assistant Laboratory Technician at Forensic Fluids Laboratories	Geological Survey Formulation	Laboratories
Associate Lab Technician at Aerotek	Laboratory Assistant Coordinator at KVCC	Research Associate at Vestaron
Biological Field Technician at Western EcoSystems Technology	Laboratory Analyst at Pfizer	Research Scientist at Charles River Laboratories
Certifying Scientist at Forensic Fluids Laboratories	Laboratory Assistant at Bloom Lab	Research Technician at St. Jude Children's Research Hospital
Customer Engagement Manager at PetSmart	Laboratory Manager/ Chemical Safety Officer at Mary Baldwin University	Scientific Researcher at University of Pennsylvania
Environmental Quality Analyst at MI Dept. of Environment, Great Lakes, and Energy	Laboratory Technician at Michigan Milk Producers Association	Stewardship Crew Coordinator at Kalamazoo Nature Center
Field Interviewer at RTI International	Laboratory Technician at University of Michigan	Veterinary Assistant at VCA Animal Hospital
Fisheries Assistant at Department of Natural Resources	Postdoctoral Fellow at St. Jude Children's Research Hospital	Veterinary Technician Assistant at Glenview Animal Hospital
		Wetland Ecologist at Fishbeck

Continuing Education

Doctorate in Biomedical Sciences at WMU
 Master's in Animal Genetics at Clemson University
 Master's in Biomedical Sciences at University of Michigan
 Master's in Science Education at WMU

Internships

Fishbeck
 Innovation Central High School
 Kalamazoo Public Schools
 Pierce Cedar Creek Institute
 WMU Office for Sustainability

Survey Population

	Degrees Awarded		Response Rate	
	Count	Percent	Count	Percent
All degrees	61		42	69%
Bachelor's	36		24	67%
Master's	23		17	74%
Doctoral	2		1	50%

Biomedical Sciences

95% of undergraduate degree recipients were actively engaged.

	Count	Percent
Actively Engaged	62	95%
Employed full time	33	51%
Continuing education	29	45%
Not Actively Engaged	3	5%
Looking for work	3	5%

Full-time Employment

- Median salary for all degrees was \$35,001 to \$40,000 (9 responses).
- 85% had a job in Michigan.
- 89% had a job related to their degree.
- 89% were satisfied with their job.

Internships

Kalamazoo Specialty Plants
Pride Care
Robin Healthcare
U.S. Army

Job Titles and Employers

Certified Nursing Assistant at Evergreen Manor Senior Care Center
Clinical Laboratory Assistant at Charles River Laboratories
Covid 19 Screener at Entech Medical Staffing
CT Scan Technologist at Aya Healthcare
Drug Product Investigator at Pfizer
Inpatient Pharmacy Technician at Bronson
Laboratory Technician at Bell's Brewery
Laboratory Technician at NOAH Clinical Laboratory
Manufacturing Associate at TriLink BioTechnologies

Medical Scribe at Robin Healthcare Microbiologist at Marrone Bio Innovations
Microbiology Laboratory Technician at Pfizer
Mobility Specialist at Life EMS
Necropsy Technician at Charles River Laboratories
Office Administrator at Visiting Angels of SW MI
Pathology Technician at Charles River Laboratories
Patient Care Technician at Ascension
Pharmacy Technician at Meijer
Veterinary Assistant at Banfield Pet Hospital

Continuing Education

Doctorate in Dentistry at Arizona School of Dentistry and Oral Health
Doctorate in Dentistry at Boston University
Doctorate in Dentistry at University of Michigan
Doctorate in Medicine at Michigan State University
Doctorate in Medicine at Ohio State University
Doctorate in Molecular and Cellular Biology at University of Illinois at Urbana-Champaign
Doctorate in Pharmacy at Saint John Fisher College
Wegmans School of Pharmacy

Master's in Biomedical Sciences at WMU
Master's in Chemistry at Oakland University
Master's in Disaster and Emergency Management at Georgetown University
Master's in Forensic Science at Arcadia University
Master's in Microbiology and Immunology at University of British Columbia
Master's in Physician Assistant at WMU
Master's in Public Health at University of Michigan

Survey Population

	Degrees	Response Rate
Bachelor's	95	65 68%

Chemistry

This section includes the following majors: Biochemistry and Chemistry.

100% of undergraduate and graduate degree recipients were actively engaged.

	Undergraduate		Graduate degrees	
	Count	Percent	Count	Percent
Actively Engaged	14	100%	5	100%
Employed full time	12	86%	3	60%
Employed part time	-	-	1	20%
Continuing education	2	14%	1	20%

Full-time Employment

- Median salary for all degrees was \$40,001 to \$45,000 (9 responses).
- 93% had a job in Michigan.
- 93% had a job related to their degree.
- 100% were satisfied with their job.

Job Titles and Employers

Assistant Chemist 1 at Abbott Laboratories
Certifying Scientist at Forensic Fluids Laboratories
Coordinator at Kalamazoo Valley Community College
Glass Technician at Pfizer
In-Plant Chemist at Pfizer
Maintenance Engineer at Zoetis QO Analyst at Aerotek
Scientist at Pfizer
Senior Process Development Specialist at Pfizer
Senior Segmentation Representative at Stryker
Technician at Kalsec

Continuing Education

Doctorate in Bimolecular Engineering at University of California
Doctorate in Biomedical Sciences at UofM
Doctorate in Genetics/Biostatistics at UofM

Internships

Grand Rapids Water Filtration Plant
Kalsec
WMU

Survey Population

	Degrees		Response Rate
All degrees	30	19	63%
Bachelor's	22	14	64%
Master's	5	3	60%
Doctoral	3	2	67%

Criminal Justice Studies

89% of undergraduate degree recipients were actively engaged.

	Count	Percent
Actively Engaged	47	89%
Employed full time	34	64%
Employed part time	1	2%
Continuing education	10	19%
Military service	2	4%
Not Actively Engaged	6	11%
Looking for work	6	11%

Full-time Employment

- Median salary for all degrees was \$30,001 to \$35,000 (9 responses).
- 84% had a job in Michigan.
- 73% had a job related to their degree.
- 82% were satisfied with their job.

Survey Population

	Degrees	Response Rate
Bachelor's	106	53 50%

Job Titles and Employers

Area Manager at Amazon	Facilitator at Prevention Works	Resident Coordinator at KPEP
Assistant at Berrien County Government	Foster Care Case Manager at Bethany Christian Services	Reunification Case Worker at Samaritas
Behavior Technician at Children's Healthcare of Atlanta	Foster Care Case Manager at Vincent Catholic Charities	Security Officer at KPEP
Behavioral Health Technician at Centria Healthcare	Foster Care Case Worker at Samaritas	Sheriff's Deputy at Kalamazoo County Sheriff's Office
Behavioral Health Worker at Bronson	Human Resources / Safety and Compliance at Liquid Transport	Travel Agent at My Evolution Travel
Business Development Representative at The RealReal	Jury Coordinator at Kalamazoo County Government	Underwriter at United Wholesale Mortgage
Case Aide at Samaritas	Office Specialist I at City of Wyoming Police Department	Unemployment Insurance Agency Examiner at Robert Half
Case Manager at Salvation Army	Official Document Specialist at Kalamazoo County Government	Youth Specialist at Kalamazoo County Juvenile Home
Case Manager at Van Buren County		
Community Corrections Specialist at Kalamazoo County Government		

Continuing Education

Certification in Youth and Community Development at WMU
 JD at University of Toledo College of Law
 JD at Wayne State University
 JD at Cooley Law School
 Master's in Hispanic Studies at WMU
 Master's in Intelligence Analysis at University of Detroit Mercy
 Master's in Psychology at Middle Tennessee State University
 Master's in Social Work at WMU

Internships

Cape Town City Mission
 Bethany Christian Services
 F.I.R.E.
 Kalamazoo County Probate Court
 Kalamazoo Public Defender
 Michigan State Capitol
 Michigan State Senate
 Prosecuting Attorney's Office

Economics

82% of undergraduate and 70% of graduate degree recipients were actively engaged.

	Undergraduate		Graduate degrees	
	Count	Percent	Count	Percent
Actively Engaged	9	82%	7	70%
Employed full time	6	55%	6	60%
Continuing education	3	27%	1	10%
Not Actively Engaged	2	18%	3	30%
Looking for work	2	18%	3	30%

Full-time Employment

- Median salary for all degrees was \$45,001 to \$50,000 (7 responses).
- 64% had a job in Michigan.
- 73% had a job related to their degree.
- 71% were satisfied with their job.

Continuing Education

Doctorate in Economics at University of Tennessee
JD at University of Detroit Mercy
Master's in Economics at WMU

Job Titles and Employers

Advanced Analytics Analyst at Bell's Brewery
Analyst at Economists Incorporated
Business Development Manager at England Logistics
Data Scientist at BlueGranite
Operations Coordinator at Thomas C. Wilson
Project Analyst at Meijer
Senior Economist at Bank of Jamaica
Senior Underwriting Analyst at PNC
Sourcing Analyst at Sigmatron International
Trading Associate at SPS Family

Internships

Baker Tilly
Commonwealth Innovation Hub
Dah Sing Bank
KRESA
OLHSA
Quicken Loans
RAM Solutions
Rasor Law Firm
Rock Central
Rock Ventures
W.E. Upjohn Institute for Employment Research
Xingbang Financial Leasing Company

Survey Population

	Degrees Awarded		Response Rate	
	Count	Percent	Count	Percent
All degrees	34	21	62%	
Bachelor's	19	11	58%	
Master's	10	5	50%	
Doctoral	5	5	100%	

English

This section includes the following majors: Creative Writing, English, English: Secondary Education, Rhetoric and Writing Studies.

73% of undergraduate and 71% of graduate degree recipients were actively engaged.

	Undergraduate		Graduate degrees	
	Count	Percent	Count	Percent
Actively Engaged	19	73%	5	71%
Employed full time	15	58%	3	43%
Employed part time	1	4%	1	14%
Continuing education	3	12%	1	14%
Not Actively Engaged	7	27%	2	29%
Looking for work	6	23%	1	14%
Personal commitments	1	4%	1	14%

Full-Time Employment

- Median salary for all degrees was \$30,001 to \$35,000 (7 responses).
- 81% had a job in Michigan.
- 61% had a job related to their degree.
- 75% were satisfied with their job.

Job Titles and Employers

Administrative Assistant at Edward Rose and Sons
 Assistant Professor of Creative Writing at Santa Clara University
 Circulation/OSL Coordinator at New Mexico Institute of Mining and Technology
 Client Package Coordinator at Rocket Mortgage
 Content Writer at CorePHP
 Copywriter at Underscore Higher Ed Information
 Resources Assistant Associate at William L. Clements Library
 Musical Director at St. Joseph County ISD
 Program Coordinator at Read and Write Kalamazoo
 Sales and Marketing Associate at Newmind Group

Internships

Kalamazoo Public Schools
 National Gay Pilots Association (NGPA)
 ParlorTalk
 Portage Public Schools
 WMU Admissions
 Wunderwell, Washington D.C.

Continuing Education

Master's in History, Classics, and Archaeology at University of Edinburgh
 Master's in Publishing and Writing at Emerson College

Survey Population

	Degrees Awarded		Response Rate	
	Count	Percent	Count	Percent
All degrees	53	33	62%	
Bachelor's	41	26	63%	
Master's	10	5	50%	
Doctoral	2	2	100%	

Environment and Sustainability

This section includes the following majors: Environment and Sustainability, Freshwater Science and Sustainability, and Sustainable Brewing.

80% of undergraduate degree recipients were actively engaged.

	Count	Percent
Actively Engaged	24	80%
Employed full time	21	70%
Continuing education	3	10%
Not Actively Engaged	6	20%
Looking for work	6	20%

Full-Time Employment

- Median salary for all degrees was \$30,001 to \$35,000 (9 responses).
- 61% had a job in Michigan.
- 67% had a job related to their degree.
- 69% were satisfied with their job.

Survey Population

	Degrees	Response Rate
Bachelor's	48	30 63%

Job Titles and Employers

Environment and Sustainability:

Assistant Manager at City Centre Market and Deli
 Assistant Manager at Real Urban BBQ
 Field Surveyor at Toll Brothers
 Formulation Technician at Manpower
 Laboratory Technician at Michigan Milk Producers Association
 Natural Resources Education Assistant at Wolf Lake State Fish Hatchery
 Production Assistant at Telluride Brewing Company
 Resident Director at Northwestern
 Youth Digital Coordinator at League of Conservation Voters

Freshwater Science and Sustainability:

Aquatic Resources Field Technician at Trout Unlimited
 Cedar Creek Watershed Field Technician at Pierce Cedar Creek Institute
 Field Interviewer at Michigan PFAS Exposure and Health Study
 Compliance Consultant at Tetra Tech
 Fisheries Tech at LRBOI Natural Resources Department
 Invasive Species Technician at Van Buren Conservation District
 Operations Coordinator at SET Environmental

Internships

Bell's Brewery
 Brite Eyes Brewing Company
 Kalamazoo Climate Crisis Coalition
 Michigan League of Conservation Voters
 Michigan Psychological Association Board of Ethics
 Parker Hannifin
 Progressive AE
 West Michigan Environmental Action Council
 WMU Office for Sustainability

Continuing Education

Certification in Climate Change Policy and Management at WMU
 Master's in Sustainability at Tufts University

Gender and Women's Studies

75% of undergraduate degree recipients were actively engaged.

	Count	Percent
Actively Engaged	6	75%
Employed full time	3	38%
Employed part time	1	13%
Continuing education	2	25%
Not Actively Engaged	2	25%
Looking for work	2	25%

Full-time Employment

- 100% had a job in Michigan.
- 75% had a job related to their degree.
- 100% were satisfied with their job.

Job Titles and Employers

Administrative Assistant at WMU

Registered Behavior Technician at Lighthouse Autism Center

Continuing Education

Master's in Counseling Psychology at WMU

Master's in Global Affairs at New York University

Internships

Brennan Senior Center

Citizens Research Council of Michigan

Department of Environmental Quality

F.I.R.E.

Justice for Our Neighbors

Refugee Education Center

Survey Population

	Degrees Awarded	Response Rate
Bachelor's	9	8 89%

Geography, Environment, and Tourism

This section includes the following majors: Geography, and Tourism and Travel.

88% of undergraduate and 89% of graduate degree recipients were actively engaged.

	Undergraduate		Graduate degrees	
	Count	Percent	Count	Percent
Actively Engaged	7	88%	8	89%
Employed full time	5	63%	6	67%
Continuing education	2	25%	2	22%
Not Actively Engaged	1	13%	1	11%
Looking for work	1	13%	1	11%

Full-time Employment

- Median salary for all degrees was \$55,001 to \$60,000 (4 responses).
- 90% had a job in Michigan.
- 40% had a job related to their degree.
- 100% were satisfied with their job.

Job Titles and Employers

Assistant Operations Manager at H&H Express Lanes
Geologist at Consumers Energy
GIS Analyst II at Great Lakes Water Authority
GIS Cadastral Mapping Specialist at Blue Earth County Government
Triage Employee - Digital Input at Michigan Geological Survey

Continuing Education

Master's in City/Urban, Community, and Regional Planning at University of Arizona
Master's in Data Science at WMU
Master's in Geography at WMU

Internships

City of Kalamazoo Planning Department
Kent Conservation District
Marshall Space Flight Center

Survey Population

	Degrees Awarded	Response Rate	
All degrees	32	17	53%
Bachelor's	21	8	38%
Master's	7	6	86%
Postbaccalaureate Certificate	4	3	75%

Geological and Environmental Sciences

This section includes the following majors: Earth Science, Geochemistry, Geology, Geophysics, Geosciences, and Hydrogeology.

79% of undergraduate and 94% of graduate degree recipients were actively engaged.

	Undergraduate		Graduate degrees	
	Count	Percent	Count	Percent
Actively Engaged	11	79%	17	94%
Employed full time	6	55%	16	89%
Continuing education	4	29%	1	6%
Military Service	1	7%	-	-
Not Actively Engaged	3	21%	1	6%
Looking for work	3	21%	1	6%

Full-time Employment

- Median salary for all degrees was \$47,501 to \$52,500 (8 responses).
- 50% had a job in Michigan.
- 90% had a job related to their degree.
- 100% were satisfied with their job.

Survey Population

	Degrees	Response Rate	
All degrees	46	32	70%
Bachelor's	25	13	52%
Master's	6	5	83%
Doctoral	5	5	100%
Certificate	10	9	90%

Job Titles and Employers

Assistant Geologist at Terracon Consultants
 CAD/GID Technician at WMU
 Chemical Analyst at Bromac
 Environmental Scientist at State of Utah
 Field Surveyor at Toll Brothers
 Geologist at Maryland Department of the Environment
 Junior Geologist at Stantec
 Natural Resources Education Assistant at Wolf Lake State Fish Hatchery
 Park Attendant at Kalamazoo County Government
 Physical Science Technician at United States Air Force
 Postdoctoral Researcher at Texas A&M University
 Postdoctoral Researcher at University of Texas at Austin
 Quality Control Technician at Holcim
 Scientist II at GZA GeoEnvironmental
 Visiting Professor at Grand Valley State University
 Youth Digital Coordinator at League of Conservation Voters

Internships

Consumers Energy
 Kalamazoo Climate Crisis Coalition
 Michigan League of Conservation Voters
 Miller Energy Company
 Petroleum Development Oman
 WMU Office for Sustainability

Continuing Education

Certification in Climate Change Policy and Management at WMU
 Certification in Hydrogeology at WMU
 Doctorate in Geosciences at WMU
 Master's in Geography at WMU

Global and International Studies

93% of undergraduate degree recipients were actively engaged.

	Count	Percent
Actively Engaged	13	93%
Employed full time	10	71%
Continuing education	3	21%
Not Actively Engaged	1	7%
Looking for work	1	7%

Full-time Employment

- 60% had a job in Michigan.
- 50% had a job related to their degree.
- 40% were satisfied with their job.

Job Titles and Employers

AmeriCorps Member at City Year Detroit
Covid-19 Scheduler at Michigan Medicine
Customer Service Representative at Kalamazoo Public Library
Documentation Specialist at AbbVie
Junior Sustainability Manager at Act Green
Pandemic Action Network at Panorama Global
Social Media and Marketing at Level Data
Travel Agent at Cruise Connections

Internships

AbbVie
Bluestripe Paris
Dignity for Humanity
First United Methodist of Kalamazoo
Scribe America
Sierra Club
Welsey of Kalamazoo
WMU Haenicke Institute for Global Education

Continuing Education

Bachelor's in Nursing at Michigan State University
Master's in History at WMU
Master's in Public Administration at WMU

Survey Population

	Degrees Awarded	Response Rate
Bachelor's	23	14 61%

History

This section includes the following majors: History, Public History, and Social Studies: Secondary Education.

79% of undergraduate and 94% of graduate degree recipients were actively engaged.

	Undergraduate		Graduate degrees	
	Count	Percent	Count	Percent
Actively Engaged	12	80%	2	67%
Employed full time	6	40%	1	33%
Continuing education	6	40%	1	33%
Not Actively Engaged	3	20%	1	33%
Looking for work	3	20%	1	33%

Full-time Employment

- Median salary for all degrees was \$35,001 to \$40,000 (5 responses).
- 83% had a job in Michigan.
- 50% had a job related to their degree.
- 100% were satisfied with their job.

Job Titles and Employers

Leasing Consultant at Woodbury Management
 Research Technician at Charles River Laboratories
 Social Studies Teacher at Sturgis Public Schools
 Teacher at Parchment Public Schools
 Teacher at St. Therese Catholic School

Internships

Comstock Public Schools
 Innovation Central High School GRPS
 Kalamazoo Air Zoo
 Kalamazoo Valley Museum
 Plainwell Public Schools
 Three Rivers Community Schools
 Vicksburg Public Schools
 WMU International Student Services

Continuing Education

Certification in Classics at University of California
 Doctorate in Music at University of Illinois at Urbana-Champaign
 Master's in Chinese at New York University
 Master's in History at WMU
 Master's in Political Science at WMU
 Master's in Public History at WMU

Survey Population

	Degrees Awarded		Response Rate	
	Count	Percent	Count	Percent
All degrees	28		18	64%
Bachelor's	24		15	63%
Master's	3		2	67%
Doctoral	1		1	100%

Intercultural and Anthropological Studies

This section includes the following majors: Anthropology, and African American and African Studies.

100% of undergraduate and graduate degree recipients were actively engaged.

	Undergraduate		Graduate degrees	
	Count	Percent	Count	Percent
Actively Engaged	9	100%	1	100%
Employed full time	3	33%	1	100%
Employed part time	1	11%	-	-
Continuing education	5	56%	-	-

Full-time Employment

- 67% had a job in Michigan.
- 100% had a job related to their degree.
- 100% were satisfied with their job.

Job Titles and Employers


Assessing Assistant at City of Hastings
Case Manager at Family Solutions
Recruiter at Epitec

Continuing Education

Master's in Anthropology at University of Wisconsin
Master's in Biomedical Sciences at WMU
Master's in Communication at WMU

Internships

Fort St Joseph Archaeological Field School
Fort St Joseph Museum
National Black Child Development Institute
University of Ohio



Survey Population

	Degrees Awarded		Response Rate	
	Count	Percent	Count	Percent
All degrees	13		10	77%
Bachelor's	12		9	69%
Master's	1		1	8%

Mathematics

This section includes the following majors: Applied Mathematics, Mathematics, Mathematics Education, and Mathematics: Secondary Education.

93% of undergraduate and 80% of graduate degree recipients were actively engaged.

	Undergraduate		Graduate degrees	
	Count	Percent	Count	Percent
Actively Engaged	13	93%	4	80%
Employed full time	10	71%	4	80%
Continuing education	3	21%	-	-
Not Actively Engaged	1	7%	1	20%
Looking for work	1	7%	1	20%

Full-time Employment

- Median salary for all degrees was \$40,001 to \$45,000 (9 responses).
- 62% had a job in Michigan.
- 100% had a job related to their degree.
- 89% were satisfied with their job.

Job Titles and Employers

Assistant Professor at California State University-Fresno
Associate Scientist at Eurofins Lancaster Laboratories
Database Analyst at FireKeepers Casino and Hotel
Mathematics Teacher at Hudsonville Public Schools
Mathematics Teacher at North Muskegon Public Schools
Personal Banker at Fifth Third
Postdoctoral Researcher at Ryerson University
Project Monitoring and Evaluation at ABT Associates
Teacher at Clarkston Public Schools
Teacher at Parchment Public Schools

Internships

Centre De Linguistique Appliquée
Comstock Public Schools
Kalamazoo Public Schools
North Muskegon Public Schools
Plainwell Public Schools
Portage Public Schools
Vicksburg Public Schools

Continuing Education

Doctorate in Genetics/Biostatistics at University of Michigan
Master's in Secondary Education at WMU

Survey Population

	Degrees Awarded	Response Rate	
All degrees	28	19	68%
Bachelor's	20	14	70%
Master's	1	1	100%
Doctoral	7	4	57%

Philosophy

100% of undergraduate and graduate degree recipients were actively engaged.

	Undergraduate		Graduate degrees	
	Count	Percent	Count	Percent
Actively Engaged	4	100%	4	100%
Employed full time	1	25%	1	25%
Continuing education	2	50%	3	75%
Military Service	1	25%	-	-

Full-time Employment

- 50% had a job related to their degree.
- 50% were satisfied with their job.

Job Titles and Employers

Customer Relations Representative at National Association of Intercollegiate Athletics

Continuing Education

JD at University of Edinburgh Law School

Doctorate in Philosophy at Baylor University

Master's in Economics at WMU

Survey Population

	Degrees Awarded		Response Rate	
All degrees	16	8	50%	
Bachelor's	9	4	44%	
Master's	7	4	57%	



Physics

100% of undergraduate and 90% of graduate degree recipients were actively engaged.

	Undergraduate		Graduate degrees	
	Count	Percent	Count	Percent
Actively Engaged	4	100%	9	90%
Employed full time	4	100%	2	20%
Continuing education	-	-	7	70%
Not Actively Engaged	-	-	1	10%
Looking for work	-	-	1	10%

Full-time Employment

- 80% had a job in Michigan.
- 100% had a job related to their degree.
- 67% were satisfied with their job.

Job Titles and Employers

Assistant Professor at King Faisal University

Associate Scientist at Eurofins Lancaster Laboratories

Database Analyst at FireKeepers Casino and Hotel

Nuclear Engineering and Radiological Sciences at University of Michigan


Continuing Education

Doctorate in Physics at WMU

Master's in Science Education at WMU

Survey Population

	Degrees Awarded	Response Rate	
		Count	Percent
All degrees	20	14	70%
Bachelor's	7	4	57%
Master's	10	7	70%
Doctoral	3	3	100%



Political Science

This section includes the following majors: International Development Administration and Political Science.

87% of undergraduate and 100% of graduate degree recipients were actively engaged.

	Undergraduate		Graduate degrees	
	Count	Percent	Count	Percent
Actively Engaged	33	87%	5	100%
Employed full time	22	58%	4	80%
Continuing education	11	29%	1	20%
Not Actively Engaged	5	13%	-	-
Looking for work	5	13%	-	-

Full-time Employment

- 80% had a job in Michigan.
- 52% had a job related to their degree.
- 60% were satisfied with their job.

Survey Population

	Degrees	Response Rate	
All degrees	64	43	67%
Bachelor's	55	38	69%
Master's	9	5	56%

Job Titles and Employers

Community Outreach Coordinator at S.A.F.E. Place
 Director of Advocacy at OutFront Kalamazoo
 General Manager at Asset Living
 General Manager at Grand Rapids Alliance of Cooperative Communities
 General Office Assistant at Michigan Department of Health and Human Services
 Law Enforcement Officer at Garland Police Department
 Natural Resources Technician at Natural Community Services

Operations Manager at Holland USF
 Operations Director at Supplier and Buyer Exchange
 Pandemic Action Network at Panorama Global
 Project Coordinator at Michigan Senate
 Regional Field Director at Michigan Republican Party
 Technical Recruiter at Actalent
 Underwriter at United Wholesale Mortgage
 Unemployment Insurance Agency Examiner at Robert Half

Continuing Education

Certification in Secondary Education at SVSU
 Doctorate in Interdisciplinary Studies at WMU
 Doctorate in Linguistics at University of Toronto
 JD at Penn State
 JD at University of Detroit Mercy

JD at University of Toledo College of Law
 Master's in Business Administration at WMU
 Master's in Global Affairs at New York University
 Master's in Political Science at WMU
 Master's in Public Policy at Oregon State University

Internships

Bethany Christian Services	Florida Democratic Party	Refugee Education Center
Bluestripe Paris	Justice for Our Neighbors	Sean McCann for State Senate
City of Kalamazoo Planning	Kalamazoo Air Zoo	Sierra Club of Michigan
Congressional Leadership Fund	Kalamazoo County Probate Court	Western Herald
Congressmen's Office	Kalamazoo Valley Museum	Stryker
Cook County State's Attorney	Michigan House of Representatives	WMU HIGE
Department of Environmental Quality	Michigan Osteopathic Association	Woznicki Law PLC

Psychology

94% of undergraduate and 98% of graduate degree recipients were actively engaged.

	Undergraduate		Graduate degrees	
	Count	Percent	Count	Percent
Actively Engaged	96	94%	48	98%
Employed full time	47	46%	39	80%
Employed part time	3	3%	-	-
Continuing education	45	44%	9	18%
Military Service	1	1%	-	-
Not Actively Engaged	6	6%	1	2%
Looking for work	5	5%	1	2%
Personal commitments	1	1%	-	-

Full-time Employment

- Median salary for all degrees was \$45,001 to \$50,000 (37 responses).
- 80% had a job in Michigan.
- 79% had a job related to their degree.
- 88% were satisfied with their job.

Continuing Education

Bachelor's in Pharmacy at Grand Valley State University
 Certification in Veterinary Medicine at Penn Foster
 Doctorate in Audiology at Rush University
 Doctorate in Naturopathic Medicine at Southwest College of Naturopathic Medicine
 Doctorate in Psychology at WMU
 Master's in Counseling at Sam Houston State University
 Master's in Counseling at Wayne State University
 Master's in Counseling Psychology at WMU
 Master's in Counseling Psychology at Xavier University
 Master's in Counselor Education at WMU
 Master's in Data Science at WMU
 Master's in Forensic Psychology at Arizona State
 Master's in Higher Education at University of Dayton

Master's in HR at Michigan State University
 Master's in HR at University of Illinois at Urbana-Champaign
 Master's in Psychology at Ball State University
 Master's in Psychology at Michigan School of Psychology
 Master's in Psychology at Middle Tennessee State
 Master's in Psychology at Purdue Global
 Master's in Psychology at USF
 Master's in Psychology at WMU
 Master's in Social Work at University of Michigan
 Master's in Social Work at WMU
 Master's in Speech-Language Pathology at MSU
 Master's in Sustainability at Tufts University
 Master's in Youth and Community Development at WMU

Internships

American Lake VA	Hillcroft Services	Positive Behavior Supports Corporation
Battle Creek VA	James A Haley VA	Psychological Assessment and Treatment Services
Boys and Girls Club	Kalamazoo Animal Rescue	Residential Opportunities Inc
Centria Healthcare	Kalamazoo Autism Center	Spectrum Health
Community Health of Central Washington	Kalamazoo RESA	Stryker
Gateway Pediatric Therapy	Kellogg's	Summit Pointe
Great Lakes Autism Center	Landscape Forms	The Judson Center
Gryphon Place	Life Journey Psychological Services	WMed Pediatric Clinic
Healing Haven	Michigan Psychological Association	
Heritage Community of Kalamazoo	Board of Ethics	
	Pfizer	

Psychology

Job Titles and Employers

Undergraduate Degrees:

ABA Technician at Oxford Recovery Center
 Account Executive at United Wholesale Mortgage
 Admissions Counselor at WMU
 Assistant Home Manager at Beacon Specialized Living
 Behavior Plan Technician at Sparks Behavioral Services
 Behavior Technician at Learn Behavioral
 Behavior Technician at Lighthouse Autism Center
 Behavior Technician at Little Red Car ABA Services
 Behavior Technician at Total Spectrum
 Behavioral Health Technician at Applied Behavior and Autism Services
 Behavioral Health Technician at Braintrust Behavioral Health
 Behavioral Health Technician at Centria Healthcare
 Bilingual Scheduling Agent at Vector Marketing
 Certified Pharmacy Technician at Walgreens
 Crisis Worker at Family Service Association of Elgin
 Data Analyst at the State of Wyoming
 Headhunter Support Specialist at Movement Search and Delivery
 HR Administrative Assistant at Kalamazoo RESA
 Lead Representative at Stryker
 Real Estate Agent at RE/MAX
 Registered Behavior Technician at Lighthouse Autism Center
 Registered Behavior Technician at Shandy Clinic
 Resident Coordinator at KPEP
 Sales and Marketing Associate at Techno Plas Pty
 Sales Representative at Cintas
 Skill Building Technician at Residential Opportunities Inc
 Staff Recruitment Coordinator at WMU Center for Disability Services
 Talent Acquisition Specialist at Landscape Forms
 Youth Conflict Resolution Specialist at Gryphon Place
 Youth Resident Support Worker at Samaritas

Graduate Degrees:

Assistant Professor at Franciscan Missionaries of Our Lady University
 BCBA at Hopebridge
 Behavior Analyst at Hope Network
 Behavior Clinician at Dungarvin
 Behavior Specialist at Network 180
 Behavior Technician Trainer at Centria Healthcare
 BCBA at Centria Healthcare
 BCBA at Chancelight
 BCBA at Gateway Pediatric Therapy
 BCBA at Turning Pointe Autism Foundation
 Clinical Psychologist at VA Northern California Healthcare
 Clinical Supervisor at Kalamazoo Autism Center
 Clinical Supervisor at Kalamazoo RESA
 Continuous Improvement Analyst at CHS
 Continuous Improvement Specialist at Pfizer
 Faculty at Western Connecticut State University
 Junior Consultant at Ling Ann Chen
 Organizational Performance Specialist at Pines Behavioral Health
 Postdoctoral Fellow at Community Health of Central Washington
 Postdoctoral Fellow at University of Kentucky
 Prevention Facilitator at Prevention Works
 Program Coordinator at WMU
 Program Manager at Footprints Behavioral Interventions
 Program Supervisor at Spectrum Health
 Psychology Fellow at Brown University
 Qualified Behavioral Health Professional at The Therapy Research Autism Center
 Registered Behavior Technician at Healing Haven
 Registered Behavior Technician at Kalamazoo Autism Center
 System Analysis Lead Consultant at Great Lakes Center for Autism Treatment and Research
 Training Project Manager at Pfizer

Survey Population

	Degrees Awarded	Response Rate	
All degrees	232	151	65%
Bachelor's	165	102	62%
Master's	53	36	68%
Doctoral	14	13	93%

Public Administration

100% of undergraduate and graduate degree recipients were actively engaged.

	Undergraduate		Graduate degrees	
	Count	Percent	Count	Percent
Actively Engaged	1	100%	20	100%
Employed full time	1	100%	18	90%
Continuing education	-	-	2	10%

Full-time Employment

- Median salary for all degrees was \$45,001 to \$50,000 (11 responses).
- 94% had a job in Michigan.
- 94% had a job related to their degree.
- 91% were satisfied with their job.

Job Titles and Employers

Analyst at MI Dept. of Health and Human Services
 Assistant Director of Admissions at WMU
 Associate Director of Foundation Relations at MSU
 Career Coach at Upjohn Institute
 Clinical Social Worker at Department of Veterans Affairs
 Customer Success Manager at DealerOn
 Executive Director at Cherry Industry Administrative Board
 Grants and Contracts Analyst at MI Dept. of Health and Human Services
 Implementation Business Analyst at Streamline Healthcare Solutions

Postdoctoral Research Associate at University of New Hampshire
 Private Well Investigation Coordinator at MI Dept. of Health and Human Services
 Recruitment and Outreach Specialist at WMU
 Senior Researcher and Professional Instructor at Fuller Seminary De Pree Center for Leadership
 Training Manager at Upper Peninsula Michigan Works
 Wage and Hour Investigator at U.S. Department of Labor
 Workforce Coordinator at Kalamazoo Promise

Continuing Education

Master's in Educational Leadership at WMU

Internships

Kalamazoo Promise
 WMU

Survey Population

	Degrees Awarded		Response Rate	
	Count	Percent	Count	Percent
All degrees	30		21	70%
Bachelor's	1		1	100%
Master's	25		17	68%
Doctoral	4		3	75%

Religion

This section includes the following majors: Comparative Religion; Religion; Spirituality, Culture, and Health.

100% of undergraduate and graduate degree recipients were actively engaged.

	Undergraduate		Graduate degrees	
	Count	Percent	Count	Percent
Actively Engaged	1	100%	7	100%
Employed full time	1	100%	2	29%
Employed part time	-	-	1	14%
Continuing education	-	-	3	43%
Volunteering full time	-	-	1	14%

Full-time Employment

- 75% had a job in Michigan.
- 75% had a job related to their degree.
- 67% were satisfied with their job.

Job Titles and Employers

Behavioral Health Technician at Applied Behavior and Autism Services
Care Manager at Centra Wellness
Executive Assistant at WMU

Continuing Education

Doctorate in Interdisciplinary Studies at WMU
Master's in Psychology at Eastern Michigan University

Survey Population

	Degrees Awarded	Response Rate	
All degrees	13	8	62%
Bachelor's	2	1	50%
Master's	10	6	60%
Postbaccalaureate Certificate	1	1	100%

School of Communication

This section includes the following majors: Communication; Communication Studies; Digital Media and Journalism; Film, Video and Media Studies; Interpersonal Communication; and Strategic Communication.

91% of undergraduate and 100% of graduate degree recipients were actively engaged.

	Undergraduate		Graduate degrees	
	Count	Percent	Count	Percent
Actively Engaged	92	91%	5	100%
Employed full time	70	69%	4	80%
Employed part time	5	5%	-	-
Continuing education	16	16%	1	20%
Military Service	1	1%	-	-
Not Actively Engaged	9	9%	-	-
Looking for work	8	8%	-	-
Personal commitments	1	1%	-	-

Full-time Employment

- Median salary for all degrees was \$35,001 to \$40,000 (30 responses).
- 80% had a job in Michigan.
- 73% had a job related to their degree.
- 83% were satisfied with their job.

Continuing Education

Certification in Marketing at GVSU

JD at Cooley Law School

JD at Penn Foster

Doctorate in Linguistics at University of Toronto

Doctorate in Media Studies at Rutgers

Master's in Communication at WMU

Master's in Counseling at University of Wisconsin

Master's in Film Acting at University of Southern California

Master's in Social Work at WMU

Internships

ABAI

EXACT Sports

Family Futures

Innovative Media Group

Kalamazoo Sport and Social Club

Kennari Consulting

Legal Aid of Southwest Michigan

National Black Child Development Institute

Oakland County Football Club

Office of Student Engagement at WMU

ParlorTalk

Public Media Network

Rootead Organization

Sierra Club of Michigan

United Wholesale Mortgage

View Newspaper Group

Western Association of Black Journalists

Western Herald

WMUK

Wunderwell, Washington D.C.

Survey Population

	Degrees Awarded		Response Rate	
All degrees	160	106	66%	
Bachelor's	148	100	68%	
Master's	11	5	45%	
Postbaccalaureate Certificate	1	1	100%	

School of Communication

Job Titles and Employers

Communication:

Administrative Assistant at Edward Rose and Sons
Admissions Representative at Olivet College
Business Manager at IBEW Local
Content Editor at My Michigan Beach
Content Specialist at Pennington and Company
Data Specialist at Hobby-Sports
Director of Talent Marketing at Evolution Management and Marketing
Executive Assistant at WMU
Hospital Unit Clerk at Bronson
Human Resources Support Specialist at Metro Health
Instructional Developer at WMU
Interior Designer at Kingscott
Manager at Headwaters Camping and Cabins
Marketing Content Coordinator at Maestro
Merchandise Service Coordinator at Ulta
Program Coordinator at Read and Write Kalamazoo
Quality Control Laboratory Technician at Edw. C. Levy Co.
Recruiter at Greater Heights
Retail Sales Representative at Hershey
Senior Content Manager at Seven Generations Architecture and Engineering
Simulation Technician at WMU Homer Stryker M.D. School of Medicine
Social Media Strategist at Fly Rentals
Talent Acquisition Specialist at Velocity Resource Group

Digital Media and Journalism:

Event Coordinator at Cooper's Hawk
News Producer at Fox 17
Reporter at MLive

Film, Video, and Media Studies:

Content Creator at Tract
Manager at Fairytale Entertainment
Manufacturer at MC3
News Photographer at Nexstar
Photo Editor at Kaiser Studio

Interpersonal Communication:

Associate – Local Investment at Public Media
Drive Thru Manager at Chick-Fil-A
Office Assistant/ Event Planner at Waldenwoods Banquet and Conference Center

Organizational Communication:

Community Relationship Coordinator at Therapy and Beyond
Developmental Coach at Donn Palms
Director and Instructor at Vicksburg Dance and Tumbling
Fraud Analyst at PNC
HR Assistant at Kalamazoo RESA
Market Manager at Kalamazoo Executives
Scheduler at Home Sweet Home In Home Care
Social Media and Marketing Director at Intentional Yoga

Public Relations:

Account Executive at CDW
Account Manager at Motown Group Marketing
Digital Marketing Assistant at Stevens Advertising
Digital Service Representative at Consumer Credit Union
Event Coordinator at Cooper's Hawk
Event Producer and Rental Specialist at White Dahlia Events
Inside Sales Account Executive at Olympia Entertainment
Leasing Associate at Brixmor Property Group
Manager Trainee at Enterprise
Public Relations Coordinator at HealthQuest Physical Therapy
Retail Sales Representative at Hershey
SDR at Informatica

Science Education

80% of graduate degree recipients were actively engaged.

	Count	Percent
Actively Engaged	4	80%
Employed full time	4	80%
Not Actively Engaged	1	20%
Looking for work	1	20%

Full-time Employment


- 100% had a job related to their degree.
- 50% were satisfied with their job.

Job Titles and Employers

ICP Post-Doctoral Research Fellow at University of Massachusetts
Teacher at the Department of Education

Survey Population

	Degrees Awarded	Response Rate	
All degrees	6	5	83%
Master's	1	0	0%
Doctoral	5	5	100%



Sociology

80% of undergraduate degree recipients were actively engaged.

	Undergraduate		Graduate degrees	
	Count	Percent	Count	Percent
Actively Engaged	12	80%	-	-
Employed full time	10	67%	-	-
Continuing education	2	13%	-	-
Not Actively Engaged	3	20%	1	100%
Looking for work	3	20%	1	100%

Full-time Employment

- 100% had a job in Michigan.
- 67% had a job related to their degree.
- 100% were satisfied with their job.

Job Titles and Employers

Case Aide at Samaritas
 Case Manager at Family Solutions
 Event Manager at Bell's Brewery
 Reunification Case Worker at Samaritas
 Sales and Marketing Associate at Techno Plas Pty
 Security Officer at KPEP
 Social Worker at St. Francis Nursing Center

Internships

Bethany Christian Services
 Brennan Senior Center
 Cape Town City Mission
 Citizens Research Council of Michigan
 Michigan State Senate

Continuing Education

Certification in Alcohol and Drug Abuse at WMU
 Master's in Social Work at WMU

Survey Population

	Degrees Awarded		Response Rate	
	Count	Percent	Count	Percent
All degrees	39	16	41%	
Bachelor's	37	15	41%	
Master's	1	0	0%	
Doctoral	1	1	100%	

Spanish

This section includes the following majors: Hispanic Studies and Spanish.

95% of undergraduate and 100% of graduate degree recipients were actively engaged.

	Undergraduate		Graduate degrees	
	Count	Percent	Count	Percent
Actively Engaged	19	95%	5	100%
Employed full time	13	65%	2	40%
Employed part time	-	-	1	20%
Continuing education	6	30%	2	40%
Not Actively Engaged	1	5%	-	-
Looking for work	1	5%	-	-

Full-time Employment

- Median salary for all degrees was \$45,001 to \$50,000 (8 responses).
- 69% had a job in Michigan.
- 73% had a job related to their degree.
- 80% were satisfied with their job.

Survey Population

	Degrees	Response Rate	
All degrees	32	25	78%
Bachelor's	27	20	74%
Master's	5	5	100%

Job Titles and Employers

Area Manager at Amazon
 Audit Associate at BDO
 Business Development and Financial Analyst at AMBE
 Engineering
 Covid 19 Screener at Entech Medical Staffing
 Documentation Specialist at AbbVie
 Help Desk Engineer at Level Data
 Recruiter at Adecco
 Resident Director at Northwestern
 Site Director at Champions
 Spanish Instructor at Charlotte Mecklenburg School District
 Spanish Teacher at Kalamazoo Christian
 Teacher at Comstock Public Schools
 Youth Specialist at Samaritas

Internships

AbbVie
 Amazon
 AMBE
 BDO
 Department of Spanish, WMU
 Dow Chemical
 JCL New Zealand
 Kalamazoo Autism Center
 Kalamazoo Public Schools
 Portage Public Schools

Continuing Education

Doctorate in Hispanic Studies at Texas A&M
 Master's in Hispanic Studies at WMU
 Master's in Mental Health Counseling at Adler University

Master's in Psychology at WMU
 Master's in Public Health at University of Michigan
 Master's in Speech-Language Pathology at WMU

Statistics

This section includes the following majors: Data Science, and Statistics.

86% of undergraduate and 91% of graduate degree recipients were actively engaged.

	Undergraduate		Graduate degrees	
	Count	Percent	Count	Percent
Actively Engaged	6	86%	31	91%
Employed full time	4	57%	23	68%
Employed part time	-	-	1	3%
Continuing education	2	29%	6	18%
Volunteering full time	-	-	1	3%
Not Actively Engaged	1	14%	3	9%
Looking for work	1	14%	3	9%

Full-time Employment

- Median salary for all degrees was \$70,001 to \$75,000 (7 responses).
- 56% had a job in Michigan.
- 92% had a job related to their degree.
- 88% were satisfied with their job.

Job Titles and Employers

Data Science:

Application Analyst at Designer Brands
 Business Analyst at ENG
 Data Analyst at Cerebral Technologies
 Data Analyst at Rang Technologies
 Data Engineer at Cisco
 Data Engineer at Dataquad
 DevOps Engineer at Eficens Systems
 Financial Analyst at TylerTech
 IRIS Data Analyst at University of Michigan
 Scientist I at Eurofins Lancaster Laboratories
 Software Developer at Pfizer
 Software Engineer at TetriQ Solutions

Statistics:

Assistant Professor at Temple University
 Customer Service Representative at TCF Bank
 Payroll Clerk at Traverse Tax and Accounting
 Postdoctoral Fellow at University of Kentucky
 Quality Engineer at Dieomatic
 Research Associate at WMU
 Transportation Planner at MI Dept. of Transportation
 Vice President at Prosoft Clinical

Continuing Education

Doctorate in Economics at WMU
 Doctorate in Education and Human Development at WMU
 Doctorate in Evaluation Measurement and Research at WMU
 Doctorate in Statistics at WMU
 Master's in Statistics at WMU

Internships

Cbl Solutions
 Soothsayer Analytics
 Summit Pointe
 Tyler Technologies

Survey Population

	Degrees Awarded		Response Rate	
All degrees	52	41	79%	
Bachelor's	10	7	70%	
Master's	26	21	81%	
Doctoral	2	2	100%	
Postbaccalaureate Certificate	14	11	79%	

World Languages and Literatures

This section includes the following majors: French, German, Japanese, and Latin.

86% of undergraduate degree recipients were actively engaged.

	Count	Percent
Actively Engaged	6	86%
Employed full time	2	29%
Continuing education	4	57%
Not Actively Engaged	1	14%
Looking for work	1	14%

Full-time Employment

- 50% had a job in Michigan.
- 50% had a job related to their degree.
- 100% were satisfied with their job.

Job Titles and Employers

Project Monitoring and Evaluation Intern at ABT Associates

Continuing Education

Certification in Alcohol and Drug Abuse at WMU

Certification in Classics at University of California

Master's in Japanese at University of Michigan

Master's in Public Health at University of Michigan

Internships

Baker Tilly

Bethany Christian Services

Cape Town City

Centre De Linguistique Appliquée

FIRE!

Mission Michigan State Senate

Rock Ventures

WMU Student Success Services

Survey Population

	Degrees Awarded	Response Rate
Bachelor's	15	7 47%



WESTERN MICHIGAN UNIVERSITY
College of Aviation



Patrick Bartolotta

*Bachelor of Science in
aviation management and
operations, 2021*

**Flight Follower
at Pentastar Aviation**

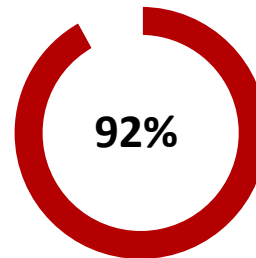
At WMU I played club ultimate frisbee, I was an RA, and I worked with a few student organizations. I highly recommend getting involved with sports, organizations, or on-campus employment. These activities gave me the skills that I use every day in my job.

As a WMU student, take advantage of all career fairs that WMU has to offer. Dedicate yourself to your schoolwork and absorb as much information as possible within those courses. The courses that I have taken throughout my collegiate career were vital for the field that I am employed now. No matter what, keep your options open, and network with as many people as possible.

Aviation

Post-Graduation Activity

**92% of Aviation graduates
were actively engaged**



	Count	Percent
Actively Engaged	90	92%
Employed full time	67	68%
Employed part time	8	8%
Continuing education	9	9%
Military service	6	6%
Not Actively Engaged	8	8%
Looking for work	8	8%

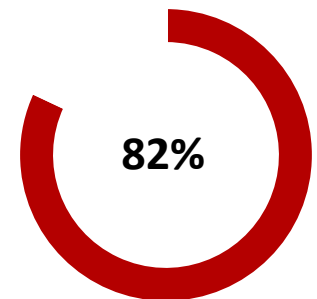
Continuing Education

- 9% of Aviation respondents are continuing education after graduating from WMU.
- 50% are pursuing master's degrees, and 50% certification programs/licensure.

Experiential Education

82% of WMU graduates completed at least one experiential education activity.

- 36% had an internship, co-op, practicum, or field experience where they applied what they were learning in the classroom.
- 52% had a job (full time or part time; on or off campus) where they applied what they were learning in the classroom.
- 41% worked on a project that took a semester or more to complete (e.g., capstone, senior design, senior performance project).
- 55% were very active in extracurricular activities and organizations (e.g., leadership role, or involved in multiple organizations such as RSO, intramurals, club sports, or volunteerism).



Top Internship Employers

Aerodesign Services
Aspen Pitkin County Airport
Avfuel Corporation

Delta Airlines
Kalamazoo/Battle Creek
International Airport

Pentastar Aviation
Stryker
The Walsh Group/LaGuardia
Airport

Aviation

Full-Time Employment

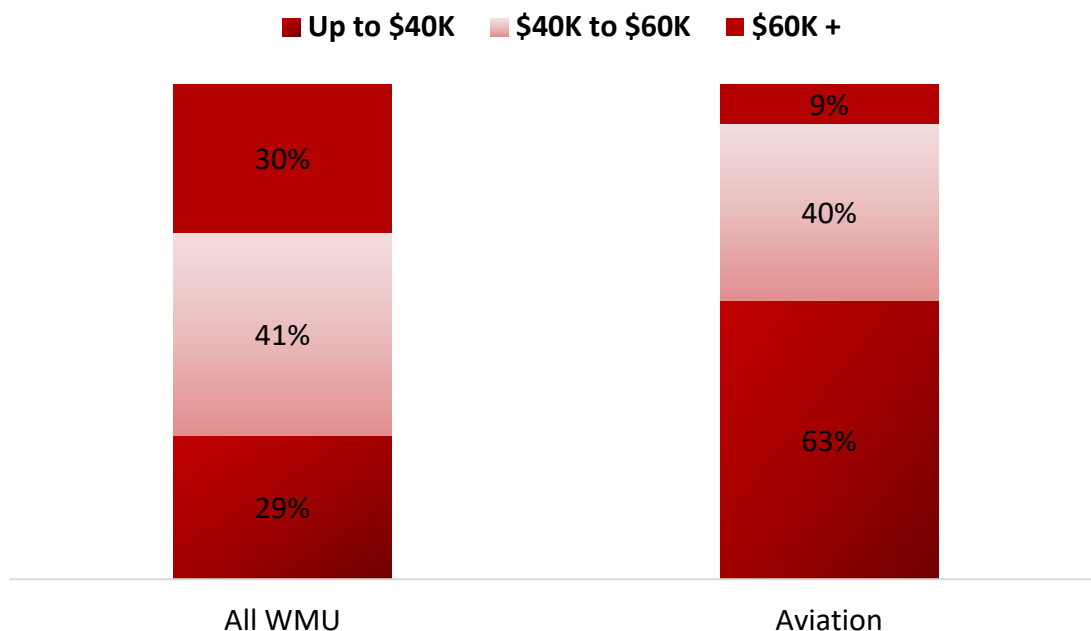
- **68%** were **employed full time**.
- **Median salary** was **\$35,001-\$40,000** (35 responses).
- **74%** had a job in **Michigan**.
- **85%** had a job **related** to their degree.
- **90%** were **satisfied with their job**.

Top Employers

Air Wisconsin Airlines
Delta Airlines
Duncan Aviation
Pentastar Aviation
Republic Airways
UPS

Salary Ranges for Full-Time Employment

Number of Responses: 35	
25 th Percentile	\$25,001 - \$30,000
50 th Percentile	\$35,001 - \$40,000
75 th Percentile	\$40,001 - \$45,000



Experiences at WMU

- **98%** had at least one instructor who made them excited about learning.
- **86%** felt that their instructors cared about them as a person.
- **72%** had a mentor who encouraged them to pursue their goals and dreams.
- **93%** said that their education and experience as a student at WMU prepared them for their profession.

Survey Population

The Post-Graduation Activity Survey was sent to all of 183 students who earned a degree from the College of Aviation between August 2020 and June 2021.

Degrees Awarded		Response Rate	
Bachelor's	183	98	54%

Aviation Flight Science

93% of degree recipients were actively engaged.

	Count	Percent
Actively Engaged	53	93%
Employed full time	39	68%
Employed part time	8	12%
Continuing education	4	7%
Military service	3	5%
Not Actively Engaged	4	7%
Looking for work	4	7%

Full-time Employment

- Median salary was \$32,501-\$37,500 (22 responses).
- 79% had a job in Michigan.
- 95% had a job related to their degree.
- 84% were satisfied with their job.

Job Titles and Employers

Aviation Planner / Aeronautical Analyst at RSandH, Maxar Technologies	Flight Instructor at Aims Community College Flight Instructor at Cirrus Aircraft
Certified Flight Instructor at AeroGuard Flight Training Center	Flight Instructor at New Horizons Aviation
Certified Flight Instructor at WMU	Flight Instructor at Spaceport Aviation
Commercial Pilot at Republic Airways	Flight Instructor at WMU
Coordinator of Flight Operations at Fresh Air Aviation	Line Service Technician at Premier Private Jets
Drone Operator at UPS	Pilot at TFF
Duty Operations Manager at Airport Synergy Group	Ramp Agent at DAL Global Services
First Officer at Air Wisconsin Airlines	Ramp Agent at Delta Airlines
Flight Engineer at IFL Group	Records Supervisor at Mesa Airlines
	Team Leader at Duncan Aviation

Continuing Education

Master's in Business Administration at WMU

Internships

Delta Air Lines
Stryker

Survey Population

	Degrees Awarded		Response Rate
Bachelor's	111	57	51%

Aviation Operations

This section includes the following majors: Aviation Management and Operations; and Aviation Technical Operations.

92% of degree recipients were actively engaged.

	Count	Percent
Actively Engaged	47	92%
Employed full time	36	71%
Employed part time	1	2%
Continuing education	6	12%
Military service	4	8%
Not Actively Engaged	4	8%
Looking for work	4	8%

Full-time Employment

- Median salary was \$35,001-\$40,000 (18 responses).
- 67% had a job in Michigan.
- 74% had a job related to their degree.
- 100% were satisfied with their job.

Survey Population

	Degrees	Response Rate
Bachelor's	88	51 58%

Job Titles and Employers

Aviation Management and Operations:

Airport Operations Officer at Capital Region Airport Authority
 Avionics Technician at Duncan Aviation
 Commercial Pilot at Republic Airways
 Customer Service Agent at Unifi Service
 Field Services Supervisor at DHL Express
 Flight Follower at Pentastar Aviation
 Flight Operations Billing Coordinator at Pentastar Aviation
 Operations Officer at Gerald Ford International Airport
 Project Engineer at Alston Construction
 Project Engineer at The Walsh Group
 Ramp Agent at Delta Airlines
 Ramp Agent at Delta Ground Services
 Talent Acquisition Coordinator at Republic Airways
 Terminal Office Attendant at Jack Barstow Airport
 Trainer at Athora

Aviation Technical Operations:

A&P Mechanic at SkyWest Airlines
 Airframe and Powerplant Mechanic at WMU
 Avionics Technician at Michigan Aviation
 Avionics Technician at Pentastar Aviation

Internships

Aerodesign Services
 Aspen Pitkin County Airport
 Avfuel Corporation
 Kalamazoo/Battle Creek International Airport
 Pentastar Aviation
 Stryker
 The Walsh Group/LaGuardia Airport

Continuing Education

Certification at Crosswinds Aviation
 Master's in Business Administration at WMU
 Master's in Engineering at New York University



WESTERN MICHIGAN UNIVERSITY

College of Education
and Human Development



Charles Golden

***Master of Arts in
organizational change
leadership, 2021***

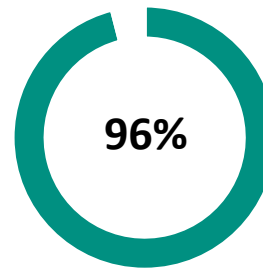
**Senior People Business
Partner at Slalom**

I have earned three degrees from WMU: BBA in management in 2006, BA in Africana studies in 2009, and MA in organizational change leadership in 2021. I worked as a student ambassador and tele-counselor for the admissions office, which helped me develop presentation, facilitation, and leadership skills.

I had fantastic professors, advisors and mentors at WMU during my undergraduate and graduate years. I joined and eventually led the Young Black Males Support Network, where I was able to build community and inspire programming that uplifted other Black men at WMU and in the broader Kalamazoo community while challenging the institutional issues that presented barriers for diverse students. My graduate advisors were also phenomenal. They helped to keep me on track and offered a solid learning environment.

Education and Human Development

96% of Education and Human Development graduates were actively engaged



	CEHD		Undergraduate		Graduate degrees	
	Count	Percent	Count	Percent	Count	Percent
Actively Engaged	517	96%	238	93%	279	98%
Employed full time	440	82%	194	76%	246	87%
Employed part time	20	4%	5	2%	15	5%
Continuing education	55	10%	37	15%	18	6%
Military service	2	< 1%	2	< 1%	-	-
Not Actively Engaged	22	4%	17	7%	5	2%
Looking for work	20	4%	15	6%	5	2%
Personal commitments	2	< 1%	2	< 1%	-	-
Overall Totals	539	100%	255	100%	284	100%

Survey Population

The Post-Graduation Activity Survey was sent to all of 1,180 students who earned a degree from the College of Education and Human Development between August 2020 and June 2021.

	Degrees	Response Rate	
All CEHD	757	539	71%
Bachelor's	370	255	69%
Master's	351	253	72%
Doctoral	28	26	93%
Postbaccalaureate Certificate	8	5	63%

Continuing Education

- **10%** of Education and Human Development respondents (15% undergraduate and 6% graduate degree recipients) are continuing education after graduating from WMU.
- **67%** are pursuing master's degrees, 31% doctoral degrees, and 2% associate degrees.
- **71%** are continuing education at WMU, and the remaining 21% are attending 12 different institutions.

Education and Human Development

Full-Time Employment

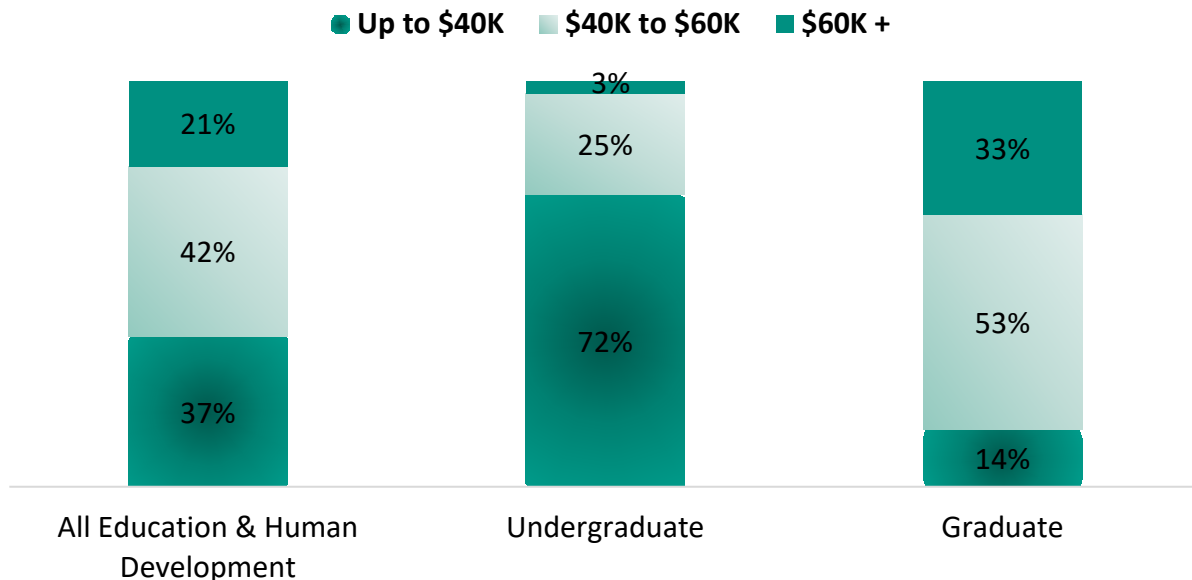
- **82%** were **employed full time**.
- Median salary was **\$40,001-\$45,000** (163 responses).
- **83%** had a job in **Michigan**.
- **88%** had a job **related** to their degree.
- **88%** were **satisfied with their job**.

Top Employers

Ascension	Kalamazoo RESA	Paw Paw Public Schools
Battle Creek Public Schools	Lakeview Community Schools	Portage Public Schools
Bloomington Public Schools	Lincoln Park Public Schools	Spectrum Health
Comstock Public Schools	Martin Public Schools	WMU
Kalamazoo Public Schools	Otsego Public Schools	YMCA

Salary Ranges for Full-Time Employment

	25 th Percentile	50 th Percentile	75 th Percentile	Responses
CEHD	\$35,001 - \$40,000	\$40,001 - \$45,000	\$55,001 - \$60,000	163
Undergraduate	\$30,000 - \$35,000	\$35,001 - \$40,000	\$40,001 - \$45,000	65
Graduate	\$40,001 - \$45,000	\$50,001 - \$55,000	\$62,501 - \$68,500	98

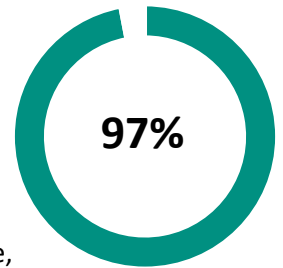


Education and Human Development

Experiential Education

97% of WMU graduates completed at least one experiential education activity.

- **82%** had an internship, co-op, practicum, or field experience where they applied what they were learning in the classroom.
- **76%** had a job (full time or part time; on or off campus) where they applied what they were learning in the classroom.
- **58%** worked on a project that took a semester or more to complete (e.g., capstone, senior design, senior performance project).
- **36%** were very active in extracurricular activities and organizations (e.g., leadership role, or involved in multiple organizations such as RSO, intramurals, club sports, or volunteerism).



Top Internship Employers

Comstock Public Schools
Kalamazoo College
Kalamazoo Public Schools

KRESA
Meredith Psychological and
Testing Services

Otsego Public Schools
Portage Public Schools
WMU

Experiences at WMU

- **98%** had at least one instructor who made them excited about learning.
- **93%** felt that their instructors cared about them as a person.
- **74%** had a mentor who encouraged them to pursue their goals and dreams.
- **93%** said that their education and experience as a student at WMU prepared them for their profession.



Lindsey Mills

***Bachelor of Arts
in fashion merchandising and design, 2021***

Retail Marketing and Merchandising at Crocs Inc.

While at Western, my extracurricular activities played a huge role in preparing me for life post-college. I was a member of Alpha Lambda Delta honors society, I served on Alpha Xi Delta's executive board, and was a member of MODA as a part of the marketing committee. These things massively impacted my leadership skills and pushed me to get out of my comfort zone. I'm confident that I would not be where I am today without activities like these!

CEHD – Undergraduate Degrees

Full-Time Employment

- **76%** were **employed full time**.
- Median salary was **\$35,001-\$40,000** (65 responses).
- **84%** had a job in **Michigan**.
- **79%** had a job **related** to their degree.
- **89%** were **satisfied with their job**.

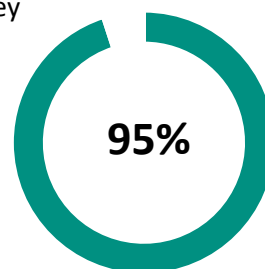
Top Employers

Ascension	Comstock Public Schools	Head Start for Kent County	Lincoln Park Public Schools
AVB	Farmington Public Schools	Kalamazoo RESA	Paw Paw Public Schools
Bloomington Schools	First Care First United	Kalamazoo Public Schools	Portage Public Schools
Bronson	Methodist Church	Kent City Schools	Vicksburg Schools
			YMCA

Experiential Education

95% of WMU graduates completed at least one experiential education activity.

- **86%** had an internship, co-op, practicum, or field experience where they applied what they were learning in the classroom.
- **67%** had a job (full time or part time; on or off campus) where they applied what they were learning in the classroom.
- **51%** worked on a project that took a semester or more to complete (e.g., capstone, senior design, senior performance project).
- **48%** were very active in extracurricular activities and organizations (e.g., leadership role, or involved in multiple organizations such as RSO, intramurals, club sports, or volunteerism).



Experiences at WMU

- **99%** had at least one instructor who made them excited about learning.
- **92%** felt that their instructors cared about them as a person.
- **73%** had a mentor who encouraged them to pursue their goals and dreams.
- **90%** said that their education and experience as a student at WMU prepared them for their profession.



Jeannie Kapp

Bachelor of Science in child and family development, 2021

Behavioral Technician at Michigan State University

I meet the early intervention needs of children with autism spectrum disorders (ASD) in Mid-Michigan and provide “hands-on” training for service providers across a range of disciplines to implement evidence-based practices with children with ASD and their families. The most rewarding part of my job is making a difference in a child's life.

CEHD – Graduate Degrees

Full-Time Employment

- **87%** were **employed full time**.
- Median salary was **\$50,001-\$55,000** (98 responses).
- **82%** had a job in **Michigan**.
- **94%** had a job **related** to their degree.
- **88%** were **satisfied with their job**.

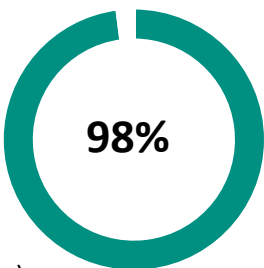
Top Employers

Battle Creek Public Schools	Lakeshore Public Schools	Michigan HHS	Spectrum Health
Counseling Center of West Michigan	Lakeview Schools	Muskegon Public Schools	Troy School District
Grand Rapids Schools	Lansing Public Schools	Otsego Public Schools	West Michigan Psychological Services
Hudsonville Public Schools	Martin Public Schools	Paw Paw Public Schools	WMU
Kalamazoo College	Mattawan Schools	Portage Public Schools	WMU Homer Stryker M.D. School of Medicine
Kalamazoo Public Schools	Meredith Psychological and Testing Services	Purdue University	
		Saint Joseph School	

Experiential Education

98% of WMU graduates completed at least one experiential education activity.

- **78%** had an internship, co-op, practicum, or field experience where they applied what they were learning in the classroom.
- **84%** had a job (full time or part time; on or off campus) where they applied what they were learning in the classroom.
- **65%** worked on a project that took a semester or more to complete (e.g., capstone, senior design, senior performance project).
- **24%** were very active in extracurricular activities and organizations (e.g., leadership role, or involved in multiple organizations such as RSO, intramurals, club sports, or volunteerism).



Experiences at WMU

- **96%** had at least one instructor who made them excited about learning.
- **93%** felt that their instructors cared about them as a person.
- **74%** had a mentor who encouraged them to pursue their goals and dreams.
- **96%** said that their education and experience as a student at WMU prepared them for their profession.



Viloshinee Murugan

Master of Arts in educational leadership, 2021

Educational Consultant at the Calhoun ISD

I provide coaching support and professional learning opportunities for teachers in Calhoun County. I work with educators to identify issues with students or curriculum, set goals, and solve problems.

All the classes at WMU helped provide me with the background knowledge and skills needed to be a successful administrator. The use of current practices and policies used in my district made the learning relevant. It allowed me to have conversations with my administrators as well as suggest possible next steps to target issues that may arise in the district.

Counseling Psychology

96% of graduate degree recipients were actively engaged.

	Count	Percent
Actively Engaged	27	96%
Employed full time	17	61%
Employed part time	5	18%
Continuing education	5	18%
Not Actively Engaged	1	4%
Looking for work	1	4%

Full-Time Employment

- 76% had a job in Michigan.
- 95% had a job related to their degree.
- 93% were satisfied with their job.

Job Titles and Employers

Assistant Professor at Elizabethtown College
 Coordinator of Referrals at Central Michigan University
 Counselor at Ionia County Community Mental Public Health
 Counselor at Meredith Psychological and Testing Services
 Postdoctoral Fellow at Michigan State University
 Postdoctoral Psychology Fellow at University of California, Berkeley
 Psychologist at Find the Key Therapeutic and Consultation Services
 Psychologist at University of North Carolina
 Staff Therapist at Purdue University
 Substance Use Disorder Counselor at WMU
 Temporary Limited License Psychologist at Meredith Psychological and Testing Services
 Therapist at North Kent Guidance Services

Internships

Albion College
 Behavioral Health Services
 Center for Counseling and Psychological Services
 Child and Family Psychological vices
 El Concilio Kalamazoo
 Hillcrest Counseling
 Kalamazoo College
 Kalamazoo Public Schools
 Meredith Psychological and Testing Services
 Michigan State University
 North Kent Guidance Services
 Synergy Heath Center
 University of Akron
 University of California Berkeley
 University of Memphis
 WMU Homer Stryker M.D. School of Medicine

Continuing Education

Doctorate in Counseling Psychology at WMU

Survey Population

	Degrees Awarded	Response Rate	
All degrees	30	28	93%
Master's	23	21	91%
Doctoral	7	7	100%

Counselor Education

100% of graduate degree recipients were actively engaged.

	Count	Percent
Actively Engaged	58	100%
Employed full time	49	84%
Employed part time	6	10%
Continuing education	3	5%

Full-Time Employment

- Median salary for all counselor education degrees was \$45,001 - \$50,000 (21 responses).
- 90% had a job in Michigan.
- 90% had a job related to their degree.
- 86% were satisfied with their job.

Survey Population

	Degrees	Response Rate	
All degrees	67	54	81%
Master's	63	54	86%
Doctoral	4	4	100%

Job Titles and Employers

Academic Advisor at Grand Rapids Community College
 Aging Specialist at North Country Community Mental Health
 Assistant Professor at Kean University
 Behavior Coach at Allendale Public Schools
 Behavior Specialist at Pinconning High School
 Children's Protective Services Investigator at MI HHS
 Clinical Mental Health Counselor at Ascension
 Clinical Trauma Interventionist at Clinical Center for Families
 Counselor at Adaptive Counseling
 Counselor at Brave Grand Rapids
 Counselor at Counseling Center of West Michigan
 Counselor at Escanaba Area Public Schools
 Counselor at Great Lakes Learning Academy
 Counselor at Health for Life Counseling
 Counselor at InterAct of Michigan
 Counselor at Marcellus Public Schools
 Counselor at New Horizons Mental Health Services

Counselor at Pine Rest
 Counselor at Real Life Counseling
 Counselor at West Michigan Psychological Services Elementary
 Faculty at City University of Seattle
 High School Counselor at Grayling High School
 International Student Advisor at Governors State University
 Licensed School Counselor at Interlochen Center for the Arts
 Outpatient Therapist at Addiction Treatment Services
 PHP Therapist at New Oakland Family Centers
 School Counselor at Jackson High School
 School Counselor at Swartz Creek Community Schools
 School Counselor at TCAPS
 Talent Acquisition Coordinator at Swoon
 Therapist at Mindful Counseling
 Therapist at West Michigan Psychological Services
 Therapist at Z2 Legacy Counseling, Training and Consulting
 Vocational Rehabilitation Counselor at State of Indiana

Internships

Adaptive Counseling and Case Management
 Addiction Treatment Services
 Adolescent and Family Behavioral Health Services
 Advanced Counseling and Therapy Services
 Ascension
 Beacon of Hope Counseling
 CARES
 Center for Counseling and Psychological Services
 Cherry Health Southside Health Clinic
 Child and Family Psychological Services

Continuing Education

Doctorate in Counseling Psychology at WMU
 Doctorate in Counselor Education at WMU
 Master's in Counselor Education at WMU

Educational Leadership, Research, and Technology

This section includes the following programs: Educational Leadership; Educational and Instructional Technology; Educational Leadership: Higher Education and Student Affairs; Evaluation, Measurement, and Research; and Organizational Change Leadership.

92% of graduate degree recipients were actively engaged.

	Count	Percent
Actively Engaged	34	92%
Employed full time	29	78%
Continuing education	5	14%
Not Actively Engaged	3	8%
Looking for work	3	8%

Full-Time Employment

- Median salary for all degrees was \$50,001 - \$55,000 (17 responses).
- 74% had a job in Michigan.
- 96% had a job related to their degree.
- 88% were satisfied with their job.

Survey Population

	Degrees	Response Rate	
All degrees	52	37	71%
Master's	43	30	70%
Doctoral	6	5	83%
Certificate	3	3	67%

Job Titles and Employers

Educational & Instructional Technology:

Continuing Education Data and Development Specialist at WMU Med
Learning Support Team at Delta Airlines
Resident Director at Northwestern
Teacher at Lakeshore Public Schools

Educational Leadership:

Director at WMU
Instructional Designer at WMU
Program Director at Freedom Village
Evaluation, Management, and Research:
Independent Contractor/Consultant at Chestnut Health Systems
Residence Hall Director at MSU

Educational Leadership-HESA:

Assistant Director of Student Affairs at Kalamazoo College
Graduate Programs Coordinator at Emporia State University
Program Coordinator of Supplemental Instruction at Purdue University
Student and Resident Technical Analyst at WMU Med School
Student Leadership Coordinator at Kalamazoo College
Student Success Coach: Academic Advising at Kellogg Community College

Organizational Change Leadership:

Employment Brand Manager at Stryker
HR Flex Professional at HR Collaborative
Program Manager Patient Experience at Christus Health
Program Specialist at Allegis Global Solutions
Senior Business Process Analyst at Greenleaf Trust
User Engagement Librarian at WMU

Internships

Colombian Association of Dental Faculty
Iberoamericana University
Kalamazoo College
Lewis Walker Institute
Office of Student Life at Kalamazoo Valley Community College
Office of Student Transitions at WMU
WMU Career and Student Employment Services
WMU CEHD Student Success and Retention
WMU Department of Educational Leadership, Research and Technology

Continuing Education

Doctorate in Education and Human Development at WMU
Doctorate in Educational Leadership at WMU
Doctorate in Evaluation Measurement and Research at WMU
Master's in Evaluation Measurement and Research at WMU

Educational Leadership: K12

100% of graduate degree recipients were actively engaged.

	Count	Percent
Actively Engaged	41	100%
Employed full time	41	100%

Full-Time Employment

- Median salary for all degrees was \$65,001 - \$70,000 (13 responses).
- 95% had a job in Michigan.
- 98% had a job related to their degree.
- 69% were satisfied with their job.

Job Titles and Employers

Academic Support Coach at Kentwood Public Schools
 Assistant Principal at Kalamazoo Public Schools
 Assistant Principal at Otsego Public Schools
 Behavior Support Specialist at Plainwell Schools
 Behavior Therapist at Centria Healthcare
 Dean of Students at Clare Public Schools
 Director of Professional Learning at Communications by Design
 Director of Technology at Kelloggsville Public Schools
 Elementary School Assistant Principal at St. Joseph School
 Employment and Education Counselor at Michigan Department of Labor and Economic Opportunity
 English Learner Consultant at Ottawa Area ISD
 Literacy Consultant at CISD
 Principal at Kalamazoo Public Schools
 Program Coordinator at WMU
 School Counselor at Kalamazoo Public Schools

Science Teacher at Novi Community Schools
 Superintendent at Delton Kellogg Schools
 Teacher at Allegan Public Schools
 Teacher at Battle Creek Public Schools
 Teacher at Bloomingdale Public Schools
 Teacher at Comstock Public Schools
 Teacher at Gobles Public Schools
 Teacher at Godfrey-Lee Public Schools
 Teacher at Grand Rapids Public Schools
 Teacher at Hart Public Schools
 Teacher at Hopkins Public Schools
 Teacher at Kalamazoo Public Schools
 Teacher at Lakeshore Public Schools
 Teacher at Niles Public Schools
 Teacher at Paramount Charter Academy
 Teacher at Portage Public Schools
 Teacher at Saint Joseph School

Survey Population

	Degrees Awarded	Response Rate	
All degrees	53	41	77%
Master's	45	34	76%
Doctoral	8	7	88%

Elementary Education

93% of undergraduate degree recipients were actively engaged.

	Count	Percent
Actively Engaged	62	93%
Employed full time-	60	90%
Continuing education	2	3%
Not Actively Engaged	5	7%
Looking for work	5	7%

Full-Time Employment

- Median salary for all degrees was \$35,001 - \$40,000 (26 responses).
- 96% had a job in Michigan.
- 89% had a job related to their degree.
- 100% were satisfied with their job.

Survey Population

	Degrees	Response Rate
Bachelor's	84	67 79%

Job Titles and Employers

3rd Grade Teacher at Bloomingdale Public Schools
 4th Grade Teacher at Comstock Public Schools
 Classroom Teacher at Vicksburg Community Schools
 Consultant at Educational Technology Service
 Disposition Coordinator at Morley
 Elementary Educator and Techy Leader at Sylvania Schools
 Elementary Teacher at Kent City Community Schools
 Elementary Teacher at Lincoln Park Public Schools
 Elementary Teacher at Pitt County Schools
 First Grade Teacher at Paw Paw Public Schools
 Food Specialist at Army National Guard
 Fourth Grade Teacher at Chesaning Union Schools
 Kindergarten Teacher at Gull Lake Schools
 Kindergarten Teacher at Kalamazoo Public Library
 Kindergarten Teacher at Lakeview Community Schools
 Kindergarten Teacher at Lybrook Elementary School
 PBIS Specialist at Hudsonville Public Schools

Teacher at Comstock Public Schools
 Teacher at Farmington Public Schools
 Teacher at Fowlerville Community Schools
 Teacher at Galesburg-Augusta Community Schools
 Teacher at Harper Creek Community Schools
 Teacher at Hattiesburg Public School District
 Teacher at Homer Community Schools
 Teacher at Kalamazoo Public Schools
 Teacher at Lawton Elementary
 Teacher at Lincoln Park Public Schools
 Teacher at Manistee Area Public Schools
 Teacher at Maple Valley School District
 Teacher at Paw Paw Public Schools
 Teacher at Portage Public Schools
 Teacher at Vicksburg Community Schools
 Teacher at Watervliet Public Schools

Internships

Battle Creek Lakeview Schools
 Bauer Elementary Hudsonville
 Chester Miller Elementary School
 Clarkston Public Schools
 Comstock Public Schools
 Congress Elementary GRPS
 E.P. Clarke Elementary
 Grand View Elementary Grandville
 Harrison Park Elementary

Kalamazoo Public Schools
 KRESA
 Lincoln International Studies School
 Novi Community Schools
 Owairoa Primary School - Auckland, New Zealand
 Oxford Community Schools
 Paw Paw Public Schools
 Portage Public Schools
 Saint Joseph Public Schools

Continuing Education

Master's in Teaching at WMU

Exercise Science

97% of undergraduate and 100% of graduate degree recipients were actively engaged.

	Undergraduate		Graduate degrees	
	Count	Percent	Count	Percent
Actively Engaged	36	97%	3	100%
Employed full time	31	84%	3	100%
Continuing education	5	14%	-	-
Not Actively Engaged	1	3%	-	-
Looking for work	1	3%	-	-

Full-Time Employment

- Median salary for all degrees was \$25,001 - \$30,000 (10 responses).
- 83% had a job in Michigan.
- 84% had a job related to their degree.
- 100% were satisfied with their job.

Survey Population

	Degrees	Response Rate	
	All degrees		
	63	40	63%
Bachelor's	58	37	64%
Master's	5	3	60%

Job Titles and Employers

Cardiac Rehabilitation Specialist at Spectrum Health
 Career Coach at Ser Metro
 Coach at Athletic Mentors
 Coach at Grand Rapids Fit Body Boot Camp
 Coach at Gull Road Fit Body Boot Camp
 Exercise Physiologist at Cambridge Health Alliance
 Exercise Specialist at Bronson
 Fitness Center Coordinator at Plus One
 Fitness Manager at Anytime Fitness
 Fitness Trainer at F45 Training
 Flexologist/Cryotherapy Specialist at XtremeCryo
 Non-Invasive Cardiology Tech at Beaumont Health
 Office Coordinator at Armor PT
 Orthotic Fitter at Graymont Medical
 Personal Trainer at Blue Star Gym
 Personal Trainer at Powerhouse Gym
 Physical Therapy Aide at Athletico Physical Therapy
 Physiotherapy Assistant at LifeMark Physiotherapy
 Regional Senior Technician at OMPT Specialists
 Sales Account Manager at MedGyn Products
 Sales Development Representative at Level Data
 Strength and Conditioning Coach at Ascension
 Strength and Conditioning Coach at KAT Strength and Conditioning
 Wellness Coordinator at Institute of Public Scholarship

Internships

Applied Fitness Solutions
 Armor Physical Therapy
 Ascension
 Athletic Mentors
 Beaumont Hospital
 Blue Star Gym
 Brighton Advanced Orthopedics
 Exercise Science Club
 LifeMark Physiotherapy
 MidMichigan
 NovaCare Rehabilitation
 OMPT Specialists
 Orthopedic Edge Physical Therapy
 Parade Company
 Renaissance Athletic Club
 Student Recreation Center
 WMU Football

Continuing Education

Doctorate in PT at Central Michigan University
 Doctorate in PT at Grand Valley State University
 Doctorate in PT at University of Michigan
 Master's in Exercise Science at WMU

Family and Consumer Sciences

100% of graduate degree recipients were actively engaged.

	Count	Percent
Actively Engaged	13	100%
Employed full time	12	92%
Continuing education	1	8%

Full-Time Employment

- 57% had a job in Michigan.
- 86% had a job related to their degree.
- 83% were satisfied with their job.

Job Titles and Employers

Academic Advisor at WMU
Administrative Assistant Senior at WMU
Assistant Manager at Real Urban BBQ
Certified Child Life Specialist at Dayton Children's Hospital
Certified Child Life Specialist at Devos Children's Hospital
Certified Child Life Specialist at Seattle Children's Hospital
Child Life Specialist at Children's Minnesota
Child Life Specialist at Lutheran Children's Hospital
Children's Service Specialist at MI HHS
Food and Nutrition Manager at Laurel Health Care
Nutrition Call Center Manager at Morrison Healthcare
Registered Dietitian at Spectrum Health
Teacher at Portage Public Schools

Internships


C.S. Mott Children's Hospital
Children's Hospital of Michigan
Cincinnati Children's Hospital Medical Center
HSHS St. Vincent Children's Hospital
Kalamazoo Public Schools
Kent County Health Department
Lettuce Entertain you Restaurant Group in Los Angeles
Mercy Health
Portage Public Schools
Sparrow Hospital
Telluride Ski Resort

Continuing Education

Master's in Psychology at Arizona State University

Survey Population

	Degrees Awarded	Response Rate
Master's	16	13 81%



Family Sciences

This section includes the following majors: Child and Family Development; Family Studies; Youth and Community Development.

90% of undergraduate degree recipients were actively engaged.

	Count	Percent
Actively Engaged	46	90%
Employed full time	36	71%
Continuing education	10	20%
Not Actively Engaged	5	10%
Looking for work	5	10%

Full-Time Employment

- Median salary for all degrees was \$30,001 - \$35,000 (19 responses).
- 97% had a job in Michigan.
- 85% had a job related to their degree.
- 85% were satisfied with their job.

Job Titles and Employers

Assistant Director at The Learning Experience
Bearcat Coach at Battle Creek Public Schools
Behavior Technician at Sparks Behavioral Services
Behavioral Therapist at Autism Centers of Michigan
Community Engagement Coordinator at Bethany Christian
Community Health Navigator at AmeriHealth Caritas
Domestic Violence/Sexual Assault Case Manager and Victims
Advocate at Resilience: Advocates for Ending Violence
Early Learning Coach Specialist at Head Start for Kent County
Engagement Specialist at Girl Scout Heart of Michigan
Family Advocate at Tri-County Head Start
Family Coach at Calhoun Intermediate School District

Juvenile Court Caseworker at St. Joseph County Government
Life Enrichment Management at Heritage Community Out-of-School Time
Program Development Coach at KiD Network
Preschool Teacher at Head Start for Kent County
Preschool Teacher at Outdoor Discovery Center
Preschool Teacher at Telamon
Rate and Disclosure Specialist at Honor Credit Union
Real Estate Agent at Jaqua Realtors
Registered Behavior Tech at Behavior Analysts of West MI
Teacher at Van Buren Intermediate School District
Youth Specialist at Kalamazoo County Juvenile Home

Internships

Beacon Children's Hospital
Bethany House
Calhoun County Public Schools
Children Protective Services
Children's Assessment Center of Kent County
Children's Advocacy Center
Children's Healing Center
Fountain View
Friendship Village

Ganton Senior Communities
Gilden Woods Preschool
Grand Rapids Community College
Gryphon Place
Helen DeVos Children's Hospital
International Academy of Flint
Jenison Public Schools
Kalamazoo Literacy Council
KYD Network
Little Eagles Learning Center

Mercy Health
Otsego Public Schools
St. Luke's Diaper Bank Bethany Christian Services
Three Rivers Community Schools
University of Michigan
Vineyard Assisted Living
WMU FIRE!
YWCA

Continuing Education

Master's in Family and Consumer Sciences at WMU
Master's in Social Work at Wayne State University
Master's in Youth and Community Development at WMU

Survey Population

	Degrees	Response Rate
Bachelor's	69	51
		74%

Fashion Merchandising and Design

97% of undergraduate degree recipients were actively engaged.

	Count	Percent
Actively Engaged	28	97%
Employed full time	25	86%
Employed part time	1	3%
Continuing education	2	7%
Not Actively Engaged	1	3%
Looking for work	1	3%

Full-Time Employment

- 68% had a job in Michigan.
- 76% had a job related to their degree.
- 100% were satisfied with their job.

Job Titles and Employers

Beauty Visual Merchandiser at Macy's
 Brand Associate at American Eagle Outfitters
 Business Development Representative at The RealReal
 Buyer at Plum Market
 Chief Executive Officer at ViverNoir
 Client Coordinator at SGK
 Design Lead and Sewing Production Manager at Soft Goods
 Fashion Merchandise Lister at Goodwill Industries of Southwestern Michigan
 Field Recruiter at Epitec

Manager at Danny Reynolds
 Manager at Victoria Secret
 Manager at Walkers Marina
 Public Relations Coordinator at Jet Noire
 Retail Marketing at Crocs
 Sales Assistant at The Buckle
 Seamstress at Gettees
 Styling Coordinator at Abercrombie and Fitch
 Stylist at Free People
 Visual Merchandiser at Target
 Wardrobe Stylist at Francesca's Collections

Internships

Buckle
 CoEdition
 Garage Sale Vintage
 Kelly Duggan Image Consulting
 Lavender Hill Farm

Merle Norman Buckle
 Stephenson's of Elkhart
 Weddings by Lisa
 Xi Boutique

Continuing Education

Master's in Business Administration at WMU

Survey Population

	Degrees Awarded		Response Rate
Bachelor's	41	29	71%

Human Performance and Health Education

This section includes the following majors: Athletic Training, Coaching Sport Performance, Health Education, and Physical Education.

100% of undergraduate and graduate degree recipients were actively engaged.

	Undergraduate		Graduate degrees	
	Count	Percent	Count	Percent
Actively Engaged	7	100%	11	100%
Employed full time	4	57%	10	91%
Employed part time	-	-	1	9%
Continuing education	3	43%	-	-

Full-Time Employment

- 67% had a job in Michigan.
- 100% had a job related to their degree.
- 100% were satisfied with their job.

Job Titles and Employers

Athletic Training:

Assistant Athletic Trainer at Luther College
Associate Athletic Trainer at Southwest Baptist University
Athletic Trainer at Sanford Health
Certified Athletic Trainer at Prisma Health
Licensed Athletic Trainer at WMU

Coaching Sport Performance:

Assistant Strength and Conditioning Coach at University of Detroit Mercy
Head Coach, Swimming at Stevens Institute of Technology

Physical Education:

Coach at Victors Veer Camp
Learning Specialist at Portage Public Schools
Physical Education Teacher at Fennville Public Schools
Physical Education Teacher at Kalamazoo Public Schools

Internships

Allegan High School
Armor Physical Therapy
Caltech Stevens Institute of Technology
Climax-Scotts Public Schools
WMU Athletics

Continuing Education

Doctorate in Physical Therapy at University of Michigan
Master's in Sport Management at WMU
Master's in Youth and Community Development at WMU

Survey Population

	Degrees	Response Rate	
All degrees	36	18	51%
Bachelor's	13	7	54%
Master's	23	11	48%

Interior Design

100% of undergraduate degree recipients were actively engaged.

	Count	Percent
Actively Engaged	11	100%
Employed full time	8	73%
Employed part time	3	27%

Full-Time Employment

- 78% had a job in Michigan.
- 100% had a job related to their degree.
- 75% were satisfied with their job.

Job Titles and Employers

Commercial Estimator at Migala One

Design Assistant at Parini

Interior Design Assistant / Project Manager at Daniela Guini Interior Design

Interior Designer and Project Coordinator at Delight in Designs

Interior Designer at Kristine Kay Interiors

Residential CAD Drafter at AVB

Selections Support at AVB

Internships

Inform Architecture

Newman Construction

Paxton Countertops

Scholten Kitchen and Bath

Survey Population

	Degrees Awarded	Response Rate
Bachelor's	17	11 65%

Nutrition and Dietetics

88% of undergraduate degree recipients were actively engaged.

	Count	Percent
Actively Engaged	15	88%
Employed full time	4	24%
Continuing education	11	65%
Not Actively Engaged	2	12%
Looking for work	2	12%

Full-Time Employment

- 50% had a job in Michigan.
- 50% had a job related to their degree.

Job Titles and Employers

Dietetics Intern at Wellness Workdays

Personal Trainer at Blink Fitness

Continuing Education

Master's in Clinical Nutrition and Dietetics at Grand Valley State University

Master's in Family and Consumer Sciences at WMU

Master's in Nutrition and Dietetics at Ball State University

Master's in Nutrition and Dietetics at Florida State University

Internships

J.W. Ruby Memorial Hospital

Loaves and Fishes of Kalamazoo

Medilodge of Portage

VA Hospital Tampa Florida

Survey Population

	Degrees Awarded	Response Rate
Bachelor's	22	17 77%

Special Education and Literacy Studies

This section includes the following majors: Literacy Studies, Special Education, and TESOL.

98% of graduate degree recipients were actively engaged.

	Count	Percent
Actively Engaged	44	98%
Employed full time	41	91%
Employed part time	1	2%
Continuing education	2	4%
Not Actively Engaged	1	2%
Looking for work	1	2%

Full-Time Employment

- Median salary for all degrees was \$47,501 - \$52,500 (16 responses).
- 90% had a job in Michigan.
- 98% had a job related to their degree.
- 94% were satisfied with their job.

Survey Population

	Degrees	Response Rate	
All degrees	79	48	61%
Bachelor's	11	3	27%
Master's	66	43	65%
Doctoral	1	1	100%
Certificate	1	1	100%

Job Titles and Employers

Literacy Studies:

Elementary Teacher at Lansing Public Schools
 Fourth Grade Teacher at Grass Lake Community Schools
 Literacy Specialist at Lansing Public Schools
 Teacher at Battle Creek Public Schools
 Teacher at Bay City Public Schools
 Teacher at Galesburg-Augusta Community Schools
 Teacher at Holland Public Schools
 Teacher at Kalamazoo Public Library
 Teacher at Lakeview Community Schools
 Teacher at Muskegon Public Schools
 Teacher at Paw Paw Public Schools
 Teacher at Portage Public Schools
 Teacher at South Maple Elementary
 Teacher at Troy School District

Special Education:

MoCI Teacher at Van Buren Intermediate School District
 Special Education Teacher at Indian Prairie School District
 Special Education Teacher at Kalamazoo RESA
 Special Education Teacher at Legacy Traditional
 Special Education Teacher at Three Rivers Public Schools
 Teacher at Hudsonville Public Schools
 Teacher at Mattawan Consolidated Schools
 Teacher at Otsego Public Schools
 Teacher Consultant at Troy School District
 Teacher of the Visually Impaired at Colorado School for the Deaf and the Blind
 Youth Advocate Specialist at Grand Rapids Public Schools

Internships

Cross Creek Charter Academy
 East Jackson Elementary School
 Kalamazoo Public Schools
 KRESA
 Northwest Community Schools
 Otsego Public Schools
 Parchment Central Elementary
 Portage Public Schools
 Quincy Community Schools
 Troy School District

Continuing Education

Doctorate in Education at Oakland University
 Doctorate in Special Education at WMU

Sports Management and Recreation

This section includes the following majors: Recreation and Sport Management.

90% of undergraduate and 100% of graduate degree recipients were actively engaged.

	Undergraduate		Graduate degrees	
	Count	Percent	Count	Percent
Actively Engaged	37	90%	12	100%
Employed full time	30	73%	11	92%
Employed part time	1	2%	-	-
Continuing education	4	10%	1	8%
Military Service	2	5%	-	-
Not Actively Engaged	4	10%	-	-
Looking for work	4	10%	-	-

Full-Time Employment

- Median salary for all degrees was \$35,001 - \$40,000 (12 responses).
- 74% had a job in Michigan
- 69% had a job related to their degree.
- 85% were satisfied with their job.

Job Titles and Employers

Assistant Athletic Director at Martin Public Schools
 Assistant Director of Fitness and Wellness Programs at WMU
 Assistant Manager at Plante Fitness
 Assistant Project Manager at Allied Mechanical Services
 Brand Ambassador at Dickey's Barbecue Restaurant
 Championships Assistant at BIG East Conference
 Clubhouse Manager at Gary SouthShore RailCats
 Coach at Cornell College
 Competitive Sports Coordinator at Florida Gulf Coast University
 Director of Business Relations at Kalamazoo Growlers Baseball
 Director of Player Personnel at WMU
 Equipment Operator at The Ballpark of the Palm Beaches
 Family Advocate at Kalamazoo RESA
 Head Coach at Dead Frog Volleyball Club
 Lead Sports Specialist at YMCA
 Manager at Sport and Social Group
 Office Associate at Diamond Heating and AirTemp Alaska
 Operations Manager at Douglass Community Association
 Park Manager at Kalamazoo County Parks
 Professional Baseball Player at Cincinnati Reds
 Professional Baseball Player at Saltdogs
 Professional Football Player at Seattle Seahawks
 Recreation Specialist at Des Moines Parks and Recreation
 Recruiting Coordinator at Carthage College
 Rugby 7s Player at Austin Huns
 Sports Turf Manager at WMU

Survey Population

	Degrees	Response Rate	
All degrees	76	53	70%
Bachelor's	56	41	73%
Master's	20	12	60%

Internships

Association for Behavioral Analysis International
 Barnes Park Campground
 Bronco Athletic Office
 Chicago Lions
 Comstock Township Parks
 Gull Lake View Golf Resort
 Kalamazoo College
 Kalamazoo Experiential Learning Center
 Kalamazoo Growlers
 Kingdom Sports
 Michigan International Speedway
 MiLife Sports
 NASCAR
 The O'Fallon Hoots
 The United Shore Professional Baseball League
 University Recreation, Western Michigan University
 Western Michigan Alumni Association
 Western Michigan Athletics
 Western Michigan Football
 Western Michigan Women's Basketball

Continuing Education

JD at Concord Law School
 Master's in Business Administration at WMU
 Master's in Sport Management at Iowa
 Master's in Sport Management at WMU

Teaching, Learning, and Educational Studies

100% of undergraduate and graduate degree recipients were actively engaged.

	Undergraduate		Graduate degrees	
	Count	Percent	Count	Percent
Actively Engaged	6	100%	23	100%
Employed full time	5	83%	23	100%
Continuing education	1	17%	-	-

Full-Time Employment

- Median salary for all degrees was \$45,001 - \$50,000 (9 responses).
- 77% had a job in Michigan.
- 88% had a job related to their degree.
- 78% were satisfied with their job.

Job Titles and Employers

Assistant Principal at Kalamazoo Public Schools

Assistant Professor at Nebraska Wesleyan University

Chinese Language Arts Teacher at Yinghua Academy

Chinese Teacher at Washington County District Schools

Direct Service Coordinator at Children's Trust Fund of Michigan

Director - Woodcliff Early Childhood Center at East Grand Rapids Public Schools

Early Intervention Coordinator at COPESD

Educational Support Specialist at Calvary Schools of Holland

Preschool Director at Refugee Education Center

Quality Improvement Consultant at Great Start to Quality

Science Teacher at Bloomingdale Public Schools

Science Teacher at Haslett High School

Social Studies Teacher at Athens Area Schools

Special Education Instructional Assistant at Kalamazoo RESA

Teacher at Consolidated Community School Services

Teacher at Elkhart Community Schools

Teacher at Greenville Public Schools

Teacher at Kalamazoo Public Schools

Teacher at Martin Public Schools

Teacher at Orchard View Middle School

Teacher at SingInChinese

Trust and Safety Analyst at LinkedIn

Continuing Education

Master's in Education at Bethel University

Survey Population

	Degrees Awarded		Response Rate	
All degrees	46	29	63%	
Bachelor's	11	6	55%	
Master's	30	20	67%	
Doctoral	2	2	100%	
Postbaccalaureate Certificate	3	1	33%	

Workforce Education and Development

100% of graduate degree recipients were actively engaged.

	Count	Percent
Actively Engaged	10	100%
Employed full time	7	70%
Employed part time	2	20%
Continuing education	1	10%

Full-Time Employment

- 89% had a job in Michigan.
- 89% had a job related to their degree.
- 83% were satisfied with their job.

Job Titles and Employers

Culinary Instructor at Newaygo County RESA
Family and Consumer Science Teacher at Banks Trail Middle School
Instructor at Alma Public Schools
Instructor at Van Buren Tech
Teacher at Martin Public Schools
Teacher at Portage Public Schools

Continuing Education

Doctorate in Education and Human Development at WMU

Internships

Elkhart Community Schools
Portage Public Schools

Survey Population

	Degrees Awarded	Response Rate
Master's	16	10 63%



WESTERN MICHIGAN UNIVERSITY

College of Engineering
and Applied Sciences



Emily Schulte

***Bachelor of Science
in pulp and paper
engineering, 2020***

**R&E Process Engineer at
Kimberly Clark**

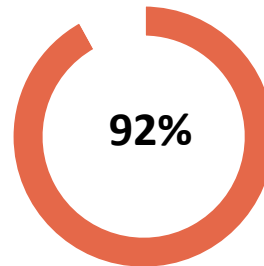
I was fortunate enough to be a part of the paper engineering program, where there were many internship and co-op opportunities. During my time at WMU, I worked one fall-summer term with Kimberly Clark, and two summer internships with other companies, which were key in the development of my professional and technical skills. They certainly helped set me above the rest when it came to securing a job, and the networking opportunities I had during my experiences were invaluable.

While at WMU, make sure to attend the Engineering Expo, and do not be afraid to talk to different companies and meet new people. It's certainly overwhelming at first, but it becomes second nature with practice.

Engineering and Applied Sciences

Post-Graduation Activity

**92% of Engineering and Applied
Science graduates
were actively engaged**



	All CEAS		Undergraduate		Graduate degrees	
	Count	Percent	Count	Percent	Count	Percent
Actively Engaged	356	92%	231	91%	125	95%
Employed full time	329	85%	212	83%	117	89%
Employed part time	3	< 1%	2	< 1%	1	< 1%
Continuing education	23	6%	16	6%	7	5%
Military service	1	< 1%	1	< 1%	-	-
Not Actively Engaged	30	8%	24	9%	6	5%
Looking for work	29	8%	23	9%	6	5%
Personal commitments	1	< 1%	1	< 1%	-	-
Overall Totals	386	100%	255	100%	131	100%

Survey Population

The Post-Graduation Activity Survey was sent to all of 511 students who earned a degree from the College of Engineering and Applied Sciences between August 2020 and June 2021.

	Degrees	Response Rate	
All CEAS	511	386	76%
Bachelor's	363	255	70%
Master's	123	113	92%
Doctoral	25	18	72%

Continuing Education

- **6%** of Engineering and Applied Sciences respondents (6% undergraduate and 5% graduate degree recipients) are continuing education after graduating from WMU.
- **64%** are pursuing master's degrees, 32% doctoral degrees, and 5% certification programs.
- **76%** are continuing education at WMU, and the remaining 24% are attending 5 different institutions.

Engineering and Applied Sciences

Full-Time Employment

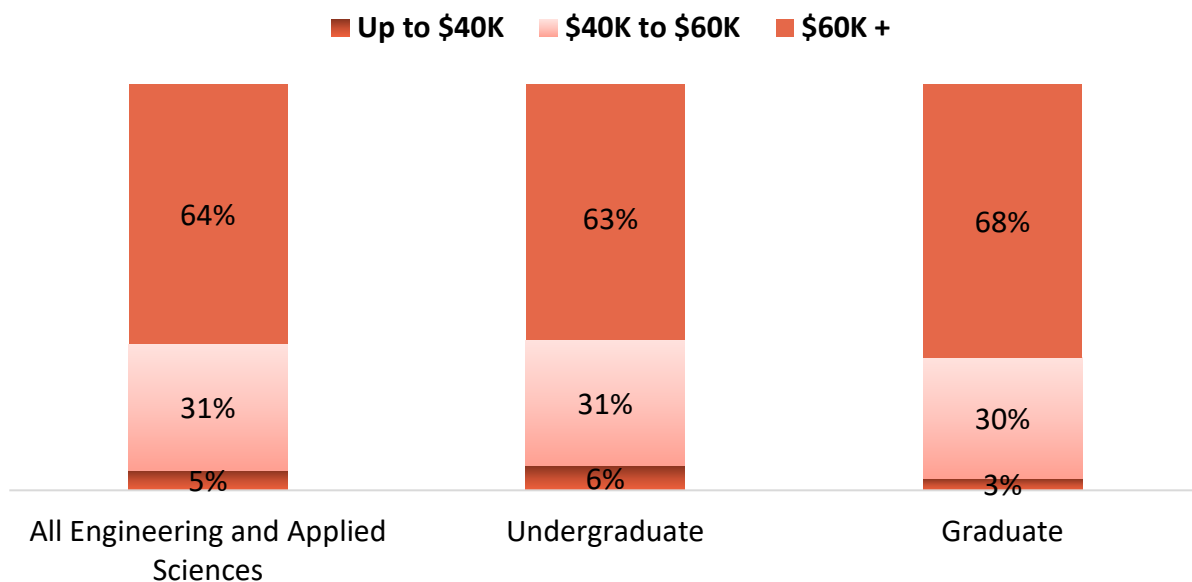
- **85%** were **employed full time**.
- Median salary was **\$60,001-\$65,000** (153 responses).
- **68%** had a job in **Michigan**.
- **97%** had a job **related** to their degree.
- **94%** were **satisfied with their job**.

Top Employers

Amazon	Intellectt	Parker Hannifin
Armstrong International	Landscape Forms	Pfizer
Bryllan	Level Data	Stryker
Dematic	Michigan Department of	Tata Consultancy Services
Eaton	Transportation	TowerPinkster
Ford Motor Company	P3 USA	WMU
General Motors		Zoetis

Salary Ranges for Full-Time Employment

	25 th Percentile	50 th Percentile	75 th Percentile	Responses
CEAS	\$55,001 - \$60,000	\$60,001 - \$65,000	\$70,001 - \$75,000	153
Undergraduate	\$53,750 - \$58,750	\$60,001 - \$65,000	\$70,001 - \$75,000	116
Graduate	\$55,001 - \$60,000	\$65,001 - \$70,000	\$75,001 - \$80,000	37

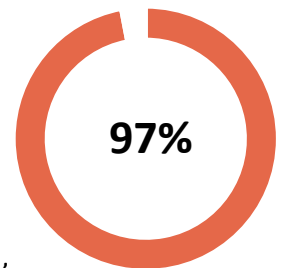


Engineering and Applied Sciences

Experiential Education

97% of WMU graduates completed at least one experiential education activity.

- **65%** had an internship, co-op, practicum, or field experience where they applied what they were learning in the classroom.
- **61%** had a job (full time or part times; on or off campus) where they applied what they were learning in the classroom.
- **87%** worked on a project that took a semester or more to complete (e.g., capstone, senior design, senior performance project).
- **47%** were very active in extracurricular activities and organizations (e.g., leadership role, or involved in multiple organizations such as RSO, intramurals, club sports, or volunteerism).



Top Internship Employers

ADAC Automotive	FCA	Landscape Forms	Rockwell Automation
AAM	FEMA Corporation	Mann+Hummel	Stryker
Armstrong International	Gast Manufacturing	MDoT	TowerPinkster
AVB	Humphrey Products	Miller Davis	Wightman
Consumers Energy	Kalsec	Parker Hannifin	WL Molding
Eaton	Kellogg's	Perrigo	Yanfeng

Experiences at WMU

- **97%** had at least one instructor who made them excited about learning.
- **80%** felt that their instructors cared about them as a person.
- **61%** had a mentor who encouraged them to pursue their goals and dreams.
- **86%** said that their education and experience as a student at WMU prepared them for their profession.



Morgan Kronner

***Bachelor of Science
in industrial and entrepreneurial engineering, 2020***

Industrial Engineer at Boeing

I work as an industrial engineer to assist on the F/A-18's Service Life Modification team to extend the working life of existing planes. I get to work for a company I love and was provided the opportunity to move to a new state.

At WMU I was able to have several different internships during undergrad. These taught me what I liked and did not like in a future employer and work setting. I realized the importance of being challenged, supported by co-workers, and having a healthy work life balance.

CEAS – Undergraduate Degrees

Full-Time Employment

- **83%** were **employed full time**.
- Median salary was **\$60,001-\$65,000** (116 responses).
- **74%** had a job in **Michigan**.
- **97%** had a job **related** to their degree.
- **92%** were **satisfied with their job**.

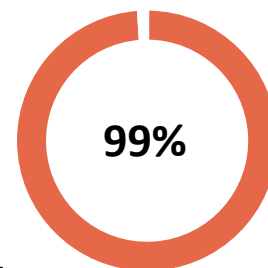
Top Employers

Amazon	Eaton	Level Data	Stryker
Armstrong International	Ford Motor Company	MDoT	Tata Consultancy Services
Bryllan	General Motors	P3 USA	TowerPinkster
Dematic	Intellectt	Parker Hannifin	Zoetis
	Landscape Forms	Pfizer	

Experiential Education

99% of WMU graduates completed at least one experiential education activity.

- **68%** had an internship, co-op, practicum, or field experience where they applied what they were learning in the classroom.
- **57%** had a job (full time or part time; on or off campus) where they applied what they were learning in the classroom.
- **99%** worked on a project that took a semester or more to complete (e.g., capstone, senior design, senior performance project).
- **51%** were very active in extracurricular activities and organizations (e.g., leadership role, or involved in multiple organizations such as RSO, intramurals, club sports, or volunteerism).



Experiences at WMU

- **97%** had at least one instructor who made them excited about learning.
- **75%** felt that their instructors cared about them as a person.
- **55%** had a mentor who encouraged them to pursue their goals and dreams.
- **82%** said that their education and experience as a student at WMU prepared them for their profession.



David Mikovits

***Bachelor of Science
in computer science, 2020***

Web Developer at the Michigan Health Council

While at WMU, I spent a year as an Intramural Official. While this is an unusual position for someone in my field, I did learn two important lessons. Specifically, dealing with situations quickly and managing conflict. As a web developer, I do not often have to make split-second decisions, but I do need to make decisions calmly and confidently. Making quick, accurate calls as an official helped me to develop this skill. Conflict resolution is a beneficial skill no matter what field you work in, and while I haven't had to resolve conflict in the workplace yet, I have had experience doing so.

CEAS – Graduate Degrees

Full-Time Employment

- **89%** were **employed full time**.
- Median salary was **\$65,001-\$70,000** (37 responses).
- **49%** had a job in **Michigan**.
- **97%** had a job **related** to their degree.
- **97%** were **satisfied with their job**.

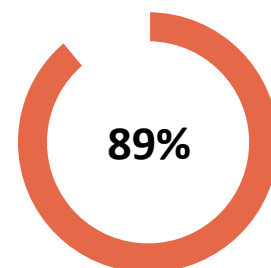
Top Employers

Amazon	Ford Motor Company	MDoT	Stryker
Armstrong International	General Motors	P3 USA	Tata Consultancy Services
Bryllan	Intellectt	Parker Hannifin	TowerPinkster
Dematic	Landscape Forms	Pfizer	Zoetis
Eaton	Level Data		

Experiential Education

89% of WMU graduates completed at least one experiential education activity.

- **57%** had an internship, co-op, practicum, or field experience where they applied what they were learning in the classroom.
- **72%** had a job (full time or part time; on or off campus) where they applied what they were learning in the classroom.
- **53%** worked on a project that took a semester or more to complete (e.g., capstone, senior design, senior performance project).
- **36%** were very active in extracurricular activities and organizations (e.g., leadership role, or involved in multiple organizations such as RSO, intramurals, club sports, or volunteerism).



Experiences at WMU

- **98%** had at least one instructor who made them excited about learning.
- **94%** felt that their instructors cared about them as a person.
- **77%** had a mentor who encouraged them to pursue their goals and dreams.
- **97%** said that their education and experience as a student at WMU prepared them for their profession.



Levi Rowan

***Bachelor of Science
in civil engineering, 2021***

Project Engineer at Miller Davis

I provide onsite supervision for commercial construction projects; complete risk assessments and deploy management strategies to prevent construction roadblocks. In my job I have to communicate effectively with trade contractors, clients, and architects.

Obtaining internships while at WMU and going to career fairs helped me succeed after graduation. My eagerness to learn, enabling a team-based approach to solving issues, and utilizing technical skills have had the biggest impact on my career.

Aerospace and Mechanical Engineering

This section includes the following majors: Aerospace Engineering and Mechanical Engineering.

92% of undergraduate and 100% of graduate degree recipients were actively engaged.

	Undergraduate		Graduate degrees	
	Count	Percent	Count	Percent
Actively Engaged	73	92%	20	100%
Employed full time	68	86%	18	90%
Employed part time	-	-	1	5%
Continuing education	5	6%	1	5%
Not Actively Engaged	6	8%	-	-
Looking for work	6	8%	-	-

Full-Time Employment

- Median salary for all degrees was \$60,001 - \$65,000 (37 responses).
- 73% had a job in Michigan.
- 97% had a job related to their degree.
- 90% were satisfied with their job.

Continuing Education

Doctorate in Aerospace Engineering at WMU
 Master's in Aerospace Engineering at WMU
 Master's in Engineering Management at WMU
 Master's in Mechanical Engineering at WMU

Internships

Armstrong International	FCA-Fiat Chrysler Automobiles	NBE Michigan
Belco Industries	FEMA Corporation	Nemak
Bell Flight	Ford Motor Company	Orbital ATK
Berrien Metal Products	Gast Manufacturing	P3 South Carolina
C2Dx	GE Aviation	Parker Hannifin
Challenge Manufacturing	Gulf Coast Environmental Systems	Pratt Miller Engineering
Consumers Energy	Humphrey Products	Robert Bosch
CWC Michigan	International Automotive Components	Saint-Gobain Performance Plastics
dbHMS	JPL	Separation Solutions
Denso	Keystone Solutions Group	Special-Lite
DMG MORI	Landscape Forms	Summit Polymers
DTE Energy	Mann+Hummel	TowerPinkster
Eaton	McHenry County Division of Transportation	Toyota
Edwards Airforce Base	Medtronic	Vista Outdoor
Entergy		WL Molding

Survey Population

	Degrees Awarded		Response Rate	
	Count	Percent	Count	Percent
All Degrees	124	99	80%	
Bachelor's	104	79	76%	
Master's	17	17	100%	
Doctoral	3	3	100%	

Aerospace and Mechanical Engineering

Job Titles and Employers

Aerospace Engineering:

Aerospace Engineer at Bell Flight
Applications Engineer at Gast Manufacturing
Engineer at Williams International
Mechanical Engineer at L3Harris
Project Engineer at CMC Solutions
Quality Engineer at Jedco
Sales Engineer at Gulf Coast Environmental Systems
Tool Engineer at Psmi

Mechanical Engineering:

Applications Engineer at Armstrong International
Applications Engineer at SepSol Process Solutions
Assistant Project Manager at National Energy Services
Associate Engineer at Medtronic
Chassis Engineer at Roush
Chemistry Supervisor at American Electric Power
Chrysler Institute of Engineering Engineer at FCA
Controller at Aerodesign Services
Controls Engineer at Kenona Industries
Corporate Manufacturing Engineer at Challenge Manufacturing
Data Engineer Intern at Juncos Recing
Design Engineer at BPR
Design Engineer at Pratt Miller Engineering
Design Engineer at Stryker
Electric Propulsion Systems Research Engineer at NASA Glenn Research Center
Engineer LTTS-3 at L&T Technological Services Limited
Engineering and Marketing Executive at Precision Tool Tech SDN BHD
Engineering Maintenance Supervisor at Stellantis
Fin Die Engineer at Burr Oak Tool
Ford College Graduate - Product Development at Ford Motor Company
Gear Engineer at Eaton
Junior Design and Test Engineer at Rainbow Loom
Lifecycle Product Engineer at Landscape Forms
Maintenance Lead at Stellantis
Manufacturing Engineer at CWC Textron
Manufacturing Engineer at Infotree Global Solutions

Manufacturing Engineer at Parker Hannifin
Manufacturing Engineer at PRAB
Manufacturing Engineer at Sterling Industries
Manufacturing Process Application Engineer at Separation Solutions
Mechanical Buyout Engineer at KNAPP
Mechanical Design at TowerPinkster
Mechanical Design Engineer at ASML
Mechanical Designer at TowerPinkster
Mechanical Engineer at Belco Industries
Mechanical Engineer at Helion Energy
Mechanical Engineer at RoboBurger
Mechanical Engineer at TechnoPro Solutions
Owner / Creative Director at Optimal Focus Productions
Process Engineer at Grupo Antolin Missouri
Process Engineer at Pfizer
Process Engineer at Safari Circuits
Product Engineer at FEMA Corporation
Production Engineer at Intellectt
Project Engineer at Landscape Forms
Project Engineer at Mac Engineering and Equipment
Quality Assurance Engineer at Stryker
Quality Engineer at Battle Creek Equipment
Quality Engineer at Husco International
Quality Engineer at Northrop Grumman
Quality Engineer at Tenneco
Quality Engineer at UACJ Whitehall Industries
Rotational Program Engineer at Sub-Zero Group
Sales Engineer Trainee at Genoil USA
Stamping Die Project Engineer at Hirotec America
Supplier Quality Engineer at American Axle and Manufacturing
Technical Sales Associate at Parker Hannifin
Test Engineer at Caterpillar
Test Engineer at MGA Research
Test Engineer at Oshkosh Defense
Test Engineer at Western Diversified Plastics
Test Systems Engineer at Eaton
Vaccine Engineer Technician at Pfizer
Validation Engineer at Aplomb Technologies
Validation Engineer at Cloud 88
Validation Engineer at Intellectt

Chemical and Paper Engineering

This section includes the following majors: Chemical Engineering and Paper Engineering.

88% of undergraduate and 100% of graduate degree recipients were actively engaged.

	Undergraduate		Graduate degrees	
	Count	Percent	Count	Percent
Actively Engaged	36	88%	5	100%
Employed full time	32	78%	5	100%
Employed part time	1	2%	-	-
Continuing education	3	7%	-	-
Not Actively Engaged	5	12%	-	-
Looking for work	5	12%	-	-

Full-Time Employment

- Median salary for all degrees was \$65,001 - \$70,000 (16 responses).
- 72% had a job in Michigan.
- 89% had a job related to their degree.
- 94% were satisfied with their job.

Survey Population

	Degrees	Response Rate	
All Degrees	63	46	73%
Bachelor's	57	41	72%
Master's	6	5	83%

Job Titles and Employers

Chemical Engineering:

Amazon Associate at Dimplex Thermal Solutions
 Analytical Chemist at Abbott Laboratories
 Applications Engineer at Armstrong International
 Associate Specialist Engineering at Merck
 Automation Engineer at Maverick Technologies
 BiOps Engineering Technician at Pfizer
 Engineering Technician at Pfizer
 Environmental and Safety Coordinator at Hentzen Coatings
 Environmental Health and Safety Officer at Kalexsyn
 Field Service Engineer at HYDAC Technology
 General Manager at Abu Rugia for Mining
 K2 Technician 2 at Graphic Packaging
 Laboratory Chemist at Culmac
 Maintenance Engineer at Zoetis
 Manufacturing Engineer at Landscape Forms
 Pharmaceutical Production Technician at Bryllan
 Process Engineer at New-Indy Containerboard

Process Engineer at Pfizer

Process Engineer at Trinity Consultants
 Process Leader at Graphic Packaging
 Production Engineer at Perrigo
 Production Engineer at Zoetis
 QA Specialist at Pfizer
 QC Cell Culture / Bioassay Lab Analyst II at Bluebird Bio
 Quality Control Technician at FlavorSum
 Quality Operations Analyst at Zoetis
 Research and Development Engineer at Dhahran Techno Valley
 Sensory Technician III at Kalsec
 Staff Validation Engineer at Performance Validation

Paper Engineering:

Corporate Environmental Engineer at Green Bay Packaging
 Process Engineer at Kimberly Clark
 Process Engineer at Packaging Corporation of America
 Product Development Engineer at Ivex Specialty Paper

Internships

Abbott	Kalsec
ADAC Automotive	Kellogg's
AAM	Kimberly-Clark
Appvion Operations	Landscape Forms
Expera Specialty Solutions	Perrigo
GR Water Filtration Plant Graphic Packaging	Pfizer
Hentzen Coatings	Sonoco Products
Kalexsyn	Trinseo
	Yanfeng

Continuing Education

Doctorate in Bimolecular Engineering at University of California
 Master's in Chemical Engineering at HongKong University of Science and Technology

Civil and Construction Engineering

This section includes the following majors: Civil Engineering and Construction Engineering.

90% of undergraduate and 100% of graduate degree recipients were actively engaged.

	Undergraduate		Graduate degrees	
	Count	Percent	Count	Percent
Actively Engaged	27	90%	10	100%
Employed full time	24	80%	10	100%
Employed part time	1	3%	-	-
Continuing education	2	7%	-	-
Not Actively Engaged	3	10%	-	-
Looking for work	3	10%	-	-

Full-time Employment

- Median salary for all degrees was \$55,001 - \$60,000 (19 responses).
- 68% had a job in Michigan.
- 100% had a job related to their degree.
- 89% were satisfied with their job.

Survey Population

	Degrees	Response Rate	
All Degrees	63	40	63%
Bachelor's	49	30	61%
Master's	9	7	78%
Doctoral	5	3	60%

Job Titles and Employers

Assistant Professor at Geetanjali Institute of Technical Studies
 Assistant Professor at Tabuk University
 Assistant Project Manager at National Water Company
 Civil Engineer at ABR contracting company
 Civil Engineer at Black and Veatch
 Civil Engineer at Boss Engineering
 Civil Engineer at Hurley and Stewart
 Civil Engineer at Wisconsin Department of Transportation
 Civil Engineer in Training at C2AE
 Civil Structural Engineer at Lamprell
 Construction Engineer I at AECOM
 Construction Technician at Intertek - PSI
 Development Program Engineer at MDOT
 Engineer at Michigan Department of Transportation
 Engineer at Somat Engineering
 Field Engineer at Aristeo
 Field Engineer at Nebraska Department of Transportation
 Field Engineer at Soils and Materials Engineering
 Field Technician Specialist 1 at HNTB
 Materials and Concrete Specialist at MDOT
 Project Coordinator at StructureTec Group
 Project Engineer at Miller-Davis
 Project Engineer at Raed Al
 Staff Engineer at BFW Engineering
 Staff Engineer at Dulles Engineering
 Structural Designer at TowerPinkster
 Traffic E.I.T Associate at Michael Baker International
 Traffic Operations Engineer at AECOM
 Transportation Planner at MDOT

Internships

Abonmarche Consultants
 AECOM
 AVB Construction
 Berrien County Road Commission
 Black and Veatch
 Clark Construction Company
 Driesenga and Associates
 Michael Baker International
 Michigan Department of Transportation
 Miller Davis
 SME
 T&M Asphalt Company
 TowerPinkster
 Triangle Associates
 Troyer Group
 University of Michigan
 Van Buren County Road Commission
 WBK Engineering
 Wieland
 Wightman

Computer Science

This section includes the following majors: Computer Science and Cybersecurity.

90% of undergraduate and 86% of graduate degree recipients were actively engaged.

	Undergraduate		Graduate degrees	
	Count	Percent	Count	Percent
Actively Engaged	28	90%	18	86%
Employed full time	26	84%	14	67%
Continuing education	2	6%	4	19%
Not Actively Engaged	3	10%	3	14%
Looking for work	3	10%	3	14%

Full-time Employment

- Median salary for all degrees was \$60,001 - \$65,000 (19 responses).
- 64% had a job in Michigan.
- 97% had a job related to their degree.
- 95% were satisfied with their job.

Survey Population

	Degrees	Response Rate	
All Degrees	71	52	73%
Bachelor's	45	31	69%
Master's	20	16	80%
Doctoral	6	5	83%

Job Titles and Employers

Application Development and Maintenance Engineer at Infosys
 Assistant Professor at University of North Carolina at Pembroke
 Associate Software Engineer at Ford Motor Company
 Compiler Engineer at Advanced Micro Devices
 Data Warehouse/Business Warehouse Analyst at Steelcase
 Database Administrator at Dematic
 Embedded Software Architect at Armstrong International
 Front-End Developer at Maestro
 Help Desk Engineer at Level Data
 IT Specialist at Northgate Resorts
 IT Support Technician at Kaiser Permanente
 Java Developer at Eficens Systems
 Junior Backend Developer at Nextient
 Junior Software Developer/ Data Analyst at Zoetis
 Network Engineer at Inteli Platforms
 Process Engineer at New-Indy Containerboard

Software Developer at BFS
 Software Developer at Ford Motor Company
 Software Developer at Shelter Mutual Insurance
 Software Development Engineer II at Expedia
 Software Engineer at Balyasny Asset Management
 Software Engineer at Certified Kernel Tech
 Software Engineer at Elektrobite (EB)
 Software Engineer at Ford Motor Company
 Software Engineer at Intel Flex
 Software Engineer at Level Data
 Software Engineer at Stryker
 Software Engineer at Tata Consultancy Services
 Sr. Data Engineer at Cengage
 Supply Chain Analyst at Kellogg's
 Technology Analyst at Infosys

Continuing Education

Doctorate in Computer Science at WMU
 Master's in Computer Science at WMU
 Master's in Data Science at WMU
 Master's in Engineering Management at WMU

Internships

Armstrong International
 Battle Buddies Home Healthcare
 Kellogg's
 Maestro
 Quicken Loans
 Stryker

Electrical and Computer Engineering

This section includes the following majors: Computer Engineering and Electrical Engineering.

86% of undergraduate and 100% of graduate degree recipients were actively engaged.

	Undergraduate		Graduate degrees	
	Count	Percent	Count	Percent
Actively Engaged	25	86%	16	100%
Employed full time	22	76%	16	100%
Continuing education	3	10%	-	-
Not Actively Engaged	4	14%	-	-
Looking for work	3	10%	-	-
Personal Commitments	1	3%	-	-

Full-Time Employment

- Median salary for all degrees was \$70,001 - \$75,000 (25 responses).
- 62% had a job in Michigan.
- 100% had a job related to their degree.
- 96% were satisfied with their job.

Survey Population

	Degrees	Response Rate	
	All Degrees	Count	Percent
	71	45	63%
Bachelor's	49	29	59%
Master's	15	13	87%
Doctoral	7	3	43%

Job Titles and Employers

Computer Engineering:

Advanced EECS Engineer at Fisher Dynamics
Applications Engineer at Bosch
Automation Engineer at FEMA Corporation
DevOps Engineer at Eficens Systems
Electrical Design Engineer at Stryker
Software Developer at Tyler Technologies
Software Validation Engineer at CleNET

Electrical Engineering:

5G Modem System Test Engineer at Qualcomm
Automated Engineer at Automated Engineering Services
Control Applications Engineer at Dematic
Controls Engineer at Conveyor and Automation
Controls Engineer at Dematic
Controls Engineer at ICS
Controls Engineer at Orbitform
Controls Engineer at Singh Automation
Electrical Engineer at KBR

Electrical Engineer at Rockwell Automation
Electrical Engineer at SafeSense Technologies
Electrical Engineer I at Milwaukee Tool
Electrical Systems Engineer at Morgan Olson
Electrical Validation Engineer at Nexteer Automotive
Embedded Software Sub-System Test Engineer at Kelly Services
Engineer 1 at Consumers Energy
Engineering Project Supervisor at Elevation Consulting
Field Service Engineer at ProAutomated
Functional Safety Engineer at Umlaut
Low Voltage Distribution Designer at Consumers Energy
LTE Test Engineer at Akshaya
Power System Engineer at Electric Power Engineers
SAQ Analyst at BTI Solutions
Senior Embedded Engineer at Shure
Senior Test Engineer at Stryker
Software Engineer at Tata Consultancy Services

Internships

Consumers Energy
Craft Automation
Dimplex Thermal Solutions
FEMA Corporation
Gentex

Humphrey Products
Joyson Safety Systems
Neenah Paper
Parker Hannifin
Rockwell Automation

Stryker
Tyler Technologies
University of Colorado Boulder
Western Aerospace Launch Initiative

Continuing Education

Master's in Computer Engineering at WMU
Master's in Electrical Engineering at George Washington University

Engineering Design, Manufacturing, and Management Systems

This section includes the following majors: Engineering Design Technology, Engineering Management Technology, Manufacturing Engineering, and Manufacturing Engineering Technology.

94% of undergraduate and 67% of graduate degree recipients were actively engaged.

	Undergraduate		Graduate degrees	
	Count	Percent	Count	Percent
Actively Engaged	29	94%	2	67%
Employed full time	28	90%	1	33%
Continuing education	1	3%	1	33%
Not Actively Engaged	2	6%	1	33%
Looking for work	2	6%	1	33%

Full-Time Employment

- Median salary for all degrees was \$60,001 - \$65,000 (15 responses).
- 79% had a job in Michigan.
- 100% had a job related to their degree.
- 100% were satisfied with their job.

Job Titles and Employers

Engineering Design Technology:

BIM Engineer at JP Cullen
 CAD Drafter at Systems Control
 CAD Engineer at Magnum Roller
 Designer at General Motors
 Designer at Power Engineers
 Engineering Designer at General Motors
 Engineering Support at Wightman
 Manufacturing Engineer at Parker Hannifin
 Mechanical Engineer at Highlight Industries
 Product Engineer at Steelcase
 Project Engineer at Landscape Forms
 Sales Engineer at HyTech Spring and Machine

Engineering Management Technology:

Building and Systems Engineer at UPS
 Injectable Filling Operations Engineering Technician at Pfizer
 Inside Technical Sales Representative at Kistler Group
 Manufacturing Process Engineer at Magna International
 Site Engineer at Clark Logic

Manufacturing Engineering Technology:

Design Engineer at General Motors
 Manufacturing Engineer at Eaton
 Manufacturing Engineer at Williams International
 Manufacturing Engineering Manager at Bear Creek Ballistics
 Process Engineer at Placon Corporation
 Project Engineer at PRAB
 Project Manager at Tooling and Equipment International

Survey Population

	Degrees	Response Rate	
All Degrees	48	34	71%
Bachelor's	45	31	69%
Master's	3	3	100%

Internships

AC Melling
 Albanelli Cement Contractors
 Amazon
 American Axel and Manufacturing
 Amphenol Borisch Technologies
 Anderson Global
 AVB Construction
 Diekama Hamann Engineering
 Eaton
 General Motors
 Haworth
 Humphrey Products
 Kalsec
 Mann+Hummel
 Mannik and Smith Group
 Michigan Department of Transportation
 Mueller Aerospace
 PRAB
 Rockwell Automation
 Spartan Light Metal Products
 TecLab
 TowerPinkster
 USG Corporation

Continuing Education

Doctorate in Engineering at WMU
 Master's in Engineering Management at WMU

Industrial & Entrepreneurial Engineering, & Engineering Management

This section includes the following majors: This section includes the following majors: Engineering Management; Industrial and Entrepreneurial Engineering; and Industrial Engineering.

93% of undergraduate and 96% of graduate degree recipients were actively engaged.

	Undergraduate		Graduate degrees	
	Count	Percent	Count	Percent
Actively Engaged	13	93%	54	96%
Employed full time	12	86%	53	95%
Continuing education	-	-	1	2%
Military Service	1	7%	-	-
Not Actively Engaged	1	7%	2	4%
Looking for work	1	7%	2	4%

Full-Time Employment

- Median salary for all degrees was \$65,001 - \$70,000 (22 responses).
- 56% had a job in Michigan.
- 97% had a job related to their degree.
- 95% were satisfied with their job.

Internships

Abbott Nutrition	Great Lakes Belting Honeywell
Accuray ARAY	Manitou Pontoon Boats
ADAC Automotive	Mann+Hummel
Adient	McLaren Engines
Asahi Kasei Plastics	NBHX Trim USA
Bennett Pump Company	Perrigo
Benteler Automotive	Peter Basso Associates
Boeing	Seven Generations Architecture and Engineering
Bonita Pharmaceuticals	UPS
Carrier Corporation	US Department of Defense
CNH Industrial	WL Molding
Dannar	Yanfeng
Gast Manufacturing	

Continuing Education

Doctorate in Industrial Engineering at University of Wisconsin

Survey Population

	Degrees	Response Rate	
All Degrees	71	70	99%
Bachelor's	14	14	100%
Master's	53	52	98%
Doctoral	4	4	100%

Industrial & Entrepreneurial Engineering, & Engineering Management

Job Titles and Employers

Engineering Management:

Area Manager at Amazon
Junior Business Analyst- Manufacturing and Distribution at Implify
Manufacturing Engineer at QEMS
Manufacturing Engineering Supervisor at QEMS
Process Engineer at DD Dannar
Project Engineer at Spark Building Energy Solutions
Supply Chain Engineer at Asahi Kasei Plastics
Validation Engineer at ND Global Consulting Services

Industrial Engineering:

Associate Consultant at P3 USA
Associate Engineer at HMF Expressed
Business Systems Analyst at Genius Minds
Continuous Improvement Engineer at Anchor Glass Container
Continuous Improvement Engineer at GNS Holdings
Continuous Improvement Engineer at Robert Weed
Corrective and Preventive Actions Writer at ND Global Consulting Services
Data Scientist at Rosen
Design Assurance Engineer at Intellectt
Industrial Engineer at Aludyne
Industrial Engineer at Bamar Plastics
Industrial Engineer at Lordstown Motors
Industrial Engineer at Metroll USA
Industrial Engineer at Wahl Clipper Corporation
Inventory Control Specialist at Polytek Development

Junior Process Engineer at PTI Quality Containment Solutions
Manufacturing Engineer at Infobahn Softworld
Manufacturing Engineer at Magni Power Company
Manufacturing Quality Engineer at Creganna Medical
Operations Engineer at Bennett Pump Company
Operations Supervisor / Continuous Improvement Lead at Nonnis Foods
Process and Launch Engineer at AKWEL
Process Engineer at OneH2
Production Planning Engineer at Entegee
Project and Training Coordinator at Pfizer
Project Engineer at Intellectt
Quality Engineer at Creative Liquid Coatings
Quality Engineer at Dieomatic
Sr. Validation Engineer at Vastek
User Experience Researcher at Newell Brands
Validation Engineer at ECQR

Industrial and Entrepreneurial Engineering:

Engineer 1 at Honeywell
Engineer at Department of Defense
Indirect Purchasing Controller / Buyer at Valeo
Industrial Engineer at Boeing
Industrial Engineer at General Motors
Inventory Control Specialist at Heath Outdoor Products
LEAP Operations Associate at Senneca Holdings
Logistics Analyst at EnVista
Program Purchasing Analyst at Rivian Automotive
Supplier Quality Engineer at SAFARI Circuits
TRACK Engineer at General Motors





WESTERN MICHIGAN UNIVERSITY
College of Fine Arts



Cody Edgerton

*Master of Music in wind conducting,
2021*

**Doctoral Student and Graduate
Assistant at Michigan State University**

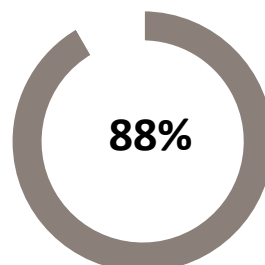
My time at Western Michigan University's School of Music connected me to a vast network of musical leaders across the nation. Teachings from my professors directly prepared me for a high level of continued study in my field. The relationships formed at Western will continue to positively affect me professionally and personally.

I believe that one of the most important ways to develop a career in music is to cultivate relationships. The people with whom I associated influenced my day-to-day learning environment and were powerful advocates when applying post-graduation. I gained the most from my education by surrounding myself with positive role models who have both musical skills and personal decency.

Fine Arts

Post-Graduation Activity

**88% of Fine Arts graduates
were actively engaged**



	All Fine Arts		Undergraduate		Graduate degrees	
	Count	Percent	Count	Percent	Count	Percent
Actively Engaged	143	88%	124	88%	19	86%
Employed full time	105	64%	93	66%	12	55%
Employed part time	11	7%	7	5%	4	18%
Continuing education	27	17%	24	17%	3	14%
Not Actively Engaged	20	12%	17	12%	3	14%
Looking for work	18	11%	16	11%	2	9%
Personal commitments	2	1%	1	< 1%	1	5%
Overall Totals	163	100%	141	100%	22	100%

Survey Population

The Post-Graduation Activity Survey was sent to all of 258 students who earned a degree from the College of Fine Arts between August 2020 and June 2021.

	Degrees Awarded		Response Rate	
	All Fine Arts			
	258	163		63%
Bachelor's	221	139		63%
Master's	31	21		68%
Postbaccalaureate Certificate	6	3		50%

Continuing Education

- **17%** of Fine Arts respondents (17% undergraduate and 14% graduate degree recipients) are continuing education after graduating from WMU.
- **70%** are pursuing master's degrees, 15% doctoral degrees, 11% bachelor's degrees, and 4% are taking additional classes.
- **24%** are continuing education at WMU, and the remaining 76% are attending 16 different institutions.

Fine Arts

Full-Time Employment

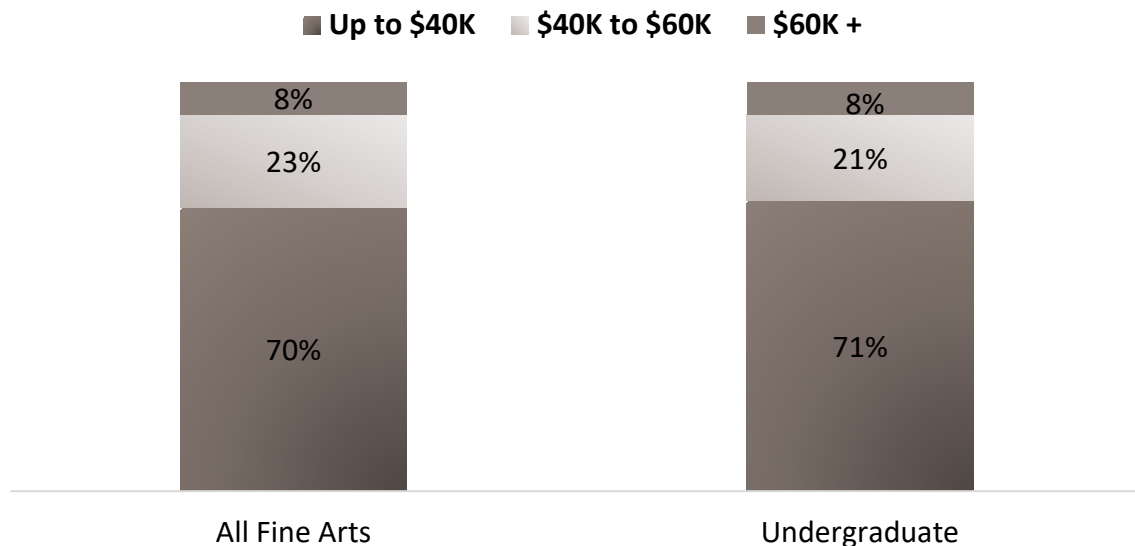
- **64%** were **employed full time**.
- Median salary was **\$30,001-\$35,000** (40 responses).
- **70%** had a job in **Michigan**.
- **83%** had a job **related** to their degree.
- **84%** were **satisfied with their job**.

Top Employers

Avid Labs	FAR Therapeutic Arts and Recreation	National Heritage Academies
B. Mahlon Brown Academy of International Studies	Farmers Alley Theatre	Newell Brands
Bark	George Center Foundation	North Shore School of Dance
Bell Textron	Georgetown Hill Early School	Noteworthy Invitations by Design
Berkshire eSupply	Harmony Garden Music Therapy	PhotoBook Magazine
Britten	Hellen Fox Gospel Music Center	Portage Public Schools
Chicago Behavioral Hospital	Imperial Beverage	Pullman Elementary
Chicago Jazz Philharmonic	Interlochen Center for the Arts	Seattle Rep Theatre
Chicago Scenic Studios	Kazoo Audio Video	SGK
Children's Healing Center	Kings Dominion Theme Park	Sinclair Broadcast Group
Confluence Ballet Company	McLaren	South Chicago Dance Theatre
Dragon Brothers Productions	Music Speaks	Stellantis
Eisenhower Dance Detroit	Muzique	Stewart Visual Arts Education
		Stryker

Salary Ranges for Full-Time Employment

	25 th Percentile	50 th Percentile	75 th Percentile	Responses
All Fine Arts	\$25,001 - \$30,000	\$30,001 - \$35,000	\$40,001 - \$45,000	40
Undergraduate	\$25,001 - \$30,000	\$30,001 - \$35,000	\$40,001 - \$45,000	38

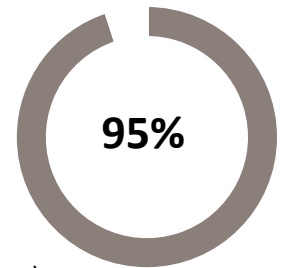


Fine Arts

Experiential Education

95% of WMU graduates completed at least one experiential education activity.

- **61%** had an internship, co-op, practicum, or field experience where they applied what they were learning in the classroom.
- **66%** had a job (full time or part time; on or off campus) where they applied what they were learning in the classroom.
- **81%** worked on a project that took a semester or more to complete (e.g., capstone, senior design, senior performance project).
- **56%** were very active in extracurricular activities and organizations (e.g., leadership role, or involved in multiple organizations such as RSO, intramurals, club sports, or volunteerism).




Top Internship Employers

Advocate Children's	Brynn Capella	GRAM	Stryker
Hospital-Oak Lawn	Chicago Scenic Studios	Kennicott Brothers	Tekna
Amplify Marketing	Children's Mercy Hospital	MusicWorx	The Design Center
Armor Physical Therapy	Dance in the Parks Chicago	Rhino Media	Trustbridge Hospice
ABAI	Detroit Dance City Festival	Sta-Active	Utah Festival Opera and
Ballet Met	Farmers Alley	Stage Right	Musical Theatre
Bell Textron			

Experiences at WMU

- **99%** had at least one instructor who made them excited about learning.
- **91%** felt that their instructors cared about them as a person.
- **91%** had a mentor who encouraged them to pursue their goals and dreams.
- **87%** said that their education and experience as a student at WMU prepared them for their profession.



Danialle Baumgardner

Bachelor of Fine Arts in product design, 2021

Advanced Color and Materials Creative Designer at Stellantis

The color and materials team brings the individual personality to vehicles. We focus on all interior and exterior colors and various material finishes. The most rewarding part of the job is being able to see your work all over the world. People express their love for their vehicle, and I enjoy being able to give a vehicle a personality that people can identify with.

While at WMU, if you find yourself being distracted by certain topics or hobbies, that's what you should study. Why work a 9-5 that feels like burdensome work?

Fine Arts – Undergraduate Degrees

Full-Time Employment

- **66%** were **employed full time**.
- Median salary was **\$30,001-\$35,000** (38 responses).
- **72%** had a job in **Michigan**.
- **82%** had a job **related** to their degree.
- **89%** were **satisfied with their job**.

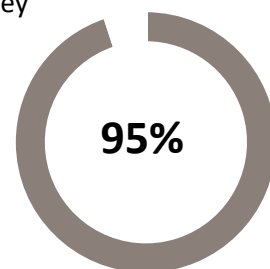
Top Employers

Bridges of Indiana	FAR Therapeutic Arts and Recreation	Muzique
Byrne Electric	Farmers Alley Theatre	North Shore School of Dance Oak
Chicago Scenic Studios	George Center Foundation	Street Health
Children's Healing Center	Harmony Garden Music Therapy	Seattle Rep Theatre
Confluence Ballet Company	Hellen Fox Gospel Music Center	Sinclair Broadcast Group
Dragon Brothers Productions	Interlochen Center for the Arts	South Chicago Dance Theatre
Eisenhower Dance Detroit	McLaren	Stellantis
Fairytale Entertainment	Music Speaks	Stryker
		Zagg

Experiential Education


95% of WMU graduates completed at least one experiential education activity.

- **62%** had an internship, co-op, practicum, or field experience where they applied what they were learning in the classroom.
- **67%** had a job (full time or part time; on or off campus) where they applied what they were learning in the classroom.
- **78%** worked on a project that took a semester or more to complete (e.g., capstone, senior design, senior performance project).
- **59%** were very active in extracurricular activities and organizations (e.g., leadership role, or involved in multiple organizations such as RSO, intramurals, club sports, or volunteerism).



Experiences at WMU

- **99%** had at least one instructor who made them excited about learning.
- **90%** felt that their instructors cared about them as a person.
- **91%** had a mentor who encouraged them to pursue their goals and dreams.
- **89%** said that their education and experience as a student at WMU prepared them for their profession.



Fine Arts – Graduate Degrees

Full-Time Employment

- 55% were **employed full time**.
- 58% had a job in **Michigan**.
- 87% had a job **related** to their degree.
- 50% were **satisfied with their job**.

Top Employers

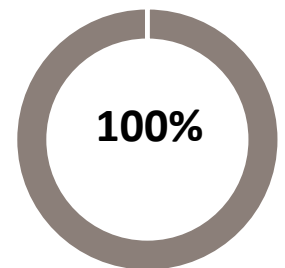
B. Mahlon Brown Academy of International Studies
Carlos Raul Lozano Sanchez
Chicago Behavioral Hospital
Chicago Jazz Philharmonic

Georgetown Hill Early School
Life Care Centers of America
Portage Public Schools
Stewart Visual Arts Education

Experiential Education


100% of WMU graduates completed at least one experiential education activity.

- 50% had an internship, co-op, practicum, or field experience where they applied what they were learning in the classroom.
- 54% had a job (full time or part time; on or off campus) where they applied what they were learning in the classroom.
- 100% worked on a project that took a semester or more to complete (e.g., capstone, senior design, senior performance project).
- 38% were very active in extracurricular activities and organizations (e.g., leadership role, or involved in multiple organizations such as RSO, intramurals, club sports, or volunteerism).



Experiences at WMU

- 100% had at least one instructor who made them excited about learning.
- 100% felt that their instructors cared about them as a person.
- 91% had a mentor who encouraged them to pursue their goals and dreams.
- 73% said that their education and experience as a student at WMU prepared them for their profession.



Art

This section includes the following majors: Art Education, Art History, and Art.

91% of undergraduate and 100% of graduate degree recipients were actively engaged.

	Undergraduate		Graduate degrees	
	Count	Percent	Count	Percent
Actively Engaged	20	91%	4	100%
Employed full time	18	82%	4	100%
Employed part time	1	5%	-	-
Continuing education	1	5%	-	-
Not Actively Engaged	2	9%	-	-
Looking for work	2	9%	-	-

Full-Time Employment

- Median salary for all degrees was \$32,501 - \$37,500 (8 responses).
- 82% had a job in Michigan.
- 79% had a job related to their degree.
- 67% were satisfied with their job.

Job Titles and Employers

Administrative Assistant II at WMU
 Art Teacher at Grand Rapids Public Schools
 Art Teacher at Nevada School
 Art Teacher at Portage Public Schools
 Art Teacher at Stewart Visual Arts Education
 Art Teacher at Windemere Park Charter Academy
 Elementary Art Teacher at Comstock Public Schools
 Human Resources Specialist at UPS
 Information Resources Assistant Associate at William L. Clements Library
 Sales Associate at Organttheory Fitness
 Teacher at Brighton Area Schools
 Visual Arts Teacher at B. Mahlon Brown Academy of International Studies
 Visual Arts Teacher at Marcellus Public Schools
 Visual Arts Teacher at Pullman Elementary

Internships

Amplify Marketing
 Association for Behavior Analysis International
 Ataraxia
 Brant Lake Summer Camp
 Coolidge Elementary School
 GRAM
 Kalamazoo Experiential Learning Center
 Kalamazoo Public Schools
 Novi High School
 Portage Public Schools
 WMU Office for Sustainability

Continuing Education

Bachelor's in Arts Administration at Wayne State University

Survey Population

	Degrees Awarded	Response Rate	
All Degrees	44	26	59%
Bachelor's	39	22	56%
Master's	5	4	80%

Dance

This section includes the following majors: Dance Studio Management, and Dance.

89% of undergraduate degree recipients were actively engaged.

	Count	Percent
Actively Engaged	17	89%
Employed full time	10	53%
Employed part time	3	16%
Continuing education	4	21%
Not Actively Engaged	2	11%
Looking for work	2	11%

Full-Time Employment

- Median salary for all degrees was \$15,001 - \$20,000 (5 responses).
- 25% had a job in Michigan.
- 91% had a job related to their degree.
- 100% were satisfied with their job.

Job Titles and Employers

Company Artist at Confluence Ballet Company
Dance Instructor at North Shore School of Dance
Professional Dancer and Dance Teacher at South Chicago Dance Theatre
Professional Dancer at Eisenhower Dance Detroit

Continuing Education

Doctorate in Physical Therapy at Grand Valley State University
Master's in Counseling at University of Wisconsin
Master's in Hispanic Studies at WMU

Internships

Armor Physical Therapy
Ballet Met
Dance in the Parks Chicago
Detroit Dance City Festival

Survey Population

	Degrees Awarded	Response Rate	
All Degrees	26	19	73%
Bachelor's	24	18	75%
Postbaccalaureate Certificate	2	1	50%

Graphic Design

67% of undergraduate degree recipients were actively engaged.

	Count	Percent
Actively Engaged	6	67%
Employed full time	6	67%
Not Actively Engaged	3	33%
Looking for work	3	33%

Full-Time Employment

- 100% had a job in Michigan.
- 67% had a job related to their degree.
- 100% were satisfied with their job.

Job Titles and Employers

Content Creator at Berkshire eSupply

Graphic Designer at Noteworthy Invitations by Design

Graphic Designer at SGK

Production of Sale Designer at Imperial Beverage


Internships

Graphic Design

The Design Center

Survey Population

	Degrees Awarded	Response Rate
Bachelor's	17	9 53%



Music

This section includes the following majors: Multimedia Arts Technology, Music, Music Composition, Music Performance, and Music Theatre Performance.

91% of undergraduate and 100% of graduate degree recipients were actively engaged.

	Undergraduate		Graduate degrees	
	Count	Percent	Count	Percent
Actively Engaged	34	97%	10	77%
Employed full time	17	49%	4	31%
Employed part time	2	6%	3	23%
Continuing education	15	43%	3	23%
Not Actively Engaged	1	3%	3	23%
Looking for work	1	3%	2	15%
Personal commitments			1	8%

Full-Time Employment

- Median salary for all degrees was \$20,001 - \$25,000 (5 responses).
- 83% had a job in Michigan.
- 68% had a job related to their degree.
- 67% were satisfied with their job.

Job Titles and Employers

Multimedia Arts Technology:

Customer Advocate at Zagg
Live Sound Engineer at Dragon Brothers Productions
Production Assistant at Sinclair Broadcast Group

Music:

Actor at Farmers Alley Theatre
Marketing Specialist at Byrne Electric
Medical Scribe/Clinical Informatics Specialist at Oak Street Health
Music Instructor/Performer at Carlos Raul Lozano Sanchez
Musician and Instructor at Hellen Fox Gospel Music Center
Musician at Chicago Jazz Philharmonic
System Designer/Sales Associate at Kazoo Audio Video

Internships

Bethany Reformed Church
Farmers Alley
Gold Company
Harper Creek High School

Survey Population

	Degrees	Response Rate	
All Degrees	83	48	58%
Bachelor's	62	35	56%
Master's	19	12	63%
Certificate	2	1	50%

Continuing Education

Bachelor's in Game Development/Design at MSU
Doctorate in Music Theory at Kent State University
Doctorate in Music, Wind Conducting at MSU
Master's in Instrumental Performance and Literature at University of Western Ontario
Master's in Music at Florida State University
Master's in Music at New England Conservatory of Music
Master's in Music at New York University
Master's in Music at University of Iowa
Master's in Music at University of Oklahoma
Master's in Music at WMU
Master's in Music Composition at WMU
Master's in Public Administration at WMU
Master's in Saxophone and Composition at MSU
Master's in Sound Design at Savannah College of Art and Design

Kennicott Brothers Company
Rhino Media
St. Michael Lutheran Church
Summer Stock Austin

Music Education

88% of undergraduate degree recipients were actively engaged.

	Count	Percent
Actively Engaged	14	88%
Employed full time	13	81%
Continuing education	1	6%
Not Actively Engaged	2	13%
Looking for work	2	13%

Full-Time Employment

- Median salary for all degrees was \$35,001 - \$40,000 (5 responses).
- 91% had a job in Michigan.
- 100% had a job related to their degree.
- 100% were satisfied with their job.

Job Titles and Employers

Elementary Music Teacher at Portage Public Schools
 Instructor of Residence Life at Interlochen Center for the Arts
 Music Educator at Colon Community Schools
 Music Teacher and Assistant Director of Bands at Meridian Public Schools
 Music Teacher at Weld 8 School District
 Teacher at Jets Sterling Elementary
 Teacher at Johannesburg-Lewiston Area Schools
 Teacher at Kellogg Elementary School
 Teacher at National Heritage Academies
 Teacher at Warren Woods Public Schools

Internships

Jenison Public Schools
 Kalamazoo Public Schools
 Mattawan High School
 Oakland Academy
 Otsego Public Schools
 Plainwell Middle and High School
 Portage Public Schools
 Traverse City Central High School

Continuing Education

Master's in Music Performance at WMU

Survey Population

	Degrees	Response Rate
Bachelor's	19	16 84%

Music Therapy

91% of undergraduate and 100% of graduate degree recipients were actively engaged.

	Undergraduate		Graduate degrees	
	Count	Percent	Count	Percent
Actively Engaged	10	91%	5	100%
Employed full time	10	91%	4	80%
Employed part time	-	-	1	20%
Not Actively Engaged	1	7%	-	-
Looking for work	1	7%	-	-

Full-Time Employment

- Median salary for all degrees was \$35,001 - \$40,000 (6 responses).
- 91% had a job in Michigan.
- 93% had a job related to their degree.
- 86% were satisfied with their job.

Job Titles and Employers

Activities Aide at Life Care Centers of America
 Music Therapist at Bridges of Indiana
 Music Therapist at Chicago Behavioral Hospital
 Music Therapist at Children's Healing Center
 Music Therapist at FAR Therapeutic Arts and Recreation
 Music Therapist at George Center Foundation
 Music Therapist at Georgetown Hill Early School
 Music Therapist at Harmony Garden Music Therapy Services
 Music Therapist at McLaren
 Music Therapist at Music Speaks
 Music Therapist at Muzique

Internships

Advocate Children's Hospital-Oak Lawn
 Children's Mercy Hospital
 Hillcroft Services
 KRESA
 MusicWorx Inc.
 Spectrum Health
 Trustbridge Hospice
 Upjohn Rehabilitation Center
 WMU Senior Day Services
 WMU Unified Clinics
 WoodsEdge

Continuing Education

Master's in Costume Design at Virginia Commonwealth University
 Master's in Sound Design at Carnegie Mellon University
 Master's in Theatre Technology at Indiana University

Survey Population

	Degrees Awarded	Response Rate	
All Degrees	25	16	64%
Bachelor's	14	9	64%
Master's	7	5	71%
Postbaccalaureate Certificate	4	2	50%

Product Design

88% of undergraduate degree recipients were actively engaged.

	Count	Percent
Actively Engaged	8	88%
Employed full time	8	88%
Not Actively Engaged	1	12%
Looking for work	1	12%

Full-Time Employment

- 67% had a job in Michigan.
- 100% had a job related to their degree.
- 100% were satisfied with their job.

Job Titles and Employers


ACM Creative Designer I at Stellantis
Associate Style Master at Newell Brands
Graphic Designer at PhotoBook Magazine
Industrial Designer at Avid Labs
Industrial Designer at Britten
Industrial Designer at Stryker
Junior Toy Designer at Bark
Product Designer at Bell Textron

Internships

Bell Textron
Brynn Capella
FCA-Fiat Chrysler Automobiles
Sta-Active
Stryker
Tekna

Survey Population

	Degrees Awarded	Response Rate
Bachelor's	14	9
		64%



Theatre

77% of undergraduate recipients were actively engaged.

	Count	Percent
Actively Engaged	17	77%
Employed full time	12	55%
Employed part time	1	5%
Continuing education	4	18%
Not Actively Engaged	5	23%
Looking for work	4	18%
Personal commitments	1	5%

Full-Time Employment

- Median salary for all degrees was \$27,501 - \$32,500 (6 responses).
- 50% had a job in Michigan.
- 70% had a job related to their degree.
- 86% were satisfied with their job.

Job Titles and Employers

Area Manager at Amazon

Journeyman Apprentice at Chicago Scenic Studios

Live Entertainment Operational Supervisor at Cedar Point

Manager at Fairytale Entertainment

Patron Services Assistant Manager at Seattle Rep Theatre

Prop-Maker at Kings Dominion Theme Park

Internships

Chicago Scenic Studios

PCPA

Stage Right


Utah Festival Opera and Musical Theatre

Survey Population

	Degrees Awarded	Response Rate
Bachelor's	36	22 61%



WESTERN MICHIGAN UNIVERSITY
HAWORTH
College of Business



Lorena Flores

***Bachelor of Business
Administration in human
resource management,
2021***

**Senior Human Resources
Assistant at Amazon**

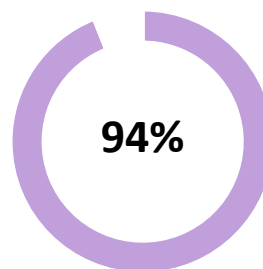
In my currently role I work hands-on in our many fulfillment centers across the country. My main responsibilities include onboarding associates and assisting them with their employment needs while providing positive associate experiences. I also work with our operations team in tracking and monitoring metrics relating to attendance, attrition, and engagement.

The most rewarding part of my job is getting to interact with so many different people every day and finding new ways to improve our overall employee morale. The most challenging is working in such a fast-paced environment; however, it is never a dull day.

Haworth College of Business

Post-Graduation Activity

94% of Haworth College of Business graduates were actively engaged



	All HCoB		Undergraduate		Graduate degrees	
	Count	Percent	Count	Percent	Count	Percent
Actively Engaged	687	94%	575	93%	112	97%
Employed full time	598	82%	492	80%	106	91%
Employed part time	14	2%	12	2%	2	2%
Continuing education	71	10%	67	11%	4	3%
Military service	4	< 1%	4	< 1%	-	-
Not Actively Engaged	45	6%	41	7%	4	3%
Looking for work	39	5%	35	6%	4	3%
Personal commitments	6	< 1%	6	< 1%	-	-
Overall Totals	732	100%	616	100%	116	100%

Survey Population

The Post-Graduation Activity Survey was sent to all of 1,036 students who earned a degree from the Haworth College of Business between August 2020 and June 2021.

Degrees Awarded		Response Rate	
All HCoB	1,036	732	71%
Bachelor's	908	616	68%
Master's	128	116	91%

Continuing Education

- **10%** of HCoB respondents (11% undergraduate and 3% graduate degree recipients) are continuing education after graduating from WMU.
- **89%** are pursuing master's degrees, 5% doctoral degrees, 3% bachelor's degrees, and 3% certification programs.
- **63%** are continuing education at WMU, and the remaining 37% are attending 18 different institutions.

Haworth College of Business

Full-Time Employment

- **82%** were **employed full time**.
- Median salary was **\$50,001-\$55,000** (284 responses).
- **72%** had a job in **Michigan**.
- **88%** had a job **related** to their degree.
- **88%** were **satisfied with their job**.

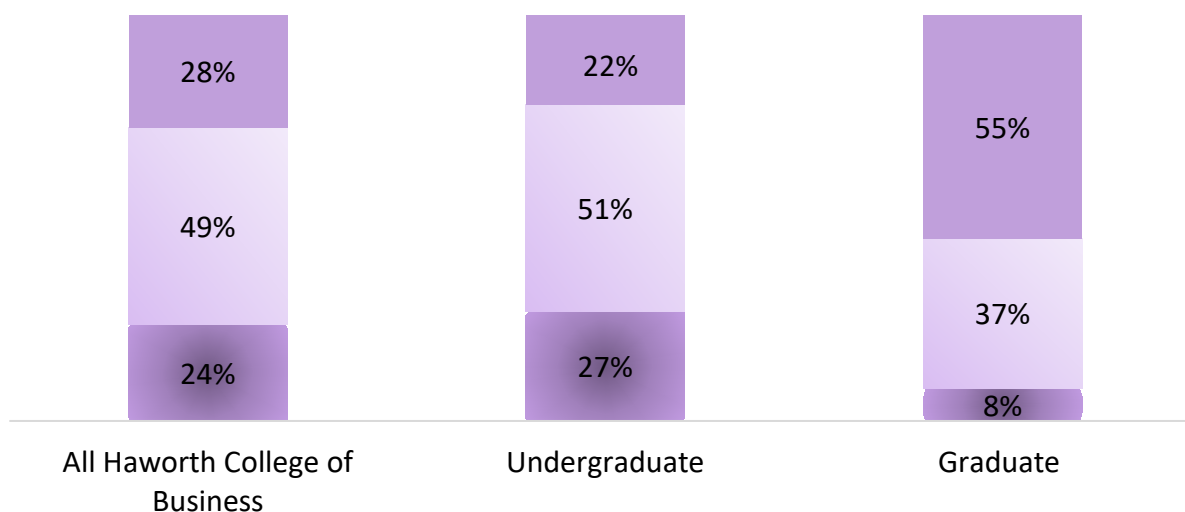
Top Employers

ADP	General Motors	PNC
Advia Credit Union	Greenleaf Trust	PricewaterhouseCoopers
Amazon	Hershey	Rocket Mortgage
BDO	Hormel Foods	Streamline Healthcare Solutions
Benteler Automotive	Kellogg's	Stryker
Coyote Logistics	Landscape Forms	Trace3
Crowe	Meijer	TTI
E&J Gallo	MoLo Solutions	United Wholesale Mortgage
Eaton	Parker Hannifin	Whirlpool
Enterprise	Perrigo	WMU
Ernst & Young	Pfizer	Zoetis
Gartner	Plante Moran	

Salary Ranges for Full-Time Employment

	25 th Percentile	50 th Percentile	75 th Percentile	Responses
All HCoB	\$40,001 - \$45,000	\$50,001 - \$55,000	\$60,001 - \$65,000	284
Undergraduate	\$35,001 - \$40,000	\$45,001 - \$50,000	\$55,001 - \$60,000	233
Graduate	\$50,001 - \$55,000	\$60,001 - \$65,000	\$90,001 - \$95,000	51

● Up to \$40K ● \$40K to \$60K ● \$60K +

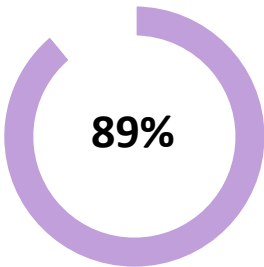


Haworth College of Business

Experiential Education- All HCoB

89% of WMU graduates completed at least one experiential education activity.

- 56% had an internship, co-op, practicum, or field experience where they applied what they were learning in the classroom.
- 64% had a job (full time or part time; on or off campus) where they applied what they were learning in the classroom.
- 50% worked on a project that took a semester or more to complete (e.g., capstone, senior design, senior performance project).
- 58% were very active in extracurricular activities and organizations (e.g., leadership role, or involved in multiple organizations such as RSO, intramurals, club sports, or volunteerism).



Top Internship Employers

Amazon	Flowserve	Kellogg's	Plante Moran
BDO	Global Clinical Connections	Mann+Hummel	Pwc
Crowe	Great Lakes Wine and	Marathon	Quicken Loans
E&J Gallo Winery	Spirits	Meijer	Unifab
Ernst & Young	Greenleaf Trust		Whirlpool

Experiences at WMU

- 97% had at least one instructor who made them excited about learning.
- 92% felt that their instructors cared about them as a person.
- 68% had a mentor who encouraged them to pursue their goals and dreams.
- 88% said that their education and experience as a student at WMU prepared them for their profession.



Ariel Palau

Master of Business Administration, 2020

Undergraduate Academic Advisor, School of Music - WMU

My previous degrees in music and my former work experiences ultimately led me to where I am today. After finishing my master's in music I realized that I did not want to be the orchestral musician that I originally set out to be. I landed a position in human resources, learned a lot, and ultimately knew that there were aspects of that job that did not jive with me or my personality. I took what I liked from that position and left what I didn't in my transition to working at WMU's Office of Admissions. Ultimately, I wanted to get back into the School of Music to help the student population that I was once a part of, and luckily this academic advising position has done exactly that. A yearning to learn new things as well as a more 'go with the flow' attitude has really helped me grow and expand as a person both in and outside of my career.

HCoB – Undergraduate Degrees

Full-Time Employment

- **80%** were **employed full time**.
- Median salary was **\$45,001-\$50,000** (233 responses).
- **79%** had a job in **Michigan**.
- **87%** had a job **related** to their degree.
- **88%** were **satisfied with their job**.

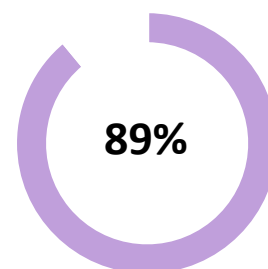
Top Employers

ADP	Enterprise	Meijer	Streamline Healthcare
Advia Credit Union	Gartner	MoLo Solutions	Solutions
Amazon	General Motors	Parker Hannifin	Stryker
BDO	Greenleaf Trust	Perrigo	Trace3
Benteler Automotive	Hershey	Pfizer	TTI
Coyote Logistics	Hormel Foods	Plante Moran	United Wholesale
Crowe	Kellogg's	PNC	Mortgage
E&J Gallo	Landscape Forms	Rocket Mortgage	Whirlpool

Experiential Education- UG HCoB

89% of WMU graduates completed at least one experiential education activity.

- **59%** had an internship, co-op, practicum, or field experience where they applied what they were learning in the classroom.
- **62%** had a job (full time or part time; on or off campus) where they applied what they were learning in the classroom.
- **53%** worked on a project that took a semester or more to complete (e.g., capstone, senior design, senior performance project).
- **62%** were very active in extracurricular activities and organizations (e.g., leadership role, or involved in multiple organizations such as RSO, intramurals, club sports, or volunteerism).



Experiences at WMU

- **97%** had at least one instructor who made them excited about learning.
- **92%** felt that their instructors cared about them as a person.
- **71%** had a mentor who encouraged them to pursue their goals and dreams.
- **88%** said that their education and experience as a student at WMU prepared them for their profession.



Jacob Tyler

Bachelor of Business Administration in accounting, 2021

Staff Accountant at Hormel Foods

Working with a Fortune 500 company right out of school has shown me how WMU prepared me for the working world. I had a great experience through my virtual internship at Hormel, where I learned how to improve processes and inefficiencies.

The professors at WMU helped me realize how all the different parts of accounting work together, and to understand the bigger picture.

HCoB – Graduate Degrees

Full-Time Employment

- **91%** were **employed full time**.
- Median salary was **\$60,001-\$65,000** (51 responses).
- **70%** had a job in **Michigan**.
- **93%** had a job **related** to their degree.
- **87%** were **satisfied with their job**.

Top Employers

Advia Credit Union
BDO
Eaton
Ernst and Young
KPMG
Meijer
Stryker
WMU
Zoetis

Experiential Education

89% of WMU graduates completed at least one experiential education activity.

- **41%** had an internship, co-op, practicum, or field experience where they applied what they were learning in the classroom.
- **74%** had a job (full time or part time; on or off campus) where they applied what they were learning in the classroom.
- **34%** worked on a project that took a semester or more to complete (e.g., capstone, senior design, senior performance project).
- **34%** were very active in extracurricular activities and organizations (e.g., leadership role, or involved in multiple organizations such as RSO, intramurals, club sports, or volunteerism).



89%

Experiences at WMU

- **97%** had at least one instructor who made them excited about learning.
- **89%** felt that their instructors cared about them as a person.
- **57%** had a mentor who encouraged them to pursue their goals and dreams.
- **87%** said that their education and experience as a student at WMU prepared them for their profession.



Edward Jones

Master of Business Administration, 2021

Site Manager at Cherry Health

I work for the largest Federally Qualified Health Center (FQHC) in Michigan. The role is extremely rewarding as I have an opportunity to benefit my community by providing quality care for those who may not otherwise have access; at-risk, underserved, and culturally diverse populations.

Although I'm still growing and learning, hands down, my military service and the WMU MBA program were the most critical part of my journey.

Accountancy

93% of undergraduate and 100% of graduate degree recipients were actively engaged.

	Undergraduate		Graduate degrees	
	Count	Percent	Count	Percent
Actively Engaged	68	93%	29	100%
Employed full time	38	52%	28	97%
Continuing education	30	41%	1	3%
Not Actively Engaged	5	7%	-	-
Looking for work	3	4%	-	-
Personal commitments	2	3%	-	-

Full-Time Employment

- Median salary for all degrees was \$55,001 - \$60,000 (33 responses).
- 82% had a job in Michigan.
- 87% had a job related to their degree.
- 97% were satisfied with their job.

Internships

Baker Tilly	America	Hormel Foods	Plante Moran
BDO	Doeren Mayhew	James & Spriggate	Porte Brown
Beene Garter	Dow Chemical	Kellogg's	PwC
CG Financial Services	Eaton	Kinexus Group	Rehmann
Crowe	Ernst & Young	KPMG	Seber Tans
Deloitte	Flowserve	McKeown and Kraai CPA	Walt Disney World
Diehl Controls North	Greenleaf Trust	MDOT	Yeo and Yeo

Job Titles and Employers

Accountant at Three Rivers Health	Internal Auditor at Advia Credit Union
Accounting Specialist at Kalsee Credit Union	Investor Reporting Specialist at Amerifirst
Accounting Specialist I at Advia Credit Union	Property Accountant at Mission Rock Residential
Accounts Payable Specialist at Robert Half	Risk Assurance Associate at PwC
Accounts Payable Specialist at Tenneco	Senior Accountant at Seber Tans
Associate Accounting Specialist at Dow Chemical	Staff Accountant at Aston Carter
Assurance Associate at BDO	Staff Accountant at BKC
Assurance Staff 1 at Ernst and Young	Staff Accountant at Ernst & Young
Assurance Staff at Plante Moran	Staff Accountant at GT Independence
Audit Assistant at Deloitte	Staff Accountant at Hormel Foods
Audit Associate at BDO	Staff Accountant at KPEP
Audit Associate at KPMG	Staff Accountant at Yeo and Yeo
Auditor at Ernst & Young	Staff Auditor at BDO
Cost Accountant at TH Plastics	Staff Auditor at Gabridge
Entry-level Accountant at PricewaterhouseCoopers	Tax Accountant at The Connable Office
Financial Accounting Analyst at Greenleaf Trust	Tax Associate at Baker Tilly
Financial Advisor at Plante Moran	Tax Associate at BDO
Financial Solutions Specialist at Advia Credit Union	Tax Associate at KPMG
Global Tax Services Consulting Staff at Crowe	Tax Associate at PricewaterhouseCoopers

Continuing Education

Master's in Accountancy at Grand Valley State University
 Master's in Accountancy at University of Arizona
 Master's in Accountancy at University of Michigan
 Master's in Accountancy at WMU
 Master's in Business Analytics at Washington University
 Master's in Data Science at Pace University

Survey Population

	Degrees	Response Rate	
	All Degrees	102	58%
Bachelor's	146	37	50%
Master's	30	29	97%

Advertising and Promotion

97% of undergraduate degree recipients were actively engaged.

	Count	Percent
Actively Engaged	35	97%
Employed full time	33	94%
Employed part time	2	6%
Not Actively Engaged	1	3%
Looking for work	1	3%

Full-Time Employment

- Median salary for all degrees was \$40,001 - \$45,000 (18 responses).
- 61% had a job in Michigan.
- 84% had a job related to their degree.
- 95% were satisfied with their job.

Job Titles and Employers

Account Coordinator at Level Agency	Marketing Coordinator at Summit Point Roofing
Account Coordinator at PulsePoint	Media Services Associate at Merkle
Advancement Intern at the Kalamazoo Institute of Arts	Program / Marketing Administrator at Centrepolis Accelerator
Assistant Account Executive at Doner	Program Administrator at OneMagnify
Assistant Account Executive at Wunderman Thompson	QA Automation Engineer at Loop Software Testing Services
Associate Digital Activation at OMD	Recruiter at Insight Global
Associate Planner at Mindshare	Sales Representative at Proforma Printhouse
Creative Services Producer at Nexstar	Technical Staffing Recruiter at TEKSystems
Digital Activation Associate at Dentsu	Wine Sales Specialist at Republic National Distributing Company
Event Marketing Specialist at TTI	
Junior Designer at Wynddham	
Marketing Coordinator at Bottles Nation	

Internships

103.5 WAWL LP	Lucas Howard Group	Orbitform
Amplify Marketing	Meijer	Proforma Printhouse
Bottles Nation	Metro Airport	Quicken Loans
Create TC	Novoselsky Media	SpartanNash
Green Street Marketing	Oh, Hello Branding Group	Think Freely Marketing Group
Kellogg's		Tiny Bull Marketing

Survey Population

	Degrees Awarded	Response Rate
Bachelor's	36	36 100%

Business Administration

95% of graduate degree recipients were actively engaged.

	Count	Percent
Actively Engaged	79	95%
Employed full time	74	89%
Employed part time	2	2%
Continuing education	3	4%
Not Actively Engaged	4	5%
Looking for work	4	5%

Full-Time Employment

- Median salary for all degrees was \$67,501 - \$72,500 (32 responses).
- 76% had a job in Michigan.
- 91% had a job related to their degree.

Continuing Education

Doctorate in Education and Human Development at WMU

Master's in Spirituality, Culture and Health at WMU

Internships

Emergent Systems

Global Impex USA

Lingco Language Labs

Pridgeon and Clay

SalesPage

Stafford-Smith

Titan Advanced Energy Solutions

Wells Fargo


Survey Population

	Degrees Awarded	Response Rate
Master's	94	83 88%

Business Administration

Job Titles and Employers

Admin/Business Assistant at Dulles Engineering	Marketing Specialist at SalesPage Technologies
Agency Development Manager at Colonial Life	Materials Manager at Flow-Rite Controls
Associate at JP Morgan Chase	Midstream Data Analyst at Experis
Associate Supply Planning Manager at Stryker	Partnerships Sales Associate at Ethos Life
Branch Manager at Advia Credit Union	Plant Manager at Roskam Baking Company
Business Analyst at Genius Minds	Project Manager at Stafford-Smith
Business Analyst at Meijer	Project Manager Intern at Village Book Builders
Business Analyst at State of North Carolina	RFP Coordinator and Data Analyst at Forensic Fluid Laboratories
Business Intelligence Developer at American Equity	Sales Coordinator at Prairie Farms
Category Specialist at JLG Industries	Senior Accountant at New Markets Support Company
Chief Operating Officer at Sebright Products	Senior Admission Counselor at WMU
Claims Adjuster at Progressive Insurance	Senior Consultant at JFSW Consulting
Claims Coordinator at Wolverine Mutual Insurance	Senior Financial Analyst at Eaton
Clinical Pathology Training Associate at Charles River Laboratories	Senior Project Manager at Progressive AE
Compliance Manager at Waseyabek Development	Senior Project Manager at Stryker
Computer System Analyst at Getman	Senior Scientist at Chem Link
Consultant at Rego Consulting	Site Manager at Cherry Health
Corporate Risk Intelligence Analyst at Associated Bank	Sr. Analyst at Zoetis
Customer Supply Chain Representative at Perrigo	Sr. Manager New Product Team Leader at Pfizer
Development Engineer at Pridgeon and Clay	Sr. Manager, Revenue Growth Management at Kellogg's
Director of Sales and Scrap Purchasing at Real Alloy	Staff Accountant at Stonehenge Consulting
Electronic Data Capture Global Lead at Zoetis	Staffing Coordinator at Logistics Health
Financial Analyst at Metro Health	Tax Accountant at Patrick Industries
Franchise Business Consultant at Little Caesars	Transformation Strategist at Affirmant Health Partners
Industrial Engineer at ATGI	Travel and Expense Analyst at Steelcase
Information Technology Associate at Sports Info Solutions	Travel and Expense Supervisor at Wolverine Worldwide
Junior Underwriting Team Lead at AmeriSave Mortgage	Vice President / MercForce HCM Sales Officer at Mercantile Bank of Michigan
Manager of Manufacturing Programs at Eaton	Vice President at Brown Industries
Manufacturing Engineer at Stryker	Vice President Loan Originator at Sturgis Bank
Marketing Manager at Dinero	
Marketing Manager at Meijer	
Marketing Specialist at Gordon Food Service	



Business Information Systems

This section includes the following majors: Business Analytics, Computer Information Systems, Information Security, and Telecommunication and Information Management.

90% of undergraduate degree recipients were actively engaged.

	Count	Percent
Actively Engaged	44	90%
Employed full time	39	80%
Employed part time	2	4%
Continuing education	3	6%
Not Actively Engaged	5	10%
Looking for work	4	8%
Personal commitments	1	2%

Full-Time Employment

- Median salary for all degrees was \$42,501 - \$47,500 (18 responses).
- 87% had a job in Michigan.
- 85% had a job related to their degree.
- 80% were satisfied with their job.

Survey Population

	Degrees	Response Rate
Bachelors	67	49 73%

Job Titles and Employers

Business Analytics:

Business Analytics Consultant at PNC
Business Development and Financial Analyst at AMBE Engineering
Clinical Trials Associate at Global Clinical Connections
Data Analyst at Landscape Forms
Data Analyst at Stryker
Distribution Specialist at Perrigo
Finance Accelerated Rotational Program at Kellogg's
Mortgage Loan Officer Assistant at MiMutual Mortgage
Operations Analyst at Kellogg's
Sales Manager at Gentex

Computer Information Systems:

Analytics Associate at Charles River Laboratories
Associate Software Developer at Auto Owners Insurance
Computer Technician at Ministry of Health, Saudi Arabia
Customer Service Representative at Stryker

Customer Support Specialist at Streamline Healthcare Solutions
Data Analyst at American Bath Group
Distribution Specialist at Perrigo
Help Desk Analyst at NTT Data
Information Technology Help Desk Technician at Dimplex Thermal Solutions
Information Technology Technician at CSM Group
Integration Systems Engineer at GHX
Mechanical Technician at Saudi Iron and Steel
Network Technician at WMU
Software Development Trainee at Genesis10
System Administrator at SalesPage Technologies
Technician at World of CD-ROM

Information Security:

Detection and Investigation Analyst Sr at PNC
Network Administrator at WMU

Internships

AMBE
Global Clinical Connections
Kalamazoo Public Library
Kellogg's
R1RCM
Streamline Healthcare Solutions

Continuing Education

Master's in Business Administration at WMU
Master's in Cybersecurity at WMU

Digital Marketing and eCommerce

93% of undergraduate degree recipients were actively engaged.

	Count	Percent
Actively Engaged	13	93%
Employed full time	13	93%
Not Actively Engaged	1	7%
Looking for work	1	7%

Full-Time Employment

- Median salary for all degrees was \$40,001 - \$45,000 (6 responses).
- 80% had a job in Michigan.
- 75% had a job related to their degree.
- 100% were satisfied with their job.

Job Titles and Employers

Account Executive at Black Label Solutions
Account Executive at Hearst
Associate Marketing Analyst at DTE Energy
Associate SEO Analyst at GTB
Associate Strategist at MRM
Clinical Trials Associate at Global Clinical Connections
Digital Marketer at South Ventures
Digital Marketing Coordinator at PESI
Field Sales and Marketing Representative at Techtronic
Operation Specialist at RICEPO
Paid Media Coordinator at Career Now Brands
Search Coordinator at Razorfish

Internships

Avid Marketing Alliance
Downtown Detroit Partnership
Global Clinical Connections
Meijer
Men's League Sweaters
MyPocketMarketing
SMR Automotive

Survey Population

	Degrees Awarded	Response Rate
Bachelor's	36	14 39%

Entrepreneurship

100% of undergraduate degree recipients were actively engaged.

	Count	Percent
Actively Engaged	12	100%
Employed full time	12	100%

Full-Time Employment


- 83% had a job in Michigan.
- 83% had a job related to their degree.
- 75% were satisfied with their job.

Job Titles and Employers

Account Executive at Yelp
Bookkeeper at Vizidef
Financial Representative at Northwestern Mutual
Member Experience Representative at Consumers Credit Union
Operations Supervisor at All Type Landscape
President/CEO at Impak Marketing and Promotions
Regional Director at True Lacrosse
Sales Associate at Ace Hardware
Sales Associate at Lippert
Sales Consultant at Ashley Furniture Homestores
Talent Advisor at CloserIQ

Survey Population

	Degrees Awarded	Response Rate
Bachelor's	16	12 75%



Finance

This section includes the following majors: Business Law, Finance, and Personal Financial Planning.

91% of undergraduate degree recipients were actively engaged.

	Count	Percent
Actively Engaged	93	91%
Employed full time	78	76%
Employed part time	3	4%
Continuing education	12	12%
Not Actively Engaged	9	9%
Looking for work	9	9%

Full-Time Employment

- Median salary for all degrees was \$45,001 - \$50,000 (31 responses).
- 71% had a job in Michigan.
- 86% had a job related to their degree.
- 84% were satisfied with their job.

Internships

BDO	Mann+Hummel
Buetow Asset Management	Mercantile Bank of Michigan
Canadian Imperial Bank of Commerce United States	Merrill Lynch
Chicago Title Insurance	Northwestern Mutual
Citrix Systems	OneMain Financial
Crowe	Plante Moran
Ecolab Abednego Environmental Services	PwC
Flagstar Bank	Rasor Law Firm Quicken Loans
Gallagher-Kaiser Corporation	Rock Central
Gast Manufacturing	Rose Street Advisors
Greenleaf Trust	Special-Lite
Huck Bouma	Tenmou
HUMANeX Ventures	Unifab
Kellogg Community Credit Union	Westrock
Kuwait Finance House	Wolf Advisory Services

Continuing Education

JD at Michigan State University
JD at University of Detroit Mercy
Master's in Accountancy at University of Melbourne
Master's in Accountancy at WMU
Master's in Business Administration at Brock University
Master's in Business Administration at WMU
Master's in Finance at Hong Kong University of Science and Technology
Master's in Finance at Shanghai University of Finance and Economics


Finance

Job Titles and Employers

Accounting Associate at Acrisure	Financial Planning Associate at Bright Financial Advisors
Accounting Associate at SiteOne	Financial Planning Specialist at Wales Wealth Management Group
Accounts Payable Specialist at Trinity Health	General Manager at H&B Market
Accounts Receivable Administrator at Applied Imaging	Global Tax Services Consulting Staff at Crowe
Buyer at IDEX	Insurance Sales Representative at State Farm
CDO Deal Administrator at US Bank	Inventory Control Associate at Flash Global Logistics
Client Service Associate at Sanford Advisory	IT Service Management Analyst at Aramco
Community Development Coordinator at Aetna	Junior Financial Consultant at Florida Financial Advisors
Controller at Rhino Trailers	Junior Research Associate at Greenleaf Trust
Corporate Accounts Support Analyst at Magid Glove and Safety	Junior Treasury and FP&A Analyst at United Wholesale Mortgage
Credit Analyst at Huntington National Bank	Licensed Realtor at Jaqua Realtors
Customer Relationship Advocate at Fidelity Investments	Loan Partner at Kalamazoo Mortgage
Customer Service Representative at Macatawa Bank	Mortgage Banker at Rocket Mortgage
Finance Accelerated Rotational Program at Kellogg's	Mortgage Loan Originator at Castle Mortgage
Finance Coordinator at Tenneco	Product Support Specialist at TaxBit
Financial Advisor at Equitable Advisors	Program Analyst at PNC
Financial Advisor at Generations Financial Planning	Project Coordinator at Ledcor
Financial Advisor at Great Lakes Bay Financial	RS Distributions at Millennium Trust Company
Financial Advisor at Plante Moran	Sales Development Representative at Phreesia
Financial Analyst at Magna International	Secondary Marketing Specialist at Amerifirst
Financial Analyst at PNC	Senior Underwriter at United Wholesale Mortgage
Financial Analyst at Saudi Ethraa	Trust Funding Paralegal at David L Carrie Law Office
Financial Analyst at Stryker	Underwriter at United Wholesale Mortgage
Financial Analyst at Summit Pointe Financial Planning	Wealth Management Assistant at Greenleaf Trust
Assistant at Wolf Advisory Services	

Survey Population

	Degrees Awarded	Response Rate
Bachelor's	174	102 59%



Food and Consumer Package Goods Marketing

86% of undergraduate degree recipients were actively engaged.

	Count	Percent
Actively Engaged	18	86%
Employed full time	18	86%
Not Actively Engaged	3	14%
Looking for work	3	14%

Full-Time Employment

- Median salary for all degrees was \$55,001 - \$60,000 (11 responses).
- 59% had a job in Michigan.
- 82% had a job related to their degree.
- 82% were satisfied with their job.

Job Titles and Employers

Brand Coordinator at SpartanNash
 Category Leadership Analyst at JM Smucker
 Consumer Products Sales Representative at Hormel Foods
 Customer Development Associate at Kimberly Clark
 Field Sales Representative at Mike's Hard Lemonade
 Field Sales Representative at Nestle
 Junior Account Manager at Initium Consulting
 Management Trainee at Enterprise
 Merchandiser at Breakthru Beverage Group
 Merchandiser at Republic National Distributing Company
 Retail Chain Wine Consultant at Great Lakes Wine and Spirits
 Retail Sales Representative at Hershey
 Sales LPA at KeHE
 Sales Representative at Hormel Foods
 Talent Acquisition Specialist at Insight Global

Internships

Constellation Brands
 E&J Gallo Winery
 Great Lakes Wine and Spirits
 Healthbridge Financial
 Hormel Foods
 Imperial Beverage
 J. M Smucker
 Kimberly Clark
 Kroger
 Land O'Frost
 Meijer
 Merrill Lynch
 One Welling Brewing
 Seak Financing
 SpartanNash

Survey Population

	Degrees Awarded		Response Rate
Bachelor's	30	21	70%

Health Informatics and Information Management

100% of undergraduate degree recipients were actively engaged.

	Count	Percent
Actively Engaged	6	100%
Employed full time	6	100%

Full-Time Employment

- 67% had a job in Michigan.
- 100% had a job related to their degree.
- 100% were satisfied with their job.

Job Titles and Employers

Associate Analyst at Spectrum Health

Business Systems Analyst at AbbVie

Credentialing Specialist at Aya Healthcare

Customer Support Specialist at Streamline Healthcare Solutions

Inpatient Unit Clerk at Mott's Children's Hospital

Payroll Time Analyst at Applied Materials


Internships

AbbVie

Spectrum Health

Survey Population

	Degrees Awarded	Response Rate
Bachelor's	9	67%



Human Resources Management

98% of undergraduate degree recipients were actively engaged.

	Count	Percent
Actively Engaged	42	98%
Employed full time	33	77%
Continuing education	8	19%
Military service	1	2%
Not Actively Engaged	1	2%
Looking for work	1	2%

Full-Time Employment

- Median salary for all degrees was \$45,001 - \$50,000 (17 responses).
- 81% had a job in Michigan.
- 77% had a job related to their degree.
- 100% were satisfied with their job.

Survey Population

	Degrees	Response Rate
Bachelor's	53	43 81%

Job Titles and Employers

Accounting Specialist at St Julian Winery
 Admin / Recruiter at Brilliant General Maintenance
 Business Analyst at DaVita Kidney Care
 Carrier Sales Representative at Coyote Logistics
 Front Office Coordinator at Express Employment
 General Manager at Tropical Smoothie Café
 Human Resource Administrative Assistant at Benteler
 Human Resource Assistant at Goodwill Industries of Southwestern Michigan
 Human Resources Coordinator at Amazon
 Human Resources Coordinator at Greif
 Human Resources Coordinator at Lippert
 Human Resources Coordinator at Summit Polymers

Human Resources Coordinator at Zoetis
 Leadership Development Associate at Parker Hannifin
 Operations Manager at Target
 Recruiter at Acument Global Technologies
 Recruiter at Gun Lake Casino
 Recruiter at Workbox Staffing
 Recruitment Coordinator at Girl Scouts of Southeastern Michigan
 Sales Representative at Allstate Benefits
 Sr. Human Resources Assistant at Amazon
 Talent Acquisition Specialist at Integra Partners
 Underwriter at United Wholesale Mortgage
 Vehicle Coordination Manager at Argus Corporation
 Work Team Enabler at Pfizer

Internships

Amazon	DaVita Kidney Care	Lippert	Ralph Moyle
American Axel	Gun Lake Casino	Meijer	Schupan Summit
Aptar	JOURNi	Parker Hannifin	PolymersTarget
Benteler Automotive	Kalsec	Postle Extrusion	Walt Disney World
Berndorf			

Continuing Education

Master's in Human Resources at MSU
 Master's in Industrial and Labor Relations at University of Illinois
 Master's in Social Work at WMU

Integrated Supply Management

98% of undergraduate degree recipients were actively engaged.

	Count	Percent
Actively Engaged	75	93%
Employed full time	70	86%
Employed part time	1	1%
Continuing education	3	4%
Military service	1	1%
Not Actively Engaged	6	7%
Looking for work	5	6%
Personal commitments	1	1%

Full-Time Employment

- Median salary for all degrees was \$60,001 - \$65,000 (44 responses).
- 61% had a job in Michigan.
- 89% had a job related to their degree.
- 93% were satisfied with their job.

Internships

3eye Technologies	Glanbia Performance Nutrition	Marathon
Autokiniton Global Group	Honda	New Center Stamping
Bontaz Centre	Graphic Packaging International	New Day Foundation
Brunswick	Griffin Beverage	NSF International
Coopersville and Marne Railway	Haggerty Logistics	Owens Corning
Denso	HLF Furniture	Plastic Omnium Bronson
Detroit Radiant Product	IDEX Corporation	Reynolds American
Dobson Industrial	John Deere	Ryder Systems
East Jordan Iron Works	Kellogg's	Seneca Holdings
Eaton	Kepler Consulting	Two Men and a Truck Corporate
Fastenal	Lacks Enterprises	U.S. Army
FCA-Fiat Chrysler Automobiles	Landscape Forms	Unifab
Flowserve	Leer Corporation	Vibracoustic
Ford Motor Company	Magna International	Wacker Chemical
Gast Manufacturing	Mann+Hummel	Wamira Procurement

Continuing Education

Master's in Business Administration at Arizona State
Master's in Business Administration at Shanghai Jiao Tong University

Integrated Supply Management

Job Titles and Employers

Account Executive at Arrive Logistics	Operations Supervisor at Meijer
Air Operations Controller at Amazon	Outbound Operations Assistant at Detroit Radiant Products
Analyst at Bush Brothers and Company	Procurement Manager at Dobson Industrial
Area Manager at Amazon	Procurement Operations Coordinator at Kellogg's
Business Development Manager at Yard Management Solutions	Procurement Specialist at NEOM
Buyer at IDEX	Procurement Specialist at Red Sea Development
Buyer at Moeller Aerospace	Production Control Specialist at TRMI
Buyer II at Evoqua Water Technologies	Production Planner at James Hardie
Core Purchasing FCG at Ford Motor Company	Purchase Coordinator at Time Wholesalers
Customer Operations at Molo Solutions	Purchasing Analyst at Blevins
Data Analyst at Stryker	Purchasing Analyst at Dexter Axle
Demand Planner at Evoqua Water Technologies	Purchasing Associate at Viastore Systems North America
Drug Product Planner at Pfizer	Quality and Claims at Ford Motor Company
Facilities Manager at TRMI	Regional Planning Supervisor at Lowes
Financial Aid Representative at WMU Homer Stryker M.D. School of Medicine	Steel Buyer at New Center Stamping
Global Purchasing and Supply Chain TRACK Rotation at General Motors	Supply Chain Analyst at Lacks Enterprises
Global Supply Chain TRACK Program Participant at General Motors	Supply Chain Analyst at Landscape Forms
Inbound Operations Assistant at Detroit Radiant Products	Supply Chain Analyst at Nutrien Ag Solutions
Industrial Engineer at Whirlpool	Supply Chain Analyst at Parker Hannifin
Inventory Replenishment Planner at Signode	Supply Chain Associate at Kohler
Leadership Development Program Associate at Graphic Packaging	Supply Chain Associate at Parker Hannifin
Leadership Development Program at Ryder Supply Chain Solutions	Supply Chain Leadership Development Associate at Owens Corning
Logistics Assistant Manager at Superior Management	Supply Chain Planner at Entegris
Logistics Representative at C. H. Robinson	Supply Chain Rotational Program at Hyster-Yale Group
Material Planner at Benteler Automotive	Supply Chain Specialist at Pfizer
Material Planner / Scheduler at American Axle and Manufacturing	Supply Planning at Kellogg's
Materials Planner at Parker Hannifin	Supply Planning in SLP Operations at Stanley Black and Decker
North American Rail Specialist and Product Planner at Dow Chemical	Terminal Trainmaster at BNSF Railway
Operations Development Associate at Donaldson	TRACK- Purchasing at GM
Operations Manager at FedEx	Transportation Manager at Werner Enterprises
	Transportation Supervisor at UPS Healthcare
	Underwriter at United Shore
	Underwriter at United Wholesale Mortgage

Survey Population

	Degrees	Response Rate
Bachelor's	93	81
		87%

Leadership and Business Strategy

93% of undergraduate degree recipients were actively engaged.

	Count	Percent
Actively Engaged	13	93%
Employed full time	13	93%
Not Actively Engaged	1	7%
Looking for work	1	7%

Full-Time Employment

- 64% had a job in Michigan.
- 100% had a job related to their degree.
- 86% were satisfied with their job.

Job Titles and Employers


Area Manager at Amazon
Associate Account Executive at Amazon
Business Analyst at Meijer
Director of Operations at Helpful Real Estate
Event Marketing Specialist at TTI
Manager at CED
Regional Director at True Lacrosse
Sales Development Representative at Qualtrics
Sales Execution Representative at Whirlpool
Sales Representative at E&J Gallo

Internships

Ally Financial
E&J Gallo Winery
Perrigo
Quicken Loans
Rebel Nell
Rose Street Advisors
Unifab
Vista IT Amazon
West Michigan Environmental Action Council
Whirlpool

Survey Population

	Degrees Awarded	Response Rate
Bachelor's	15	14 93%



Management

91% of undergraduate degree recipients were actively engaged.

	Count	Percent
Actively Engaged	39	91%
Employed full time	32	74%
Employed part time	1	2%
Continuing education	5	12%
Military service	1	2%
Not Actively Engaged	4	9%
Looking for work	4	9%

Full-Time Employment

- Median salary for all degrees was \$42,501 - \$47,500 (14 responses).
- 77% had a job in Michigan.
- 81% had a job related to their degree.
- 73% were satisfied with their job.

Job Titles and Employers

Account Manager at American Marketing and Publishing
 Account Manager at JAC Products
 Accounting Associate at Tibble and Wesler, CPA PC
 Buyer at Depatie Fluid Power
 Carrier Sales Account Manager at Coyote Logistics
 Clinical Recruiter at Centria Healthcare
 Enterprise Recruiter at Modis
 Human Resources Coordinator at COG General Contracting Company
 Inside Sales at Ferguson Waterworks
 IT Support Specialist at Beztak Properties
 Loan Partner / Administrative Professional at Society Mortgage
 Lock Desk Analyst at Homepoint Logistics Account
 Executive at Total Quality Logistics
 Management Trainee at Enterprise
 Manager at Erbellis
 Manager at Godfather's Pizza
 Operations Analyst at My Choice Energy
 Operations Manager at UPS
 Procurement Specialist at NEOM
 Production Supervisor at Perrigo
 Project Manager at National Loss Prevention Solutions
 Sales Specialist at Kautex-Textron

Survey Population

	Degrees	Response Rate
Bachelor's	75	43 57%

Internships

Depatie Fluid Power
 Ferguson Waterworks
 JAC Products
 Northwestern Mutual
 Parker Hannifin
 Seak Financing
 Verizon
 Whirlpool

Continuing Education

Master's in Business Administration at WMU
 Master's in Public Health at DePaul University
 Master's in Sport Management at WMU

Marketing

92% of undergraduate degree recipients were actively engaged.

	Count	Percent
Actively Engaged	70	92%
Employed full time	62	82%
Employed part time	3	4%
Continuing education	4	5%
Military service	1	1%
Not Actively Engaged	6	8%
Looking for work	5	7%
Personal commitments	1	1%

Full-Time Employment

- Median salary for all degrees was \$40,001 - \$45,000 (23 responses).
- 75% had a job in Michigan.
- 83% had a job related to their degree.
- 67% were satisfied with their job.

Continuing Education

Master's in Business Administration at WMU
 Master's in Psychology at Ball State University
 Master's in Sports Coaching at Michigan State University

Job Titles and Employers

Account Manager at Hungerford Technologies
 Account Manager at JAC Products
 Account Manager at Motown Group Marketing
 Assistant Marketing Manager at Battle Creek Equipment
 Associate District Manager at ADP
 Data Analyst at Landscape Forms
 Developmental District Sales Manager at Nucor Building
 Digital Content Creator at Mainstreet Ventures
 Digital Strategist at Megaphone Marketing
 Ecommerce Specialist at Midwest Fastener
 Event Marketing Specialist at TTI
 Healthcare Recruiter at Mlee Healthcare Staffing
 Marketing Analyst at Blucora
 Marketing Analyst at South Ventures
 Marketing Assistant at Specialty Dental Brands
 Marketing Associate at PMG Digital Marketing Agency

Marketing Manager at MEGA Liquor and Smoke
 Member Experience Rep at Kalsee Credit Union Quality Asset
 Specialist at BlueOx Credit Union
 Real Estate Agent at Jaqua Realtors
 Retail Sales Representative at Hershey
 RPO Recruiter at EG Workforce Solutions
 Sales Administrator at CCX Technologies
 Sales and Marketing Representative at Culligan Ultrapure
 Sales Representative at Motown Marketing Group
 Sales Representative at West Side Beer Distributing
 Scouting Coordinator at Willis Sports Agents
 Senior Account Manager at England Logistics
 Social Media Coordinator at OMD
 Social Media Marketing Specialist at Crowdfreak
 Supply Specialist at Maple Leaf Foods
 Technical Recruiter at Reliance One

Internships

Ally Financial	General Motors	Lazada Group	Sysco
Battle Creek Equipment	Herman Miller	Pfizer	UFP Industries
Denso	Gryphon Place	Priority Health	Verizon
Detroit Dance City Festival	Haworth	Rebel Nell	Whirlpool
Diehl Controls	Kellogg's		

Survey Population

	Degrees	Response Rate
Bachelor's	102	76
		75%

Sales and Business Marketing

100% of undergraduate degree recipients were actively engaged.

	Count	Percent
Actively Engaged	77	100%
Employed full time	74	96%
Continuing education	3	4%

Full-Time Employment

- Median salary for all degrees was \$45,001 - \$50,000 (29 responses).
- 58% had a job in Michigan.
- 99% had a job related to their degree.
- 100% were satisfied with their job.

Survey Population

	Degrees	Response Rate
Bachelor’s	90	7786%

Job Titles and Employers

Account Executive at Amazon
 Account Manager at Coyote Logistics
 Account Manager at Gartner
 Account Manager at Paragon Technologies
 Account Manager at State Farm
 Account Representative at CDW
 Aftermarket Demand and Supply Planner at Eaton
 Associate Account Executive at Amazon
 Associate District Manager at ADP
 Business Analyst at Meijer
 Business Development Associate at StructureTec Group
 Business Development Associate at Gartner
 Business Development Consultant at Total Performance
 Business Development Specialist at Gartner
 Business Operations Associate at Microsoft
 Carrier Sales Representative at MoLo Solutions
 Commercial Consultant at Atlantic Bridge
 Digital Marketing Associate at Humphrey Products
 Director of Operations at Helpful Real Estate

Foodservice Sales Representative at Hormel Foods
 Inside Sales Representative at Alro Steel
 Inside Sales Representative at Fairway Packing
 Mortgage Banker at Rocket Mortgage
 Multi-Line Sales Rep at Chad Heeter State Farm
 Real Estate Agent at Wentwortht Real Estate Group
 Sales and Client Relationship Manager at Synchrony
 Sales at Whitmans Auto Sales
 Sales Consultant at ADP
 Sales Development Representative at Qualtrics
 Sales Development Representative at Service Express
 Sales Development Representative at Trace3
 Sales Engineer at Keyence
 Sales Execution Representative at Whirlpool
 Sales Manager at PepsiCo
 Sales Specialist at American First Finance
 Sales Trainee at SMC Corporation
 Salon Coordinator at Roots Beauty Lounge
 Title Clearance Vesting Analyst at Amrock

Internships

Amazon	Frito- Lay	Hantz Financial Services	StructureTec Group
Barstool Sports	Get It Called	Humphrey Products	Thomson Reuters
Comcast	GfG Instrumentation	Kellogg's	Vista IT
Coyote	Gordon Water Systems	Perrigo	Whirlpool
E&J Gallo Winery	H&R Block	Quicken Loans	

Continuing Education

Master's in Business Administration at Arizona State
 Master's in Business Administration at WMU



WESTERN MICHIGAN UNIVERSITY

College of Health
and Human Services



A'miya Ezell-Taylor

***Bachelor of Science in healthcare
services and sciences, 2020***

**Permanent Supportive Housing
Coordinator at Every Woman's Place**

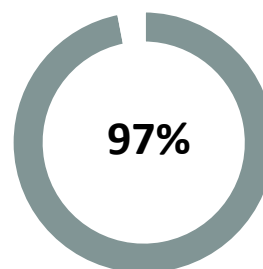
The internship experience I had really impacted the choice of my career path. I completed my internship at Every Woman's Place. I learned so many new skills, and I was able to participate in many roles. I recommend that each student pick an internship that challenges them and helps them grow. The responsibility at the internship site should promote growth and allow one to step out of their comfort zone.

While at WMU, remember that life happens. Things always change. It is also okay to change your mind at any point in your life. Always go with what feels right to you, even if it is out of the ordinary. The right career path will find you if you are actively searching. Try new things, volunteer, and always ask questions. The first job you get may not be the career of your dreams, but each experience adds to your journey and in the end helps you grow in many ways. The relationships you build with others also matter. Always be dependable and flexible.

Health and Human Services

Post-Graduation Activity

97% of Health and Human Service graduates were actively engaged



	All HHS		Undergraduate		Graduate degrees	
	Count	Percent	Count	Percent	Count	Percent
Actively Engaged	583	97%	295	97%	288	96%
Employed full time	403	67%	152	50%	251	84%
Employed part time	15	2%	2	< 1%	13	4%
Continuing education	163	27%	139	46%	24	8%
Military service	2	< 1%	2	< 1%	-	-
Not Actively Engaged	21	3%	10	3%	11	4%
Looking for work	18	3%	8	3%	10	3%
Personal commitments	3	< 1%	2	< 1%	-	-
Overall Totals	604	100%	305	100%	299	100%

Survey Population

The Post-Graduation Activity Survey was sent to all of 821 students who earned a degree from the college of Health and Human Services between August 2020 and June 2021.

	Degrees Awarded	Response Rate	
All Health & Human Services	821	604	74%
Bachelor's	434	305	70%
Master's	347	271	78%
Doctoral	16	15	94%
Postbaccalaureate Certificate	24	13	54%

Continuing Education

- **27%** of Health and Human Services respondents (46% undergraduate and 8% graduate degree recipients) are continuing education after graduating from WMU.
- **70%** are pursuing master's degrees, 14% doctoral degrees, 9% are studying for licensure, 4% bachelor's degrees, 2% certification programs, and 1% are taking additional classes.
- **77%** are continuing education at WMU, and the remaining 23% are attending 21 different institutions.

Health and Human Services

Full-Time Employment

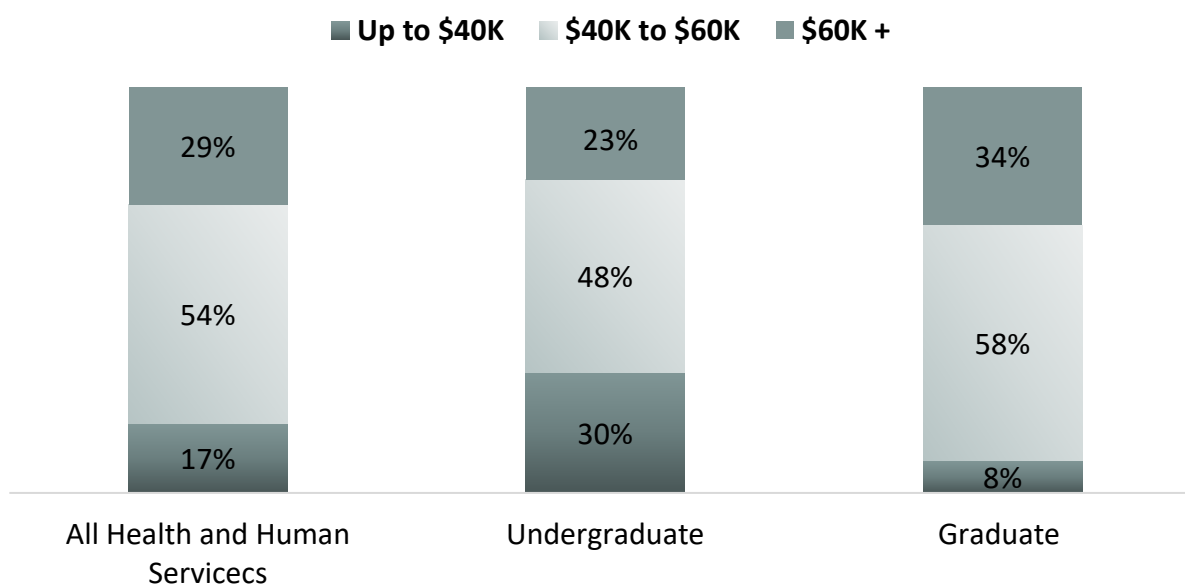
- **67%** were **employed full time**.
- Median salary was **\$50,001-\$55,000** (162 responses).
- **84%** had a job in **Michigan**.
- **95%** had a job **related** to their degree.
- **90%** were **satisfied with their job**.

Top Employers

AmeriCorps	Henry Ford Health System	Michigan Department of Health and Human Services
Arbor Circle	Hope Network	Michigan Medicine
Ascension	Mary Free Bed Rehabilitation Hospital	Spectrum Health
Beaumont Health	McLaren	WMU
Berrien RESA	Mercy Health	YWCA
Bronson		

Salary Ranges for Full-Time Employment

	25 th Percentile	50 th Percentile	75 th Percentile	Responses
All HHS	\$40,001 - \$45,000	\$50,001 - \$55,000	\$60,001 - \$65,000	162
Undergraduate	\$35,001 - \$40,000	\$45,001 - \$50,000	\$55,001 - \$60,000	71
Graduate	\$40,001 - \$45,000	\$50,001 - \$55,000	\$60,001 - \$65,000	91

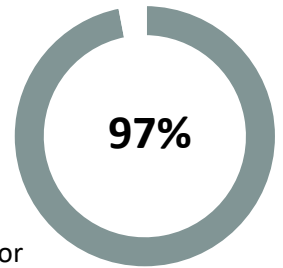


Health and Human Services

Experiential Education- All HHS

97% of WMU graduates completed at least one experiential education activity.

- **85%** had an internship, co-op, practicum, or field experience where they applied what they were learning in the classroom.
- **64%** had a job (full time or part time; on or off campus) where they applied what they were learning in the classroom.
- **35%** worked on a project that took a semester or more to complete (e.g., capstone, senior design, senior performance project).
- **39%** were very active in extracurricular activities and organizations (e.g., leadership role, or involved in multiple organizations such as RSO, intramurals, club sports, or volunteerism).



Top Internship Employers

Ascension	Detroit Medical Center	Mary Free Bed Rehabilitation Hospital
Beaumont	Gryphon Place	Spectrum Health
Bethany Christian Services	Kalamazoo Psychiatric Hospital	WMU Unified Clinics
Bronson	KPEP	YWCA

Experiences at WMU

- **98%** had at least one instructor who made them excited about learning.
- **93%** felt that their instructors cared about them as a person.
- **76%** had a mentor who encouraged them to pursue their goals and dreams.
- **94%** said that their education and experience as a student at WMU prepared them for their profession.



Holly Young

Bachelor of Science in public health, 2020

**Health Educator
at Van Buren/Cass District Health Department**

I interned through the organization where I am currently employed, which helped me obtain real-world experience in the field I was most interested in. I had the opportunity to observe public health professionals, and how they are impacting their communities. My internship led to a full-time job, where I am continuing to learn and grow within the organization.

My professors in the public health program helped immensely during my time at WMU. They presented multiple opportunities for volunteer work and career development events.

CHHS – Undergraduate Degrees

Full-Time Employment

- **50%** were **employed full time**.
- Median salary was **\$45,001-\$50,000** (71 responses).
- **88%** had a job in **Michigan**.
- **94%** had a job **related** to their degree.
- **86%** were **satisfied with their job**.

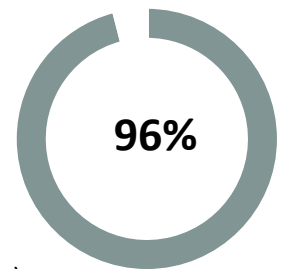
Top Employers

AmeriCorps	Berrien RESA	Mary Free Bed	Michigan Medicine
Arbor Circle	Bronson	McLaren	Spectrum Health
Ascension	Henry Ford Health System	Mercy Health	YWCA
Beaumont Health	Hope Network	Michigan HHS	

Experiential Education

96% of WMU graduates completed at least one experiential education activity.

- **80%** had an internship, co-op, practicum, or field experience where they applied what they were learning in the classroom.
- **65%** had a job (full time or part time; on or off campus) where they applied what they were learning in the classroom.
- **31%** worked on a project that took a semester or more to complete (e.g., capstone, senior design, senior performance project).
- **48%** were very active in extracurricular activities and organizations (e.g., leadership role, or involved in multiple organizations such as RSO, intramurals, club sports, or volunteerism).



Experiences at WMU

- **98%** had at least one instructor who made them excited about learning.
- **88%** felt that their instructors cared about them as a person.
- **73%** had a mentor who encouraged them to pursue their goals and dreams.
- **92%** said that their education and experience as a student at WMU prepared them for their profession.



Aubrey Reynolds-Erspamer

Bachelor of Science in nursing, 2020

Registered Nurse at Vidant Medical Center in North Carolina

In my role as a medical surgical nurse, I take care of patients with a wide variety of diagnoses.

I faced some of my biggest challenges going through nursing school, but the WMU nursing instructors gave continuous support and motivation that allowed me to become the nurse I am today!

For those that want to go into a career of caring for others, I would say follow your heart because no matter the challenge, you'll always feel successful when you can help someone in even the smallest way.

CHHS – Graduate Degrees

Full-Time Employment

- **84%** were **employed full time**.
- Median salary was **\$50,001-\$55,000** (91 responses).
- **82%** had a job in **Michigan**.
- **96%** had a job **related** to their degree.
- **92%** were **satisfied with their job**.

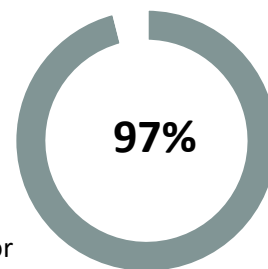
Top Employers

Ascension	Kalamazoo Public Schools	Lincoln Park Public Schools	Paw Paw Public Schools
Battle Creek Public Schools	Kalamazoo RESA	Martin Public Schools	Portage Public Schools
Bloomington Schools	Lakeview Schools	Otsego Public Schools	Spectrum Health
Comstock Public Schools			YMCA

Experiential Education

97% of WMU graduates completed at least one experiential education activity.

- **91%** had an internship, co-op, practicum, or field experience where they applied what they were learning in the classroom.
- **63%** had a job (full time or part time; on or off campus) where they applied what they were learning in the classroom.
- **39%** worked on a project that took a semester or more to complete (e.g., capstone, senior design, senior performance project).
- **28%** were very active in extracurricular activities and organizations (e.g., leadership role, or involved in multiple organizations such as RSO, intramurals, club sports, or volunteerism).



Experiences at WMU

- **97%** had at least one instructor who made them excited about learning.
- **99%** felt that their instructors cared about them as a person.
- **80%** had a mentor who encouraged them to pursue their goals and dreams.
- **97%** said that their education and experience as a student at WMU prepared them for their profession.



Alexis Kwasniewicz

***Master of Arts in Occupational Therapy,
2020***

**Direct Support Professional
at Center for Disability Services**

I take adults with intellectual and developmental disabilities out into the community to volunteer, go shopping, walk around a park. The most rewarding part of my job is the connections I have made with these individuals. Seeing them smile brightens my day. I will remember these individuals for the rest of my life.

Blindness and Low Vision Studies

100% of graduate degree recipients were actively engaged.

	Count	Percent
Actively Engaged	13	100%
Employed full time	12	92%
Continuing education	1	8%

Full-Time Employment

- Median salary for all degrees was \$47,501 - \$52,500 (6 responses).
- 20% had a job in Michigan.
- 100% had a job related to their degree.
- 100% were satisfied with their job.

Job Titles and Employers

Advocate at Center on Deafness-Inland Empire
 AT/VI/O&M Services Coordinator at Allied Instructional Services
 Certified Orientation and Mobility Specialist at Leader Dogs for the Blind
 O&M Specialist at SCUCISD
 Senior Rehabilitation Specialist at State of Florida Blind Services Division
 TCVI at CESA 3
 Teacher of the Visually Impaired at Berrien RESA
 Teacher of the Visually Impaired at Vision Forward
 Vision Aide at Muskegon Public Schools
 Vision Rehabilitation Assistant at Alabama Department of Rehabilitation Services
 Vision Rehabilitation Therapist at Alabama Department of Rehabilitation Services

Internships

ADRS
 AIS
 Alabama Department of Reagan Services
 Berrien RESA
 CESA 3
 Colorado School for the Deaf and the Blind
 SCUCISD
 The Rehabilitation Center for the Blind and Visually Impaired

Continuing Education

Doctorate in Counselor Education at WMU

Survey Population

	Degrees Awarded	Response Rate	
All Degrees	16	13	81%
Master's	12	10	83%
Postbaccalaureate Certificate	4	3	75%

Health and Human Services Certificates

This section includes the following programs: Alcohol and Drug Abuse, Aging Studies, Gerontology, and Integrative Holistic Health and Wellness.

100% of certificate recipients were actively engaged.

	Count	Percent
Actively Engaged	12	100%
Employed full time	7	58%
Employed part time	1	8%
Continuing education	4	33%

Full-Time Employment

- 83% had a job in Michigan.
- 67% had a job related to their degree.
- 80% were satisfied with their job.

Job Titles and Employers

Gerontology:

Executive Assistant at WMU

Occupational Therapist at Advantage Living Centers

Integrative Holistic Health and Wellness:

Administrative Assistant Senior at WMU

Care Manager at Centra Wellness

Social Worker at Logan Autism Learning Center

Internships

Lakeland Southshore

Psychiatric and Psychological Specialties

Rehabilitation Institute of Michigan

Spectrum Health

Continuing Education

Doctorate in Interdisciplinary Studies at WMU

Master's in Counseling Psychology at WMU

Master's in Public Health at WMU



Survey Population

	Awarded		Response Rate
Postbaccalaureate Certificate	22	12	55%

Healthcare Services and Sciences

97% of undergraduate degree recipients were actively engaged.

	Count	Percent
Actively Engaged	145	97%
Employed full time	53	36%
Continuing education	92	62%
Not Actively Engaged	4	3%
Looking for work	3	2%
Personal commitments	1	1%

Survey Population

	Degrees	Response Rate
Bachelor's	214	149 70%

Full-Time Employment

- Median salary for all degrees was \$30,001 - \$35,000 (17 responses).
- 88% had a job in Michigan.
- 83% had a job related to their degree.
- 53% were satisfied with their job.

Job Titles and Employers

Associate Sales Representative at DJO Surgical
 Behavior Technician at Quality Care Rehabilitation and Autism
 Behavioral Health Technician at Autism Centers of Michigan
 Behavioral Therapist at Lighthouse Autism Center
 Biological Safety Specialist at NAMSA
 Business Development Representative at Interim Healthcare
 Clinical Research Assistant at Henry Ford Health System
 Co-Managing Partner at Vista Springs Holland Meadows
 Customer Service Representative at Sedgwick
 Data Coordinator at Integrated Health Partners
 Director of Client Services at Homewatch CareGivers
 Eligibility Specialist at Michigan HSS

Medical Assistant at Maternal Fetal Specialists
 Medication Technician at Heritage Community of Kalamazoo
 Physical Therapist Assistant at Neil King Physical Therapy
 Physician Practice Coordinator at Ascension
 Practice Support Assistant at Bronson
 Program Facilitator at Prevention Works
 Senior Talent Assessment Specialist at Adecco
 Senior Verification of Employment Specialist at Quicken Loans
 Sr. Principal Clinical Specialist at Medtronic
 Surgical Scrub Technician at Advanced Eye Surgery Center
 Testing Diagnostic Specialist at Wayne Health
 Medical Laboratory Technician at Ascension
 Safe Routes to Health at AmeriCorps

Continuing Education

Bachelor's in Nursing at Illinois State University
 Bachelor's in Nursing at Lewis University
 Bachelor's in Nursing at University of Michigan
 Doctorate in Audiology at Central Michigan University
 Doctorate in Audiology at WMU
 Doctorate in Occupational Therapy at WMU
 Doctorate in Physical Therapy at WMU
 Master's in Forensic Psychology at Arizona State University

Master's in Healthcare Administration at GVSU
 Master's in Occupational Therapy at North Central College
 Master's in Occupational Therapy at Wayne State University
 Master's in Occupational Therapy at WMU
 Master's in Orientation and Mobility at WMU
 Master's in Physician Assistant at WMU
 Master's in Public Health at Wayne State University
 Master's in Social Work at Grand Valley State University
 Master's in Vision Rehabilitation Therapy at WMU

Internships

Absolute Home Health and Medical Staffing
 Ascension
 Beacon Specialized Living
 Bronson
 Center for Disabilities Services
 Centria Healthcare
 Children's Trauma Assessment
 F.I.R.E.
 Gryphon Place
 Heritage Community
 iScribeMD
 Kalamazoo Literacy Council
 Kzoo Psychiatric Hospital
 KRESA

My Recess Therapy
 Neuropsychology Associates
 Oaklawn
 Park Village Pines Assisted Living
 Portland Assisted Living
 Prevention Works
 Right At Home
 Senior Care Partners PACE
 Start Smiling Dental
 Vibrant Life Senior Living
 Vitality Healthcare
 WMU Centers for Disability Services
 WMU Unified Clinics

Interdisciplinary Health Sciences

100% of graduate degree recipients were actively engaged.

	Count	Percent
Actively Engaged	7	100%
Employed full time	7	100%

Full-Time Employment

- 100% had a job in Michigan.
- 71% had a job related to their degree.
- 100% were satisfied with their job.

Job Titles and Employers

Biostatistician at Blue Cross Blue Shield
Cardiac Electrophysiology Physician Assistant at Mercy Health
Clinical Rehab Specialist at Spectrum Health
Director of Memory Care at Heritage Community of Kalamazoo
Faculty at University of Michigan
School-Based Occupational Therapist at Livonia Public Schools

Survey Population

	Degrees Awarded		Response Rate
Doctoral	8	7	88%



Nursing

99% of undergraduate degree recipients were actively engaged.

	Count	Percent
Actively Engaged	77	99%
Employed full time	73	94%
Employed part time	1	1%
Continuing education	1	1%
Military service	2	3%
Not Actively Engaged	1	1%
Personal commitments	1	1%

Full-Time Employment

- Median salary for all degrees was \$55,001 - \$60,000 (43 responses).
- 86% had a job in Michigan.
- 100% had a job related to their degree.
- 98% were satisfied with their job.

Survey Population

	Degrees	Response Rate
Bachelor's	118	78
		66%

Job Titles and Employers

Acute Care Internal Medicine Nurse at Michigan Medicine
 Cardiology PCU RN at Mayo Clinic Rochester
 Clinical Instructor at WMU Stryker M.D. School of Medicine
 Emergency Room RN at Ascension
 Graduate Nurse at Bronson
 ICU Nurse at Henry Ford Allegiance Health
 Intensive Care Nurse at Bronson
 Neonatal IC Care Nurse at Helen Devos Children's Hospital
 Neonatal IC Nurse at Memorial Hospital of South Bend
 Nurse at Ascension
 Nurse at Bronson
 Nurse at McLaren
 Nurse at Oaklawn
 Nurse at Saint Mary's Mercy Health
 Nurse at Spectrum Health
 Nurse at St. Joseph Hospital
 Program Coordinator at Beaumont Health
 Registered Nurse at Advocate Aurora Healthcare
 Registered Nurse at Advocate Health
 Registered Nurse at Ascension

Registered Nurse at Backus Hospital
 Registered Nurse at Bronson
 Registered Nurse at Centria Healthcare
 Registered Nurse at Detroit Medical Center
 Registered Nurse at Elkhart General Hospital
 Registered Nurse at Henry Ford Health System
 Registered Nurse at Hillsdale hospital
 Registered Nurse at Indiana Orthopedic Hospital
 Registered Nurse at Mercy Health
 Registered Nurse at Metro Health
 Registered Nurse at Michigan Medicine
 Registered Nurse at Munson Healthcare
 Registered Nurse at Sparrow Hospital
 Registered Nurse at Spectrum Health
 Registered Nurse at St. Joseph Oakland
 Registered Nurse at Trinity Health
 Registered Nurse at U.S. Department of Veterans Affairs
 Registered Nurse at University of Michigan
 Registered Nurse at Vidant Medical Center
 Registered Nurse Inpatient Mental Health at Battle Creek VA

Internships

Ascension
 Battle Creek VA Medical Center
 Beaumont
 Bronson

Detroit Medical Center
 Munson Medical Center
 St. John Hospital

Occupational Therapy

93% of graduate degree recipients were actively engaged.

	Count	Percent
Actively Engaged	78	93%
Employed full time	58	69%
Employed part time	5	6%
Continuing education	15	18%
Not Actively Engaged	6	8%
Looking for Work	5	6%
Personal commitments	1	1%

Survey Population

	Degrees	Response Rate
Master's	110	84 76%

Full-Time Employment

- Median salary for all degrees was \$57,501 - \$62,500 (16 responses).
- 69% had a job in Michigan.
- 95% had a job related to their degree.
- 95% were satisfied with their job.

Job Titles and Employers

Behavioral Health Technician at Kalamazoo Autism Center
 Certified Therapeutic Recreation Specialist at MI Medicine
 Occupational Therapist at Advantage Living Centers
 Occupational Therapist at AdvisaCare
 Occupational Therapist at Alamo Nursing Home and Rehab
 Occupational Therapist at Athletico Physical Therapy
 Occupational Therapist at Beacon Memorial Hospital
 Occupational Therapist at Beaumont Health
 Occupational Therapist at Berrien RESA
 Occupational Therapist at Chicago Occupational Therapy
 Occupational Therapist at Children's Therapy Corner
 Occupational Therapist at Colavria
 Occupational Therapist at Comprehensive Therapy Center
 Occupational Therapist at Concept Rehab
 Occupational Therapist at Engage Therapy Center
 Occupational Therapist at Kalamazoo Psychiatric Hospital
 Occupational Therapist at Marianjoy Rehabilitation Hospital
 Occupational Therapist at Marvel Medical Staffing
 Occupational Therapist at Mary Free Bed Rehabilitation
 Occupational Therapist at McLaren

Occupational Therapist at MetroEHS Pediatric Therapy
 Occupational Therapist at Oaklawn
 Occupational Therapist at Oxford Recovery Center
 Occupational Therapist at Rush Kids Pediatric Therapy
 Occupational Therapist at Select Rehabilitation
 Occupational Therapist at Sensory Systems Clinic West
 Occupational Therapist at Spartanburg Regional Healthcare
 Occupational Therapist at Spectrum Health
 Occupational Therapist at St. David's Healthcare
 Occupational Therapist at St. Mary's Mercy Hospital
 Occupational Therapist at The Oaks at Northpointe
 Occupational Therapist at The Therapy Research Autism Center
 Occupational Therapist at Therapy Tree
 Occupational Therapist at University of Utah Health
 Occupational Therapist at Wake Forest Baptist Health
 OT at Cornerstone Rehabilitation and Healthcare
 OT at Rehabilitation Hospital of Northern Indiana
 OT at Tender Touch Therapy-Medical Support Services
 Pediatrics OT at ABC Pediatric Therapy Network
 Pediatrics Occupational Therapist at NovaCare Rehabilitation

Internships

Ascension	Holland Hospital	SE MI Children's Trauma	The Therapy Place
Athletico Physical Therapy	Kazoo Psychiatric Hospital	Assessment Center	Three Rivers Health
Beacon Memorial	Life Care Centers of Pensacola	Senior Care Partner's P.A.C.E.	Outpatient Occupational
Beaumont	Little You, Inc.	Sensory Systems Clinic West	Therapy
Bronson	Mary Free Bed Rehabilitation	Southcentral Foundation	Troy Beaumont
Children's Minnesota Hospital	Mayo Clinic	Center for Family	Univ. of Chicago Medicine
Detroit Medical Center	Metro EHS Pediatric Therapy	Sparrow Pediatric	Univ. of Colorado Hospital
Disability Advocates of Kent	Michigan Medicine	Rehabilitation	Upjohn Care and
County	NovaCare Pediatric	Spectrum Health	Rehabilitation Center
Helen DeVos Hospital	Oaklawn	St. Joseph Hospital	Van Buren Community Mental
Henry Ford Hospital	Rehabilitation Inst. of MI	The Oaks at Northpointe	Health

Physician Assistant

97% of graduate degree recipients were actively engaged.

	Count	Percent
Actively Engaged	36	97%
Employed full time	33	89%
Employed part time	3	8%
Not Actively Engaged	1	3%
Looking for Work	1	3%

Full-Time Employment

- 89% had a job in Michigan.
- 100% had a job related to their degree.
- 86% were satisfied with their job.

Job Titles and Employers

Behavioral Health Physician Associate at Henry Ford Health System
Physician Assistant at Agnar Health Solutions
Physician Assistant at Ascension
Physician Assistant at Asthma Physicians of Commerce Township
Physician Assistant at Beaumont Health
Physician Assistant at Bronson
Physician Assistant at Capital Urological Associates
Physician Assistant at Care Pediatrics
Physician Assistant at Express Urgent Care
Physician Assistant at Family Healthcare Center of Kalamazoo
Physician Assistant at Great Lakes Center of Rheumatology
Physician Assistant at InterCare Community Health Network

Physician Assistant at Kalamazoo Foot and Ankle Specialists
Physician Assistant at Lakeland
Physician Assistant at Mansour Mercy Medical Center
Physician Assistant at McLaren
Physician Assistant at Mid-Michigan Health Center
Physician Assistant at Northside Hospital
Physician Assistant at NuPoint
Physician Assistant at Patient Central Urgent Care
Physician Assistant at Revolution Health
Physician Assistant at Shoreline Orthopedics
Physician Assistant at Sierra Vista Medical Group
Physician Assistant at Spectrum Health
Physician Assistant at Springfield Family Physicians
Physician Assistant at Twin Valley Practice
Physician Assistant at UP Health System

Internships

Ascension
Bronson
Legacy Health
Michigan Medicine
Spectrum Health

Survey Population

	Degrees	Response Rate
Master's	39	37 95%

Public Health

85% of undergraduate and 100% of graduate degree recipients were actively engaged.

	Undergraduate		Graduate degrees	
	Count	Percent	Count	Percent
Actively Engaged	11	85%	13	100%
Employed full time	10	77%	13	100%
Continuing education	1	8%	-	-
Not Actively Engaged	2	15%	-	-
Looking for work	2	15%	-	-

Full-Time Employment

- Median salary for all degrees was \$50,001 - \$55,000 (7 responses).
- 85% had a job in Michigan.
- 95% had a job related to their degree.
- 86% were satisfied with their job.

Survey Population

	Degrees	Response Rate	
All Public Health	30	26	87%
Bachelor's	13	13	100%
Master's	17	13	76%

Job Titles and Employers

Analyst at Global Biorisk Advisory Council
 Assistant Retail Manager at People's Food Co-op of Kalamazoo
 Associate Director at Prevention Works
 Behavioral Health Technician at Ripple Effects Autism Learning Center
 Community Health Outreach Manager at Nottawaseppi Huron Band of the Potawatomi Government
 Community Health Promotion Specialist II at Barry Eaton County Health Department
 Covid-19 Project Outreach Coordinator at PA Office of Rural Health
 Curriculum Coordinator at WMU Homer Stryker M.D. School of Medicine
 Education and Youth Manager at Cancer Support Community
 Executive Director at CompassionRx

Health and Safety Coordinator at Early Learning Ventures
 Health Educator at Nottawaseppi Huron Band of the Potawatomi Government
 Health Educator at Van Buren/Cass District Health Department
 Medical Office Assistant at Telemed MD
 Pharmacy Savings Program Coordinator at Health Plan Advocate
 Prevention Specialist at Southwest Behavioral and Health Services
 Project Coordinator at Remedy Exchange
 Public Health Logistics Technician at Michigan Department of Health and Human Services
 Quality Specialist at Saint Joseph Mercy Health System
 Volunteer at AmeriCorps
 Workplace Health and Safety Specialist at Amazon

Internships

Cancer and Hematology Centers of Western Michigan
 Kalamazoo County Health and Community Services
 Kent County Health Department
 Prevention Works
 Saint Joseph Mercy Health System
 Van Buren/Cass District Health Department
 YWCA

Continuing Education

Master's in Public Health at Harvard University, T.H. Chan School of Public Health

Social Work

92% of undergraduate and 99% of graduate degree recipients were actively engaged.

	Undergraduate		Graduate degrees	
	Count	Percent	Count	Percent
Actively Engaged	34	92%	109	99%
Employed full time	14	38%	100	91%
Employed part time	1	3%	5	5%
Continuing education	19	51%	4	4%
Not Actively Engaged	3	8%	1	1%
Looking for work	3	8%	1	1%

Full-Time Employment

- Median salary for all degrees was \$45,001 - \$50,000 (48 responses).
- 95% had a job in Michigan.
- 97% had a job related to their degree.
- 91% were satisfied with their job.

Continuing Education

JD at Cooley Law School
 Doctorate in Social Work at Michigan State University
 Doctorate in Social Work at University of Chicago
 Master's in Business Administration at WMU
 Master's in Social Work at University of Michigan
 Master's in Social Work at WMU
 Master's in Social Work at Boston College

Survey Population

	Degrees	Response Rate	
All Degrees	198	147	74%
Bachelor's	56	37	66%
Master's	142	110	77%

Internships

211 Crisis Hotline	Choices for Change	Health West	Psychiatric and Psychological
A Healing Place	Communities in Schools	Heartland Hospice	Specialties
Allegan County Community	Community Healing Center	Henry Ford Allegiance Health	Riverwood Center
Mental Health	Easterseals Michigan	InterAct of Michigan	Safe Place
Allegan County Youth Home	Faith Hospice	Kzoo County Government	Salvation Army Turning Point
Ascension	Family Futures	Kalamazoo Promise	Samaritas
Barry County Community	Family Outreach Center	KPEP	Society for Social Work
Mental Health	Family Services and Children's	Lakeland Southshore	Leadership in Health Care
Bethany Christian Services	Aid	Lewis Walker Institute	S. MI Children's Trauma
Bronson	Forest View Hospital	Michigan HHS	Assessment Center
Center for Fostering	Goal Scaling Solutions	Ottawa County Children's	Spectrum Health
Success Centered on Wellness	Grand Rapids Pride Center	Advocacy Center	Summit Pointe
Cheff Therapeutic Center	Gryphon Place	Plainwell Counseling Center	VanderWeele Counseling
Cherry Health	Guardian Finance & Advocacy	Portage Community Center	Wellspring Lutheran Services
Children's Advocacy Center			

Social Work

Job Titles and Employers

Behavioral Clinician at Meridian Health Services	School Social Worker at Grand Blanc
Behavioral Health Clinician at Easterseals Michigan	School Social Worker at KRESA
Behavioral Health Specialist at PACE	School Social Worker at Northward Elementary
Behavioral Health Therapist at Ascension	School Social Worker at Smithton Community School
Care Manager at Mary Free Bed Rehabilitation Hospital	School Social Worker at Walker Charter Academy
Career Center Instructor at Goodwill	School-based Mental Health Practitioner at North Homes Children and Family Services
Case Care Coordinator at FSCA	Services Specialist at Michigan Department HHS
Case Manager at Allegan CMH	Skill Building Technician at Residential Opportunities Inc
Case Manager at Cass County Treatment Courts	Social Work Case Manager at Calhoun County
Case Manager at InterAct of Michigan	Social Work Parenting Coach at Wellsprings Lutheran Services
Case Manager at Summit Pointe	Social Worker at ABA Connections of Central Michigan
Case Manager at YWCA	Social Worker at Arbor Circle
Case Manager Clinician at Hope Network	Social Worker at Brain Body Therapy Group
Children Services Specialist at Michigan HHS	Social Worker at Bridges of Courage Counseling
Clinical Social Worker at InterAct of Michigan	Social Worker at Bronson
Clinical Trauma Interventionist at Resiliency Center for Families	Social Worker at Eastown Counseling
Clinical Trauma Interventionist at Southwest Michigan Children's Trauma Assessment Center	Social Worker at Family Outreach Center
Clinical Trauma Interventionist at WMU	Social Worker at Hackley Community Care Center
Community Outreach Coordinator at Family Health Center	Social Worker at Havenwyck Hospital
Counselor and Legal Advocate at S.A.F.E. Place	Social Worker at Hope Network
Counselor at Maple Valley School District	Social Worker at Kent Intermediate School District
CPR/First Aide Instructor at Heartbeat	Social Worker at Logan Autism Learning Center
Entry Coordinator at Mercy Health	Social Worker at Martin Public Schools
ER Behavioral Crisis Screener at Ascension	Social Worker at Midwest Recovery
Foster Care Case Manager at Bethany Christian Services	Social Worker at Northeast Integrated Health
Intake Clinician at Network 180	Social Worker at Park Center
Masters Level Clinician at HealthWest	Social Worker at Spectrum Health
Medical Social Worker at Ascension	Social Worker at Synergy Health Center
Medical Social Worker at Cancer & Hematology Centers of WM	Social Worker at Victory Clinical Services
Medical Social Worker at Hospice of Southwest Michigan	Special Needs Coordinator at Holland Child Development
Medical Social Worker at Spectrum Health	Student Support Specialist at Calvin University
Mental Health and Disabilities Specialist at Community Action	Suicide Prevention and Crisis Worker at Gryphon Place
Mental Health Clinician at Ottawa Community Mental Health	Supervised Visitation Monitor at YWCA
Mental Health Professional at Grand Rapids Public Schools	Support Coordinator at Integrated Services of Kalamazoo
Mental Health Therapist at Ionia Montcalm Secure and Friendly Environment Child Advocacy Center	Therapist at A Healing Place
Outpatient Clinician at Family Outreach Center	Therapist at Arbor Circle
Outpatient Therapist at Pine Rest	Therapist at Children's Advocacy Center
Outreach Case Manager at Integrated Services at Kalamazoo	Therapist at Freedom Counseling
Program Specialist at Centene Corporation	Therapist at Integrated Services of Kalamazoo
Psychometrician at Henry Ford Health System	Therapist at Outside In and Pawsitive
Recoupment Specialist at Michigan HHS	Therapist at VanderWeele Counseling
Refugee Licensing Specialist at Bethany Christian Services	Therapist at YWCA
Residential Therapist at Jim Gilmore Center for Healing	Trauma-Focused Cognitive Behavioral Therapist at D.A. Blodgett - St. John's
School Social Worker at Berrien RESA	Workforce and Education Pathway Manager at Boys and Girls Club of Greater Kalamazoo
School Social Worker at Caledonia Community Schools	Wraparound Coordinator at Summit Pointe

Speech Pathology and Audiology

100% of undergraduate and 88% of graduate degree recipients were actively engaged.

	Undergraduate		Graduate degrees	
	Count	Percent	Count	Percent
Actively Engaged	28	100%	22	88%
Employed full time	2	7%	22	88%
Continuing education	26	93%	-	-
Not Actively Engaged	-	-	3	12%
Looking for work	-	-	3	12%

Full-Time Employment

- Median salary for all degrees was \$57,501 - \$62,500 (14 responses).
 - 65% had a job in Michigan.
- 100% had a job related to their degree.
 - 100% were satisfied with their job.

Job Titles and Employers

Audiologist at MEI	Speech-Language Pathologist at Kalamazoo Public Library
Audiologist at Mid-Michigan Ear, Nose, and Throat	Speech-Language Pathologist at Leroy Elementary
Audiologist at Three Rivers Health	Speech-Language Pathologist at Munson Healthcare
Audiologist at West Coast Hearing Clinic	Speech-Language Pathologist at NovaCare Rehabilitation
Audiology Extern at Hearing Rehab Center	Speech-Language Pathologist at Parkview Health
Doctor of Audiology at Rankin Audiology and Hearing	Speech-Language Pathologist at ProCare Therapy
Doctor of Audiology at West Michigan Ear, Nose, and Throat	Speech-Language Pathologist at Quality Care
Doctor of Audiology at Western Colorado Hearing & Balance	Rehabilitation and Autism Center
Early On Speech Pathologist at Calhoun ISD	Speech-Language Pathologist at St. Joseph County ISD
Speech-Language Pathologist at Encore Rehabilitation	Speech-Language Pathologist at Woodsedge

Continuing Education

Doctorate in Audiology at Grand Valley State University	Master's in Speech-Language Pathology at GVSU
Doctorate in Audiology at Rush University	Master's in Speech-Language Pathology at MUS
Doctorate in Audiology at Wayne State University	Master's in Speech-Language Pathology at Purdue
Doctorate in Audiology at Central Michigan University	Master's in Speech-Language Pathology at Univ. of Colorado
Master's in Speech-Language Pathology at Wayne State	Master's in Speech-Language Pathology at Wayne State
Master's in Speech-Language Pathology at Eastern Illinois	Master's in Speech-Language Pathology at WMU

Internships

Absolute Rehabilitation	Henry Ford Hospital	Oaklawn Hospital	Troy School District
Ascension	Kalamazoo Public Schools	Portage Public Schools	Union City Public School
Battle Creek VA	KRESA	Saginaw VA Hospital	WMU Unified Clinics
Bronson	Lakeland Outpatient Clinic	Therapeutic Rehabilitation	WoodsEdge Learning Center
Building Bridges Therapy	Laurels of Hudsonville	and Vocational Services	

		Degrees		Response Rate	
All	67	53		79%	
Bachelor's	33	28		85%	
Master's	26	17		65%	
Doctoral	8	8		100%	



WESTERN MICHIGAN UNIVERSITY

Merze Tate College



University Studies

87% of undergraduate degree recipients were actively engaged.

	Count	Percent
Actively Engaged	98	87%
Employed full time	87	77%
Employed part time	2	2%
Continuing education	5	4%
Military service	3	3%
Volunteering full time	1	1%
Not Actively Engaged	15	13%
Looking for work	13	12%
Personal commitments	2	2%

Full-Time Employment

- Median salary was \$60,001-\$65,000 (37 responses).
- 74% had a job in Michigan.
- 45% had a job related to their degree.
- 90% were satisfied with their job.

Continuing Education

Master's in Counselor Education at WMU

Master's in Ethnomusicology at Liberty University

Master's in Physician Assistant at WMU

Master's in Social Work at WMU

Master's in Vision Rehabilitation Therapy at WMU

Internships

AFROTC

Ascension

Blueberry Haven

Bradford Company

Dell

Greenleaf Trust

JVIS LLC USA

Mass Interact

Mayco International

Peloton

Quicken Loans

Experiences at WMU

- **95%** had at least one instructor who made them excited about learning.
- **83%** felt that their instructors cared about them as a person.
- **56%** had a mentor who encouraged them to pursue their goals and dreams.
- **77%** said that their education and experience as a student at WMU prepared them for their profession.

Survey Population

	Degrees Awarded	Response Rate
Bachelor's	216	113 52%

University Studies

Job Titles and Employers

Account Manager at ABC Supply	Lead IT Engineer at Kellogg's
Administrative Assistant II at WMU	Lead Polysomnographic Technologist at Bronson
Advisor at Raymond James	Learning Ambassador at Amazon
Assistant General Manager at Taco Bell	Lower School Learning Guide at Wellington Schools
Assistant Store Manager at Dick's Sporting Goods	Member Center Manager at Honor Credit Union
Branch Sales and Service Associate at PNC	MLO at Rock Family of Companies
Carrier Sales Representative at Automated Logistics Systems	Neurodiagnostic Technologist at Bronson
Check Airman at IFL Group	Office of Business Development at Michigan Department of Transportation
Child Care Director at Kristy's Development Center	Operation Supervisor at R1 RCM
College Admissions Representative at Lincoln Tech	Partner at Millner-Haufen Tool
Consultant at Accenture	Practice Manager at Family and Pediatric Medicine of Grand Rapids
Controls Commissioning Engineer I at TGW Systems	ProCare Technician at Stryker
Credit Analyst at Upstart	Production Supervisor at Kaiser Aluminum
CT Scan Customer Service at Stryker	Project Manager at Blue Fire Media
Curriculum Specialist at Learn Behavioral	Project Manager at Flooring Source
Data Communications at National Air Traffic Controllers Association	Project Manager at Menasha Packaging
Deputy Clerk at Livingston County	Property Management Lead at Target
Director of Yoga at Newport Academy	Property Manager at Esperanza Investment Properties
Environmental Specialist at Veolia	Quality Analyst at Auto-Owners Insurance Company
Examiner at State of Michigan UIA-LEO	Recruiter at Planet Forward
Experience Manager at Athleta at Briarwood Mall	Recruiter/Staffing Coordinator at Coastal Careers
Financial Analyst at Beacon	Relationship Specialist at Charles Schwab
Freight Broker at Nolan Transportation	Sales Representative at SMC Corporation
Global Trade Compliance Manager at Gast Manufacturing	Senior Clerk at City of Roseville
GM Coordinator at PepsiCo	Technical Office Engineer at PBC
Grants and Database Administrator at Habitat for Humanity	Territory Manager at Hagerty
Group Leader at General Motors	Training and Development Manager at Palmas Services
Indirect Procurement at Pfizer	Virtual Sales Consultant at Hansons
IT Asset and Project Manager at GRCC	Visual and UX Designer at Perficient



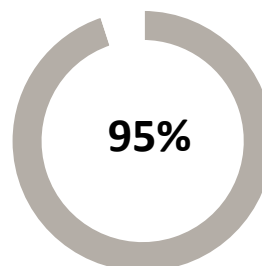
WESTERN MICHIGAN UNIVERSITY
Lee Honors College



Lee Honors College

Post-Graduation Activity

**95% of Lee Honors College
graduates were actively engaged**



	Count	Percent
Actively Engaged	106	95%
Employed full time	65	59%
Employed part time	4	4%
Continuing education	37	33%
Not Actively Engaged	5	5%
Looking for work	5	5%

Survey Population

	Degrees Awarded	Response Rate
Bachelor's	129	111 86%

Continuing Education

Certification in Alcohol & Drug Abuse at WMU
Doctorate in Dentistry at Arizona School of Dentistry and Oral Health
JD at Michigan State University
JD at Penn State
JD at University of Detroit Mercy
Doctorate in Medicine at Ohio State University
Doctorate in Molecular and Cellular Biology at University of Illinois at Urbana-Champaign
Doctorate in Occupational Therapy at WMU
Doctorate in Physical Therapy at GVSU
Doctorate in Physical Therapy at University of Michigan
Master's in Accountancy at WMU
Master's in Aerospace Engineering at WMU

Master's in Biomedical Sciences at University of Michigan
Master's in Chinese at New York University
Master's in Civil Engineering at WMU
Master's in Electrical Engineering at George Washington
Master's in Global Affairs at New York University
Master's in Music at University of Iowa
Master's in Music at University of Oklahoma
Master's in Occupational Therapy at WMU
Master's in Psychology at WMU
Master's in Public Health at University of Michigan
Master's in Public History at WMU
Master's in Speech-Language Pathology at Purdue
Master's in Sustainability at Tufts University
Master's in Vision Rehabilitation Therapy at WMU

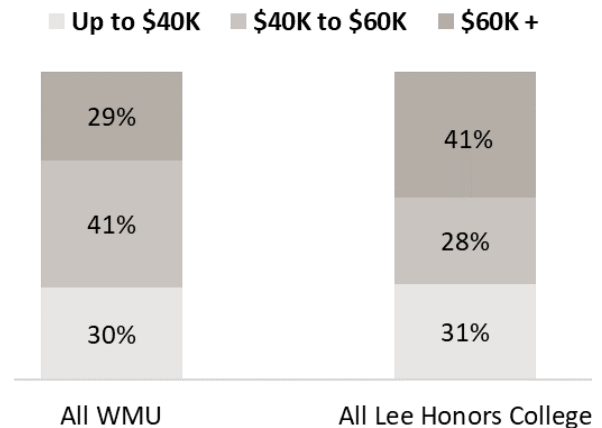
Lee Honors College

Full-Time Employment

- 59% were **employed full time**.
- Median salary was **\$50,001-\$55,000** (39 responses).
- 66% had a job in **Michigan**.
- 94% had a job **related** to their degree.
- 95% were **satisfied with their job**.

Salary Ranges for Full-Time Employment

25 th Percentile	50 th Percentile	75 th Percentile	Responses
\$30,001 - \$35,000	\$50,001 - \$55,000	\$65,001 - \$70,000	39



Job Titles and Employers

Account Coordinator at Level Agency
 Activities Aide at Covenant Living of the Great Lakes
 Actor at Farmers Alley Theatre
 Applications Engineer at Armstrong International
 Assistant Account Executive at Doner
 Biological Safety Specialist at NAMSA
 Business Analyst at DaVita Kidney Care
 Business Development Representative at The RealReal
 Case Manager at Van Buren County
 Certified Flight Instructor at WMU
 Civil Engineer at Black & Veatch
 Co-lead Preschool Teacher at Kindercare
 Covid-19 Project Outreach Coordinator at PA Office of Rural Health
 Creative Services Producer at Nexstar
 Database Administrator at Dematic
 Design Engineer at Stryker
 Designer at General Motors
 Digital Marketing Coordinator at PESI
 Drug Product Planner at Pfizer
 Electrical Engineer at Rockwell Automation
 Emergency Room RN at Ascension
 Engineer 1 at Consumers Energy
 Engineer at Department of Defense
 Fisheries Assistant at Department of Natural Resources
 Help Desk Engineer at Level Data
 ICU Nurse at Henry Ford Allegiance Health
 Junior Sustainability Manager at Act Green

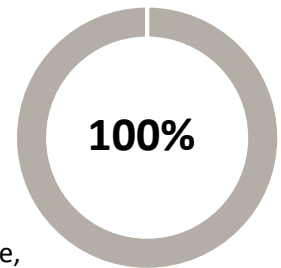
Manager at Danny Reynolds
 Manufacturing Associate at TriLink BioTechnologies
 Manufacturing Engineer at Landscape Forms
 Marketing Associate at PMG Digital Marketing Agency
 Mechanical Buyout Engineer at KNAPP
 Mechanical Design Engineer at ASML
 Medical Scribe/Clinical Informatics Specialist at Oak Street Health
 Musician and Instructor at Hellen Fox Gospel Music Center
 Neonatal Intensive Care Nurse at Devos Children's Hospital
 Pharmacy Technician at Meijer
 Process Engineer at Kimberly Clark
 Product Engineer at Steelcase
 Real Estate Agent at RE/MAX
 Registered Nurse at Ascension
 Registered Nurse at Backus Hospital
 Registered Nurse at Munson Medical Center
 Registered Nurse at Vidant Medical Center
 Sales Representative at Proforma Printhouse
 Software Engineer at Ford Motor Company
 Software Engineer at Stryker
 Staff Engineer at BFW Engineering
 Styling Coordinator at Abercrombie and Fitch
 Teacher at Charlotte Mecklenburg School District
 Teacher at Kellogg Elementary School
 Test Systems Engineer at Eaton
 Youth Digital Coordinator at League of Conservation Voters
 Youth Resident Support Worker at Samaritas

Lee Honors College

Experiential Education

100% of WMU graduates completed at least one experiential education activity.

- **75%** had an internship, co-op, practicum, or field experience where they applied what they were learning in the classroom.
- **79%** had a job (full time or part time; on or off campus) where they applied what they were learning in the classroom.
- **100%** worked on a project that took a semester or more to complete (e.g., capstone, senior design, senior performance project).
- **91%** were very active in extracurricular activities and organizations (e.g., leadership role, or involved in multiple organizations such as RSO, intramurals, club sports, or volunteerism).



Internships

A Touch of Home
Absolute Home Health and Medical Staffing
Ahlstrom Munksjo
Anderson Global
Armor Physical Therapy
Armstrong International
Ascension
AVB Construction
Berrien County Road Commission
Bethany Christian Services
Black & Veatch
Bronson
C2Dx
Cape Town City Mission
CG Financial Services
Citizens Research Council of Michigan
City of Kalamazoo Planning
Consumers Energy
Dance in the Parks Chicago
DaVita Kidney Care
dbHMS
Department of Environmental Quality
DTE Energy
Eaton

FIRE! At WMU
Fountain View
Friendship Village
Gast Manufacturing
General Motors Gentex
Great Lakes Autism Center
Green Street Marketing
Haworth
Herman Miller
Humphrey Products
Justice for Our Neighbors
Kalamazoo Autism Center
Kalamazoo Climate Crisis Coalition
Kalamazoo Probate Court
Kalamazoo Public Schools
Kalsec
Kimberly-Clark
KRESA
Landscape Forms
McHenry County Division of Transportation
Meijer
Michigan League of Conservation Voters

Michigan Psychological Association
Board of Ethics
Michigan State Senate
Miller Davis
Munson Medical Center
NovaCare Rehabilitation
Peter Basso Associates
Plante Moran
Proforma Printhouse
Quicken Loans
Rasor Law Firm
Refugee Education Center
Rock Central
Rockwell Automation
Sean McCann for State Senate
Special-Lite
Stephenson's of Elkhart
Stryker
Toyota
US Department of Defense
WBK Engineering
Western Aerospace Launch Initiative
WMU International Student Services
WMU Office for Sustainability

Experiences at WMU

- **100%** had at least one instructor who made them excited about learning.
- **89%** felt that their instructors cared about them as a person.
- **88%** had a mentor who encouraged them to pursue their goals and dreams.
- **92%** said that their education and experience as a student at WMU prepared them for their profession.

Kalamazoo Promise Scholars

97% of graduating Kalamazoo Promise recipients were actively engaged.

	Count	Percent
Actively Engaged	38	97%
Employed full time	29	74%
Employed part time	1	3%
Continuing education	8	21%
Not Actively Engaged	1	3%
Looking for work	1	3%

Survey Population

	Degrees	Response Rate
Bachelor's	59	39 66%

Full-Time Employment

- Median salary was \$40,001-\$45,000 (11 responses).
- 89% had a job in Michigan.
- 81% had a job related to their degree.
- 93% were satisfied with their job.

Job Titles and Employers

Automation Engineer at FEMA Corporation
 Banker at PNC
 Bilingual Scheduling Agent at Vector Marketing
 Business Development Representative at The RealReal
 Career Coach at Upjohn Institute
 Customer Specialist at Streamline Healthcare Solutions
 Developmental Coach at Donn Palms
 Financial Analyst at Beacon
 General Manager at Tropical Smoothie Café
 Junior Research Associate at Greenleaf Trust
 Materials Planner at Parker Hannifin
 Musician at Hellen Fox Gospel Music Center

Operations Manager at Douglass Community Association
 Production of Sale Designer at Imperial Beverage
 Public Relations Coordinator at Jet Noire
 QC Cell Culture / Bioassay Lab Analyst II at Bluebird Bio
 Refugee Licensing Specialist at Bethany Christian Services
 Registered Nurse at Bronson
 Resident Coordinator at KPEP
 Sales and Marketing Associate at Newmind Group
 Tax Accountant at The Connable Office
 Teacher at Lincoln Park Public Schools
 Terminal Trainmaster at BNSF Railway
 Workforce Coordinator at Kalamazoo Promise

Continuing Education

Bachelor's in Pharmacy at Grand Valley State University
 JD at Cooley Law School
 Master's in Occupational Therapy at WMU

Master's in Social Work at WMU
 Master's in Youth & Community Development at WMU

Internships

Bronson
 Coopersville and Marne Railway
 FEMA Corporation

Greenleaf Trust
 Kalamazoo Promise
 Kalamazoo Psychiatric Hospital

Kalamazoo Public Schools
 Owairoa Primary School
 St. Joseph Hospital

Experiences at WMU

- **100%** had at least one instructor who made them excited about learning.
- **89%** felt that their instructors cared about them as a person.
- **63%** had a mentor who encouraged them to pursue their goals and dreams.
- **89%** said that their education and experience as a student at WMU prepared them for their profession.

Military Veterans

95% of graduating Military Veterans were actively engaged.

	Undergraduate		Graduate degrees	
	Count	Percent	Count	Percent
Actively Engaged	59	94%	28	97%
Employed full time	40	63%	23	79%
Employed part time	1	2%	-	-
Continuing education	9	14%	5	17%
Military service	9	14%	-	-
Not Actively Engaged	4	6%	1	3%
Looking for work	4	6%	1	3%

Survey Population

	Degrees Awarded		Response Rate
All Military Veterans	133	92	69%
Bachelor's	96	62	65%
Master's	29	23	79%
Doctoral	2	2	100%
Postbaccalaureate Certificate	6	5	83%

Full-Time Employment

- Median salary was \$50,001-\$55,000 (29 responses).
- 79% had a job in Michigan.
- 87% had a job related to their degree.
- 90% were satisfied with their job.

Continuing Education

Doctorate in Dentistry at Boston University
 Master's in Geography at WMU
 Certification in Aviation at Crosswinds Aviation
 Master's in Public Health at WMU
 Doctorate in Psychology at WMU
 Master's in Psychology at Ball State University

Master's in Business Administration at WMU
 Master's in Sport Management at WMU
 Master's in Psychology at Michigan School of Psychology
 Master's in Counseling at Sam Houston State University

Experiences at WMU

- **98%** had at least one instructor who made them excited about learning.
- **96%** felt that their instructors cared about them as a person.
- **70%** had a mentor who encouraged them to pursue their goals and dreams.
- **83%** said that their education and experience as a student at WMU prepared them for their profession.

Military Veterans

Job Titles and Employers

Administrative Assistant Senior at WMU	Human Resources Coordinator at Amazon
Analytics Associate at Charles River Laboratories	Industrial Engineer at Whirlpool
Assistant Principal at Otsego Public Schools	Instructional Developer at WMU
Automotive Sales Consultant at Rocket Auto	Law Enforcement Officer at Garland Police Department
Avionics Technician at Duncan Aviation	Lead Representative at Stryker
Behavior Technician at Quality Care Rehabilitation and Autism Center	Mechanical Design at TowerPinkster
Branch Manager at Advia Credit Union	Mechanical Engineer at Helion Energy
Category Specialist at JLG Industries	Occupational Therapist at Beacon Memorial Hospital
Certified Orientation and Mobility Specialist at Leader Dogs for the Blind	Official Document Specialist at Kalamazoo County Government
Clinical Social Worker at Department of Veterans Affairs	Operations Manager at Holland USF
Data Analyst at American Bath Group	Physical Education Teacher at Kalamazoo Public Schools
Data Analyst at Stryker	Physician Assistant at Bronson
Data Warehouse / Business Warehouse Analyst at Steelcase	Physician Assistant at Northside Hospital
Domestic Violence / Sexual Assault Case Manager and Victims Advocate at Resilience: Advocates for Ending Violence	Physician Assistant at Shoreline Orthopedics
Electric Propulsion Systems Research Engineer at NASA Glenn Research Center	Registered Nurse at Metro Health
Electrical Systems Engineer at Morgan Olson	Registered Nurse at Spectrum Health
Employment and Education Counselor at Michigan Department of Labor and Economic Opportunity	Research Associate at Charles River Laboratories
Field Services Supervisor at DHL Express	Residential Therapist at Jim Gilmore Center for Healing
Fisheries Tech at LRBOI Natural Resources Department	Sales Consultant at Ashley Furniture Homestores
Food Specialist at Army National Guard	Sales Manager at Gentex
Geologist at Consumers Energy	Second Lieutenant at U.S. Army
GIS Cadastral Mapping Specialist at Blue Earth County Government	Senior Test Engineer at Stryker
	Site Manager at Cherry Health
	Staff Accountant at Yeo & Yeo
	Staffing Coordinator at Logistics Health
	Surgical Scrub Technician at Advanced Eye Surgery Center
	Teacher at Gobles Public Schools
	Teacher at Kalamazoo Public Library
	Teacher at Martin Public Schools

Internships

Beacon Memorial	Mann+Hummel	U.S. Army
Brighton Advanced Orthopedics	Mayo Clinic	Unified Clinics
Choices for Change	Stryker	VA Hospital Tampa Florida
KPS	The Portage Center	Woznicki Law PLC

MLK Scholars

96% of graduating MLK Scholars were actively engaged.

	Count	Percent
Actively Engaged	21	95%
Employed full time	15	68%
Continuing education	5	23%
Military service	1	5%
Not Actively Engaged	1	5%
Looking for work	1	5%

Survey Population

	Degrees Awarded	Response Rate
Bachelor's	36	22 61%

Full-Time Employment

- Median salary was \$62,501-\$67,500 (8 responses).
- 80% had a job in Michigan.
- 72% had a job related to their degree.
- 90% were satisfied with their job.

Continuing Education

Master's in Family & Consumer Sciences at WMU
Master's in Occupational Therapy at WMU
Master's in Social Work at WMU

Job Titles and Employers

Area Sales Manager at Infinium Spirits
Assistant Teacher at Michigan State University
Business Operations Associate at Microsoft
Certified Pharmacy Technician at Walgreens
Engineer at Department of Defense
Financial Aid Representative at WMU Homer Stryker M.D.
School of Medicine
Foster Care Case Manager at Bethany Christian Services

Junior Toy Designer at Bark
Management Trainee at Enterprise
Mechanical Buyout Engineer at KNAPP
Senior Talent Assessment Specialist at Adecco
Supply Chain Planner at Entegris
Teacher at Kalamazoo Public Schools
Underwriter at United Shore

Internships

Children's Trauma Assessment Center	Kalamazoo Public Schools	Peter Basso Associates
dbHMS	Kellogg's	Quicken Loans
First United Methodist of Kalamazoo	Lewis Walker Institute	US Department of Defense
Frito-Lay		

Experiences at WMU

- **100%** had at least one instructor who made them excited about learning.
- **92%** felt that their instructors cared about them as a person.
- **69%** had a mentor who encouraged them to pursue their goals and dreams.
- **92%** said that their education and experience as a student at WMU prepared them for their profession.

Seita Scholars

100% of graduating Seita Scholars were actively engaged.

	Count	Percent
Actively Engaged	9	100%
Employed full time	8	89%
Employed part time	1	11%

Full-Time Employment

- 80% had a job in Michigan.
- 90% had a job related to their degree.
- 100% were satisfied with their job.

Job Titles and Employers

Registered Nurse at Indiana Orthopedic Hospital	Admissions Counselor at WMU
Human Resources Coordinator at Summit Polymers	Customer Service Representative at Stryker
Nurse at Ascension	Assistant General Manager at Taco Bell

Internships


Kalamazoo Public Library	National Black Child Development Institute
KRESA	Summit Polymers

Experiences at WMU

- 100% had at least one instructor who made them excited about learning.
- 100% felt that their instructors cared about them as a person.
- 80% had a mentor who encouraged them to pursue their goals and dreams.
- 100% said that their education and experience as a student at WMU prepared them for their profession.

Survey Population

	Degrees Awarded	Response Rate
Bachelor's	18	9 50%



Student Athletes

96% of graduating Athletes were actively engaged.

	Count	Percent
Actively Engaged	52	96%
Employed full time	28	52%
Employed part time	1	2%
Continuing education	23	43%
Not Actively Engaged	2	4%
Looking for work	2	4%

Survey Population

	Degrees	Response Rate
Bachelor's	85	54 64%

Full-Time Employment

- Median salary was \$55,001-\$60,000 (6 responses).
- 54% had a job in Michigan.
- 78% had a job related to their degree.
- 89% were satisfied with their job.

Job Titles and Employers

- Agent at New York Life Insurance Company

Area Manager at Amazon

Associate Sales Consultant at Mitek Sports Medicine

Aviation Planner / Aeronautical Analyst at RS&H, Maxar Technologies

CT Scan Technologist at Aya Healthcare

Customer Service Representative at Befitting You Medical Supply

Customer Service Representative at Stryker

Formulation Technician at Manpower

Front End Assistant at Costco

Junior Sustainability Manager at Act Green

Law Enforcement Office at Garland Police Department

Medical Office Assistant at Telemed MD

Medication Technician at Heritage Community
- Patient Care Associate at Ascension

Physiotherapy Assistant at LifeMark Physiotherapy

Professional Baseball Player at Cincinnati Reds

Professional Baseball Player at Saltdogs

Professional Football Player at San Francisco

Professional Football Player at Seattle Seahawks

Recruiter at Acument Global Technologies

Sales Administrator at CCX Technologies

Sales Associate at Marcus & Millichap

Social Media Strategist at Fly Rentals

Social Work Parenting Coach at Wellsprings Lutheran Services

Staff Auditor at BDO

Supply Specialist at Maple Leaf Foods

Talent Acquisition Specialist at Insight Global

Continuing Education

- Certification in Youth & Community Dev. at WMU

Doctorate in Medicine at Michigan State University

Master's in Accountancy at WMU

Master's in Aerospace Engineering at WMU

Master's in Biomedical Sciences at WMU
- Master's in Business Administration at Brock University

Master's in Hispanic Studies at WMU

Master's in Human Resources at MSU

Master's in Occupational Therapy at WMU

Master's in Sport Management at WMU

Master's in Sports Coaching at Michigan State University

Internships

- Baker Tilly

Center for Disabilities Services

Kalamazoo Public Library
- LifeMark Physiotherapy

Ralph Moyle

The United Shore Professional Baseball League
- Unified Clinics

YWCA

Experiences at WMU

- 100% had at least one instructor who made them excited about learning.
- 85% felt that their instructors cared about them as a person.
- 80% had a mentor who encouraged them to pursue their goals and dreams.
- 90% said that their education and experience as a student at WMU prepared them for their profession.

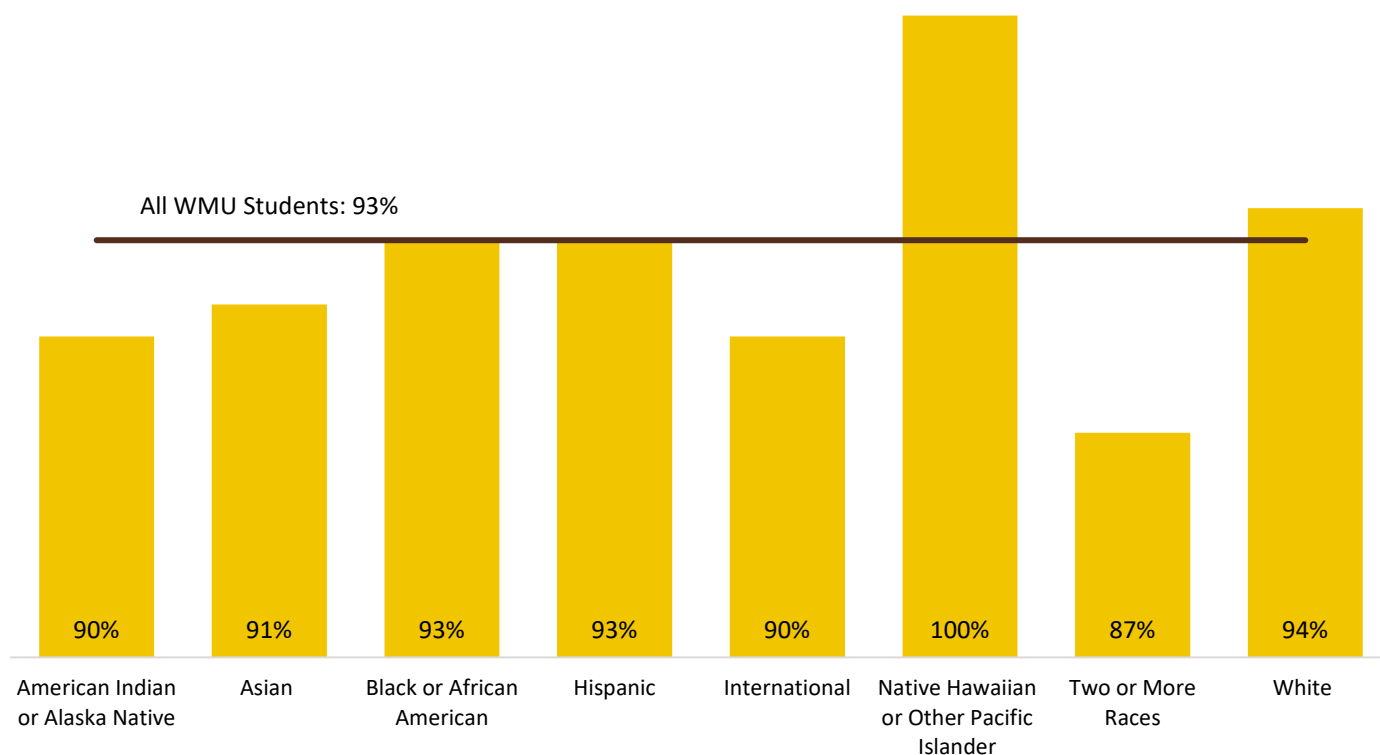
Post-Graduation Activity by Student Demographics

To better understand the experiences and outcomes of all the students served by WMU, we disaggregate the data by student demographics such as race/ethnicity and sex. The table below displays demographic distributions for the 2020-21 survey population and the respondent population.

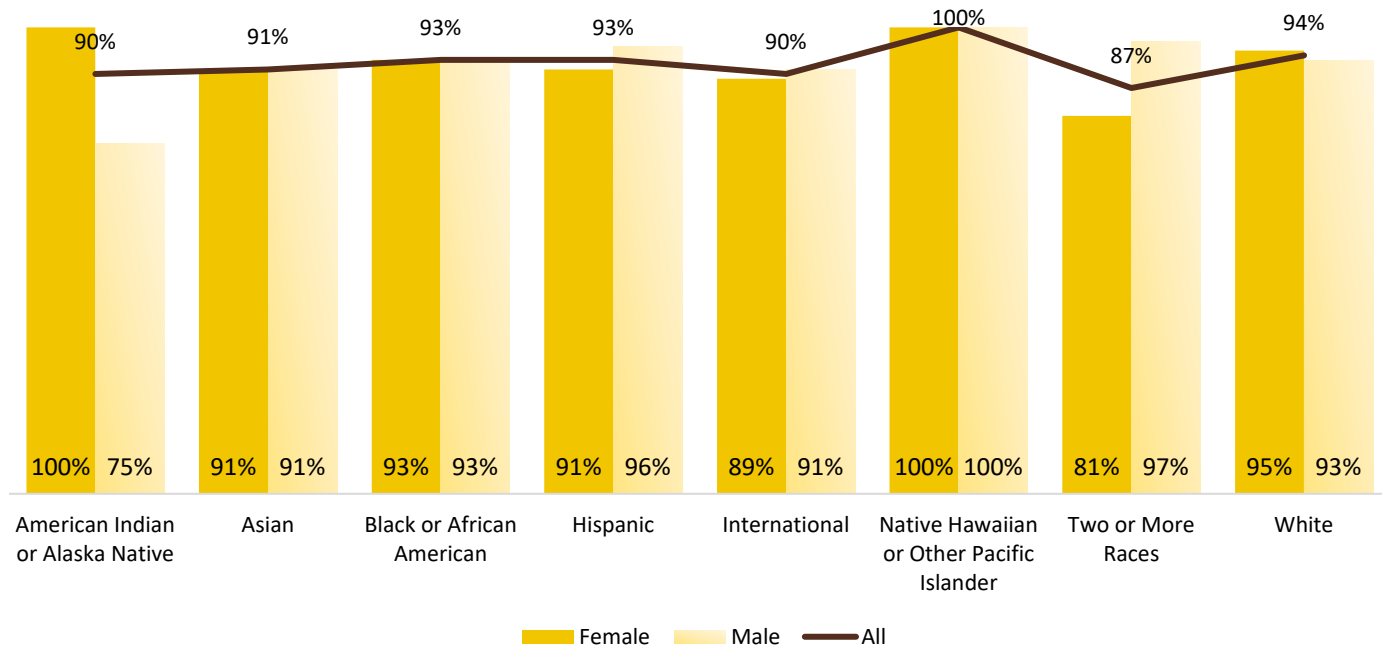
Population Totals		All 2020-2021 Graduates		All 2020-2021 Respondents	
Gender					
Female		2,725	56%	1,921	57%
Male		2,176	44%	1,425	43%
Race/Ethnicity					
American Indian or Alaska Native		17	0.3%	10	0.3%
Asian		98	2.0%	66	2.0%
Black or African American		469	9.6%	303	9.1%
Hispanic		252	5.1%	153	4.6%
International		536	10.9%	330	9.9%
Native Hawaiian or Other Pacific Islander		5	0.1%	3	0.1%
Two or More Races		132	2.7%	84	2.5%
White		3,355	68.5%	2,373	70.9%
No Response		37	0.8%	24	0.7%

Active Engagement by Students Race/Ethnicity

- 93% of all WMU graduates were actively engaged.

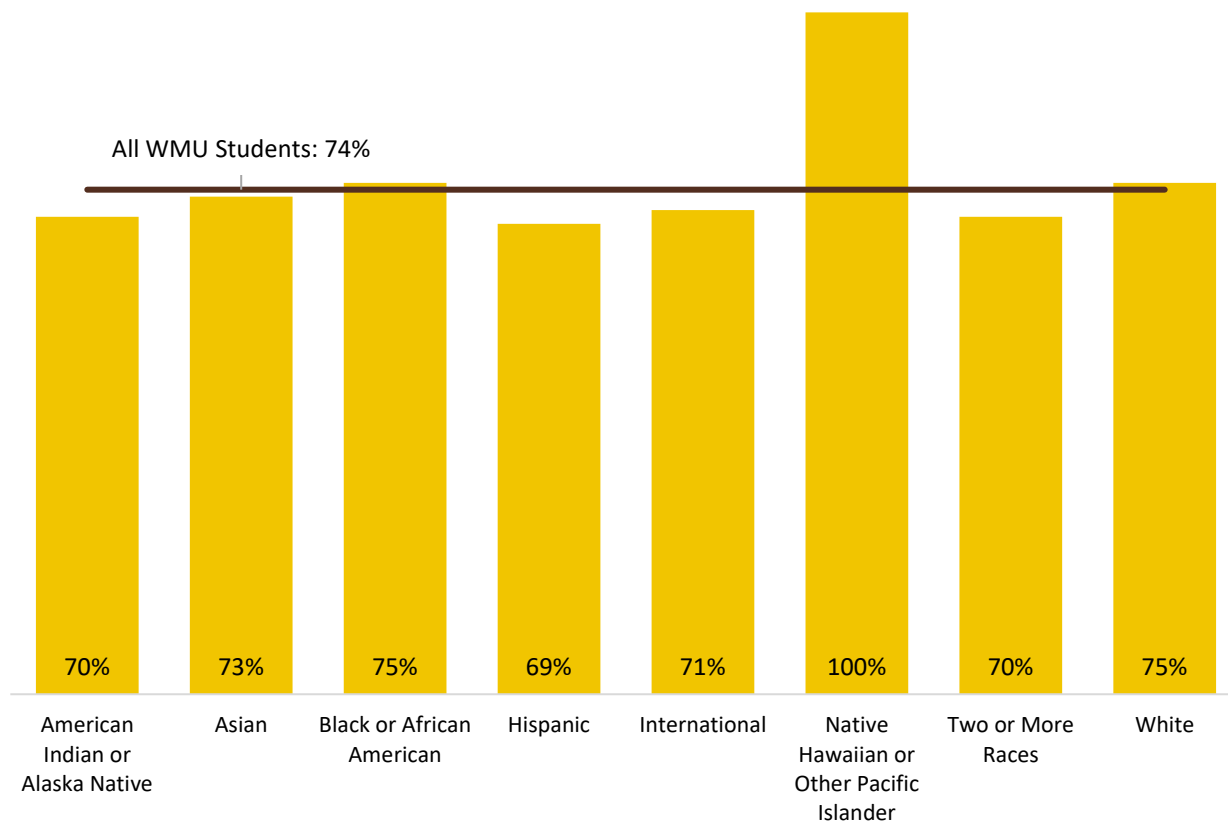


Post-Graduation Activity by Student Demographics



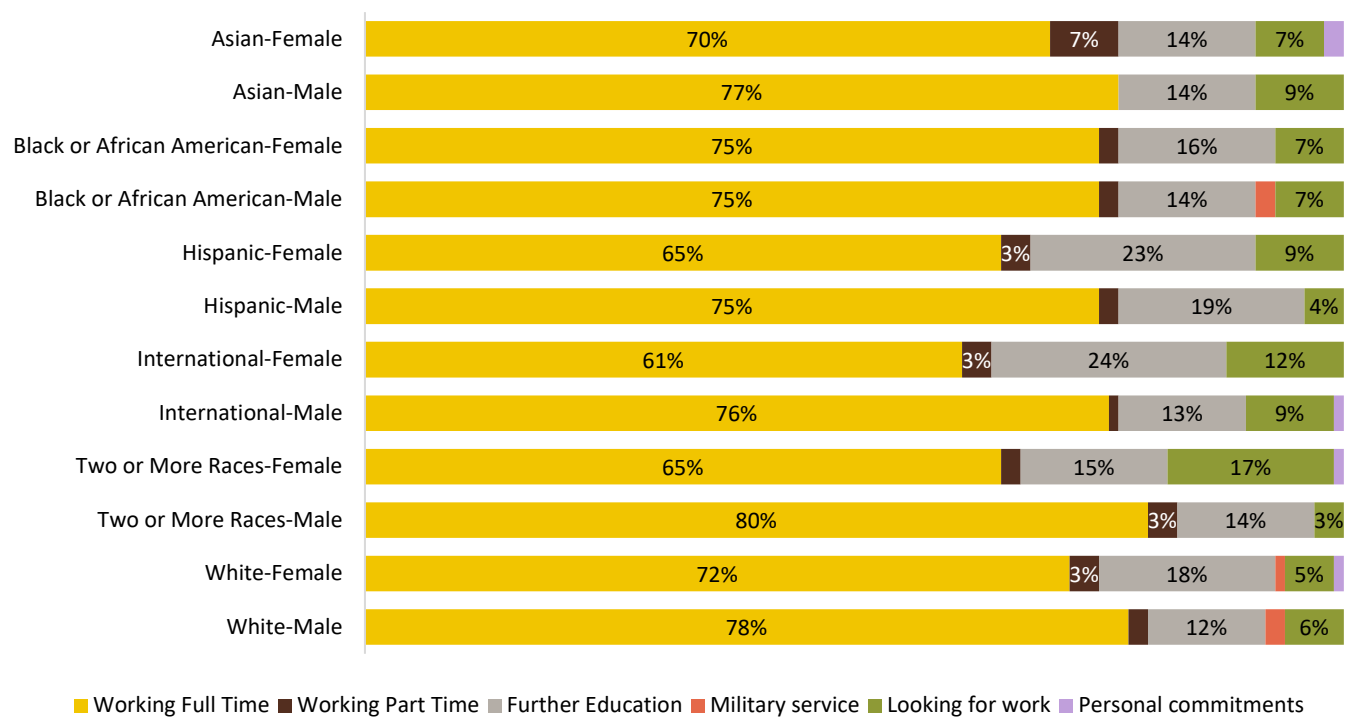
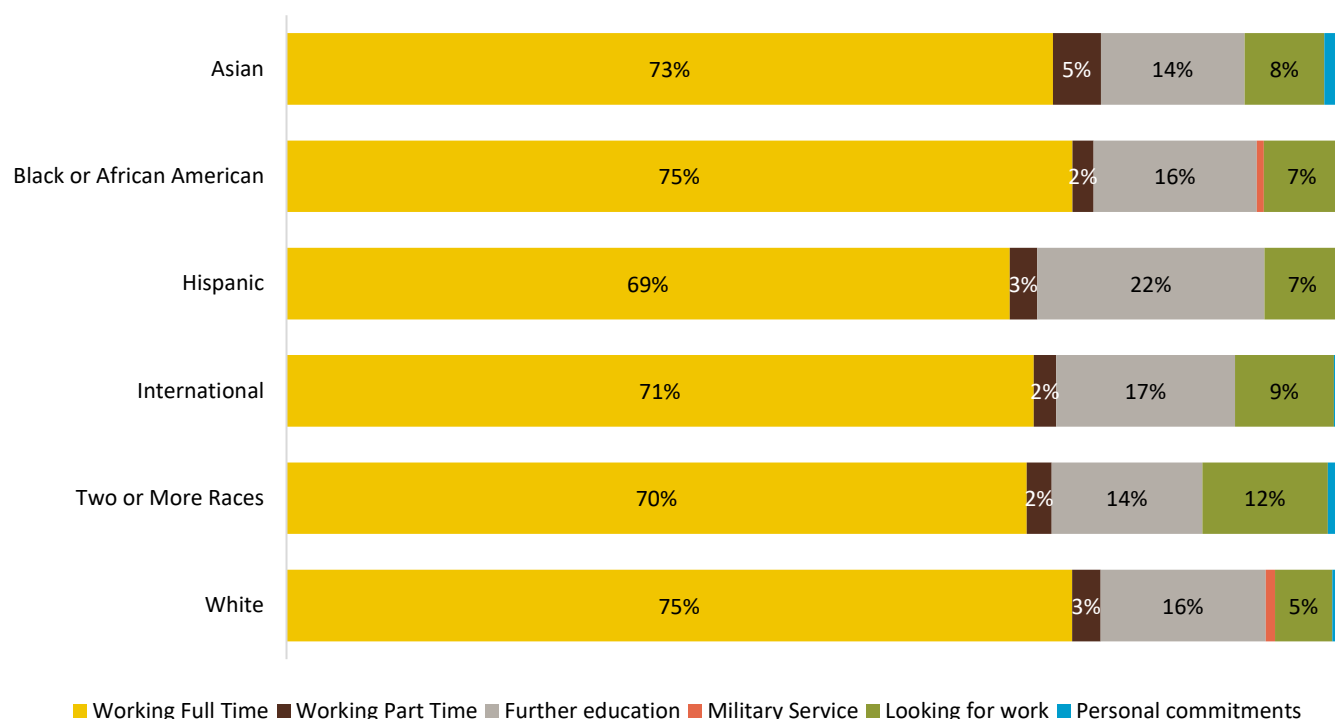
Full-Time Employment by Students' Race/Ethnicity

- 74% of all WMU graduates were employed full time.



Post-Graduation Activity by Student Demographics

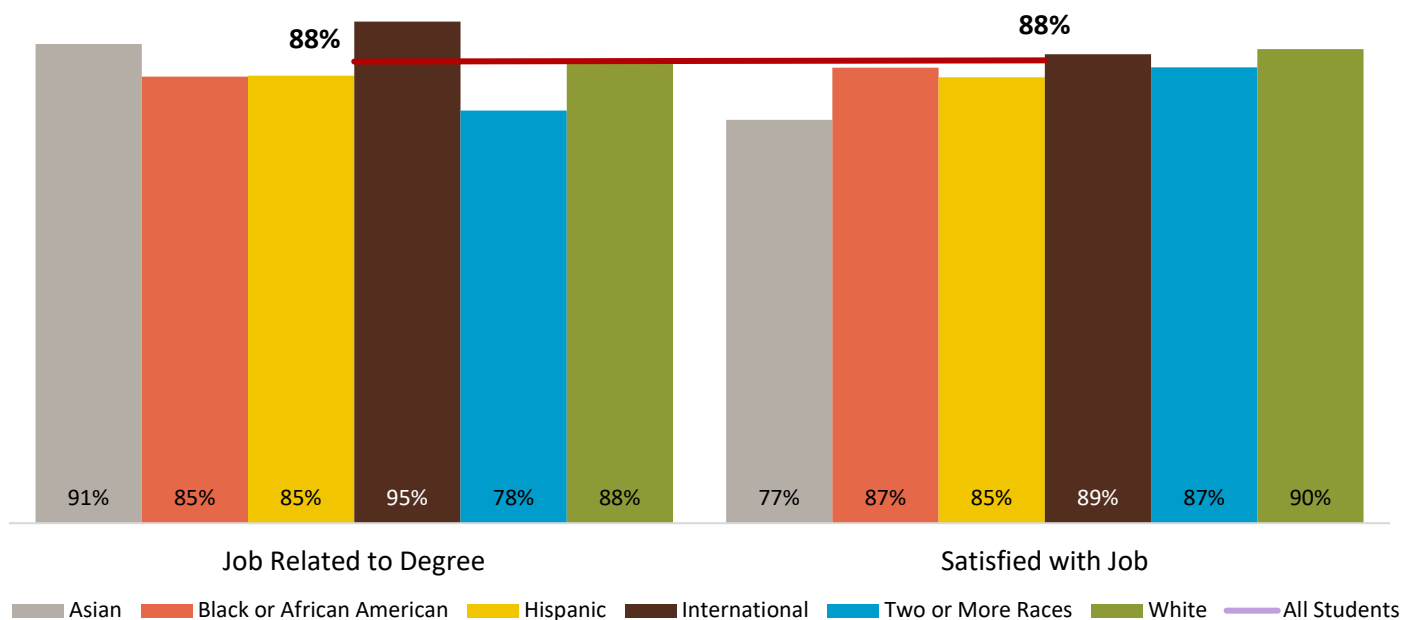
Post-Graduation Activity by Students' Race/Ethnicity and Sex



Post-Graduation Activity by Student Demographics

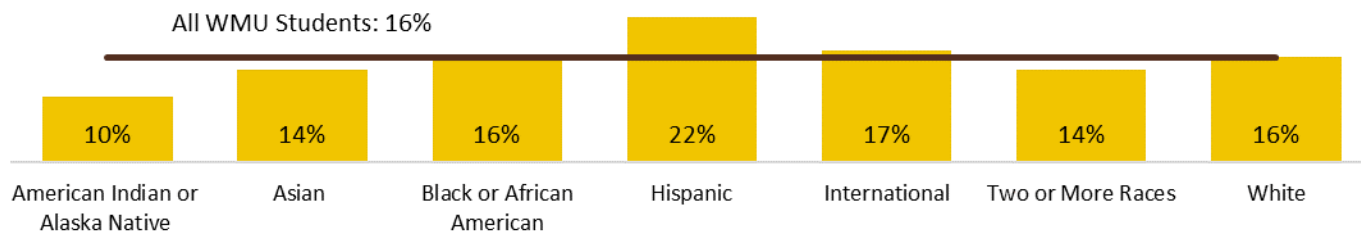
Full-Time Employment Highlights

- The median salary range of all WMU graduates reporting full-time employment was **\$45,000 to \$50,000**. The same salary range was reported by Asian, Black or African American, Hispanic, international, students identifying with two or more races, and White students.
- Among all WMU graduates, 88% had a job related to their degree, and 88% were satisfied with their job.



Continuing Education by Students' Race/Ethnicity

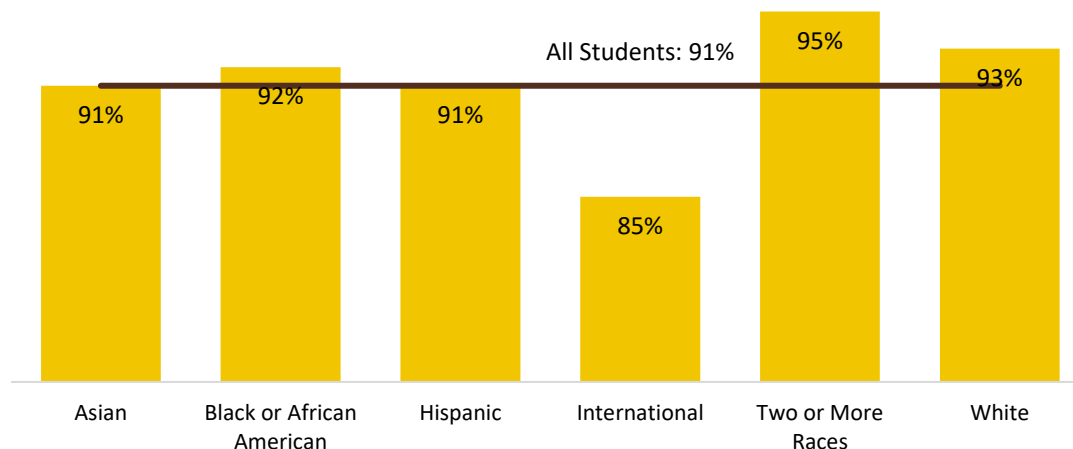
- 16%** of all WMU graduates are pursuing further education after graduating from WMU.



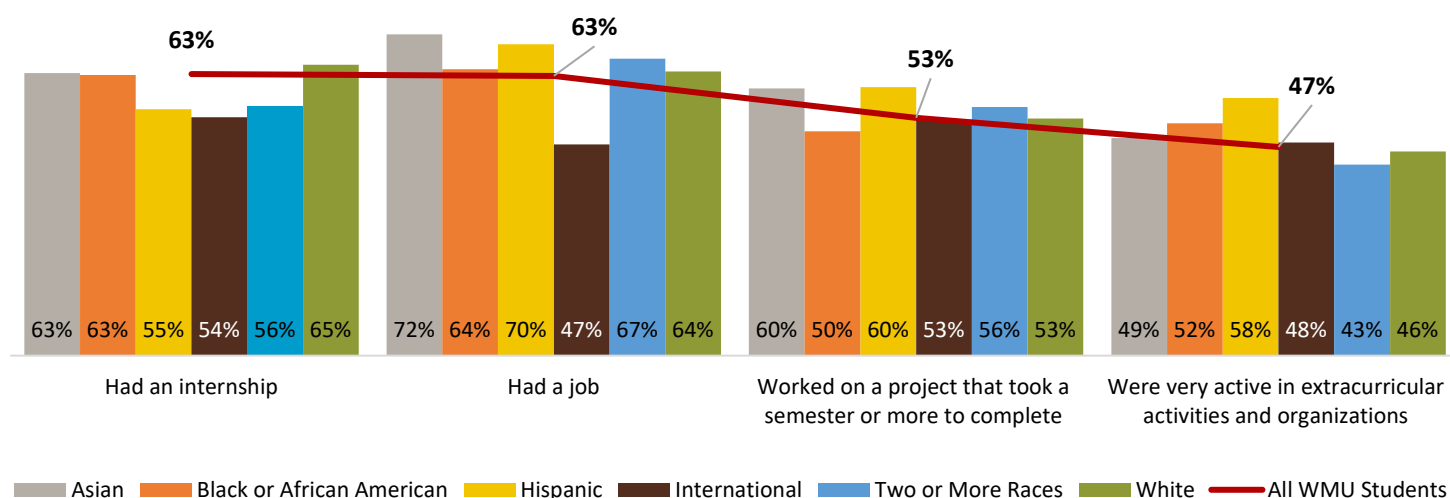
Post-Graduation Activity by Student Demographics

Experiential Education by Students' Race/Ethnicity

- 91% of all WMU students at least one experiential education activity.



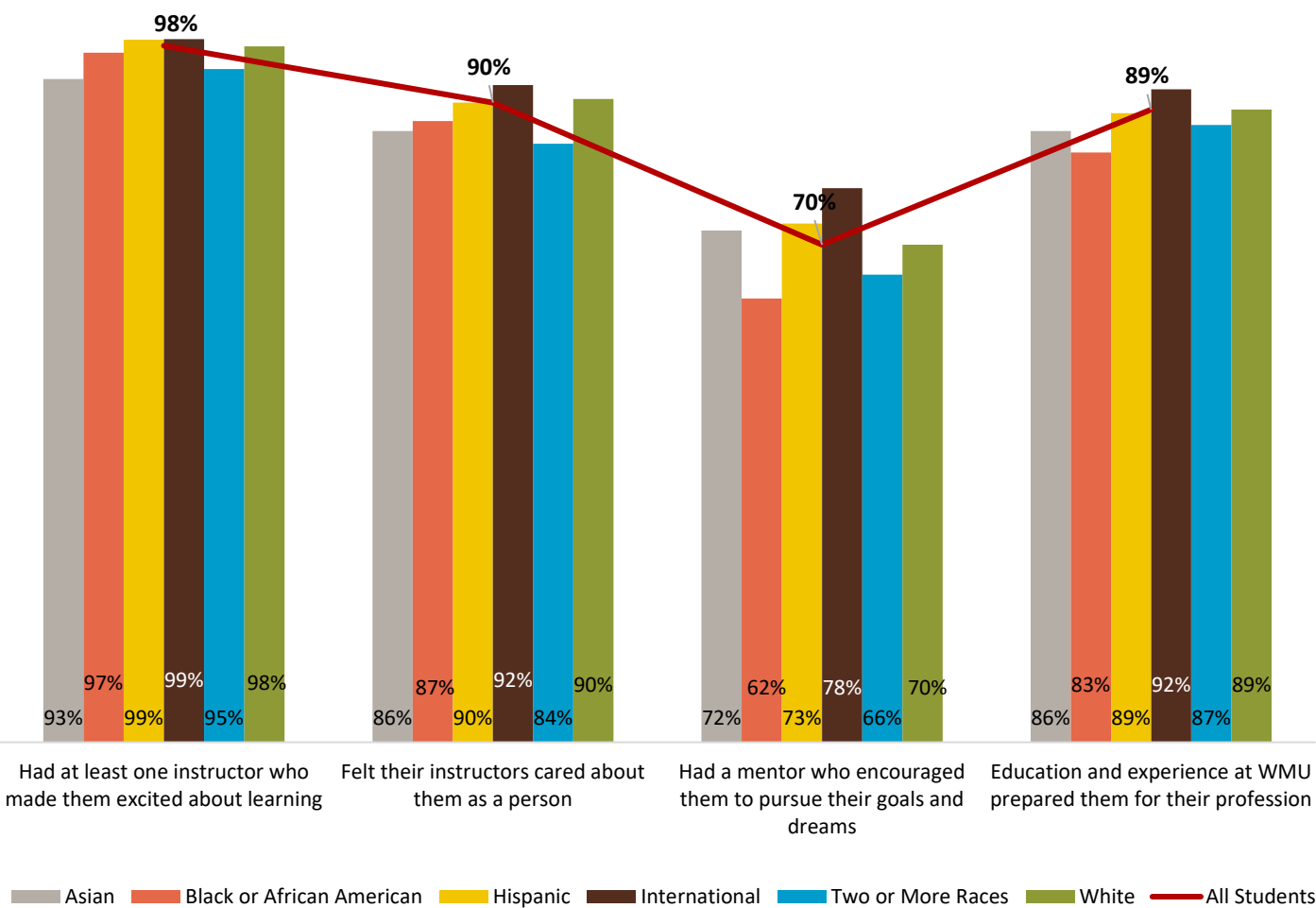
- Among all WMU students, 63% had an internship or a job while at WMU, 53% worked on a semester-long project, and 47% were very involved in co-curricular activities.



Post-Graduation Activity by Student Demographics

Experiences at WMU by Students' Race/Ethnicity

- Among all WMU students, 98% had an instructor who made them excited about learning, 90% felt their instructors cared about them as a person, 70% had a mentor, and 89% thought that WMU prepared them for their career.





Pursue

Thrive

Prosper