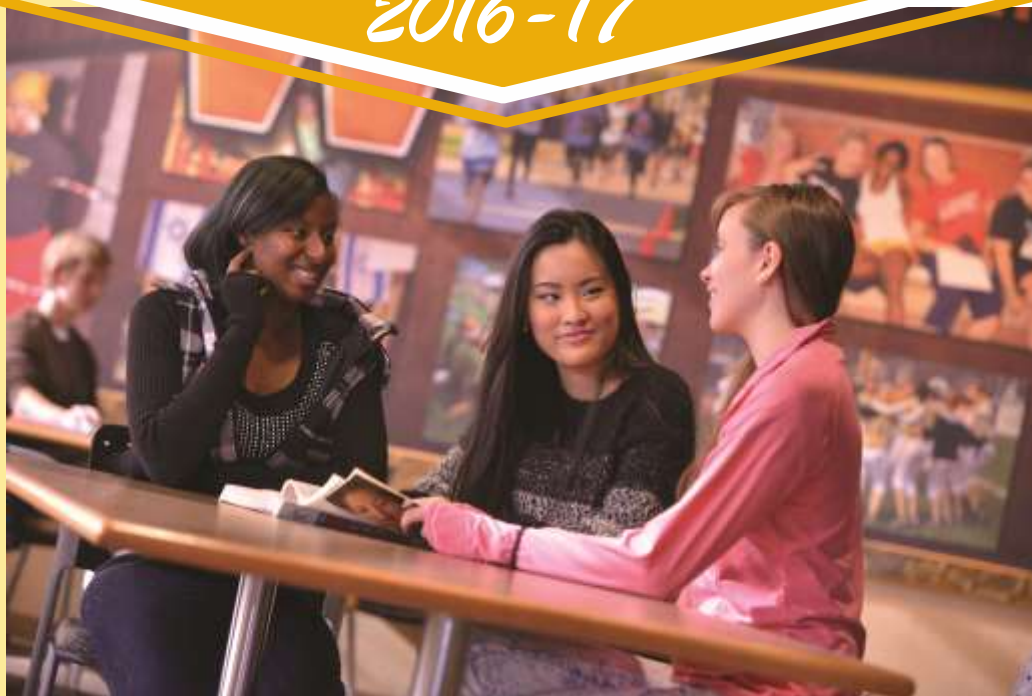




Post-Graduation Activity Report 2016-17

WESTERN MICHIGAN UNIVERSITY

Post-Graduation Report *2016-17*



Compiled by WMU Career and Student Employment Services

Ellsworth Hall | (269) 387-2745 | wmich.edu/career

Survey design, data collection and analysis, and report preparation:

Ewa Urban, Ph.D., Associate Director-Assessment | Ewa.L.Urban@wmich.edu

Christopher Shank, Graduate Assistant | Christopher.E.Shank@wmich.edu

This version last updated January 11, 2018

Download the latest report at wmich.edu/career/planning



WESTERN MICHIGAN UNIVERSITY

**Career and Student
Employment Services**

Experience **GOLD**

Contents

Executive Summary	7
About the Data	8
Demographics	9
Western Michigan University	10
Post-Graduation Activity Reports By College, Major, and Program	18
Arts and Sciences	19
Anthropology	24
Biology	25
Biomedical Sciences	27
Chemistry	29
Communication	30
Criminal Justice	32
Economics	34
English	35
English: Creative Writing	37
English: Rhetoric and Writing Studies	39
Environmental and Sustainability Studies	40
Film, Video, and Media Studies	41
Gender and Women's Studies	42
Geography	43
Geosciences	45
Global and International Studies	47
History	48
International Development Administration	50
Journalism	51
Mathematics	52
Mathematics Education	53
Medieval Studies	54
Organizational Communication	55
Philosophy	57
Physics	58
Political Science	59
Psychology Graduate Programs	61
Psychology: Behavioral Science	63
Psychology: General	65

Contents

Public Administration	67
Public Relations	69
Religion	71
Science Education	72
Sociology	73
Spanish	75
Statistics	77
World Languages and Literatures	78
Aviation	79
Aviation Flight Science	83
Aviation Maintenance Technology	85
Aviation Management and Operations	86
Education and Human Development	88
Athletic Training	93
Career and Technical Education	94
Coaching Sport Performance	95
Counseling Psychology	96
Counselor Education	98
Dietetics	100
Educational Leadership	101
Educational Leadership: Higher Education	102
Educational Leadership: Higher Ed and Student Affairs	103
Educational Leadership: K12	104
Educational Leadership: Organizational Analysis	105
Educational Technology	106
Elementary Education	107
Evaluation, Measurement, and Research	109
Exercise Science	110
Family Science	112
Fashion Merchandising and Design	114
Health Education	115
Interior Design	116
Literacy Studies	117
Organizational Change Leadership	118
Physical Education	119

Contents

Practice of Teaching	120
Recreation.....	121
Secondary Education.....	123
Social Studies: Secondary Education	124
Special Education	125
Engineering and Applied Sciences.....	127
Aerospace Engineering.....	132
Chemical Engineering.....	133
Civil Engineering	135
Computer Engineering.....	137
Computer Science	138
Construction Engineering.....	140
Electrical Engineering	141
Engineering Design Technology	143
Engineering Management.....	144
Engineering Management Technology	145
Graphic and Printing Science	146
Industrial Engineering	147
Manufacturing Engineering	149
Manufacturing Engineering Technology.....	150
Mechanical Engineering.....	151
Paper Engineering	153
Fine Arts	154
Art	159
Dance.....	160
Graphic Design	161
Music.....	162
Music Education.....	164
Music Therapy	165
Theatre.....	166
Haworth College of Business	168
Accountancy	173
Advertising and Promotion.....	175
Business Administration (MBA).....	177
Computer Information Systems	179

Contents

eBusiness Marketing.....	181
Economics in Business	182
Entrepreneurship	183
Finance	184
Food and Consumer Package Goods Marketing	186
Human Resource Management	188
Integrated Supply Management.....	190
Management.....	192
Marketing	194
Sales and Business Marketing.....	196
Health and Human Services.....	198
Alcohol and Drug Abuse	203
Blindness and Low Vision Studies	204
Integrative Holistic Health and Wellness.....	206
Interdisciplinary Health Sciences	207
Interdisciplinary Health Services	208
Nursing.....	211
Occupational Therapy.....	212
Physician Assistant.....	214
Social Work.....	215
Speech Pathology and Audiology	217
Interdisciplinary Programs.....	219
Evaluation	220
Health Informatics and Information Management	221
Telecommunications and Information Management	222
University Studies	223
Lee Honors College.....	225
National Salary Data	229

Executive Summary

We surveyed all (N=5205) WMU students graduating with bachelor's, master's, and doctoral degrees between August 2016 and June 2017.

Primary Activity Summary 2016–17

	count	percent
Actively Engaged	3639	91%
Employed full time	2843	71%
Employed part time	186	5%
Continuing education	568	14%
Military service	29	1%
Volunteering full time	13	0.3%
Not Actively Engaged	377	9%
Looking for work	317	8%
Other commitments (e.g. family, travel, etc.)	60	1%

Data was obtained for 77% of the population (N=4016).

91% of WMU graduates were actively engaged within three months of graduation.

Full-Time Employment Highlights

- **71%** were **employed full time**.
- The **median salary** was **\$40,000–\$45,000** based on 1733 reported salaries.
- **85%** have a job **related to their degree**.
- **88%** are **satisfied** with their job.
- **77%** work in **Michigan**; 21% work in 48 other U.S. states; and 2% work in 26 countries outside the U.S.

Continuing Education

- **14%** are **pursuing further education** after graduating from WMU.
- **51%** are continuing education **at WMU**, and the remaining 49% will attend 116 different institutions.

Experiential Education

- **84%** completed an experiential education activity.

"Active engagement" includes full-time employment, part-time employment, military service, volunteering full time, and continuing education.

"Absolutely life-changing experiences. Great faculty, welcoming staff, and inclusive environment."

About the Data

Career and Student Employment Services conducts the annual Post-Graduation Activity Survey on behalf of the University. The survey is conducted in accordance with the “Standards and Protocols for the Collection and Dissemination of Graduating Student Initial Career Outcomes Information” published by the National Association of Colleges and Employers (NACE).

Three weeks before each graduation, all graduating students receive an email from their college dean, department chairperson, or program director with a personalized link to the Post-Graduation Activity Survey. Survey respondents select one post-graduation activity category: working full time, working part time, further education or study, military service, volunteering full time (like Peace Corps, AmeriCorps, mission work), other commitments (e.g., family, travel, etc.), or looking for work.

Nonrespondents receive at least four reminders via email. For the graduates who have not responded to the survey after multiple invitations, we gather employment data from public LinkedIn profiles. **Survey response rate was 61%, while the overall knowledge rate was 77%.** Seventy-nine percent of the data in this report was obtained through the online questionnaire and 21% through LinkedIn.

Post-graduation activity data was updated throughout the year by following up with respondents who indicated they were seeking employment at the time of completing the survey. The data collection cycle ended on October 15, 2017.

Sixty-one percent (61%, N=1733) of respondents working full time reported a salary range. Salary information is reported only for full-time employment, and it includes salaries for jobs outside the United States. **We publish median salary ranges for majors/programs with at least five reported salaries.** At the end of the report we include national data from the Salary Surveys published by NACE. All salary data is provided for informational purposes only and is not intended to be used for comparisons or predictions.

The report lists all WMU majors for which sufficient data has been collected. Names of majors in the report align with those listed at wmich.edu/academics. If there are fewer than five primary activity responses for a program (or for one degree level of a program), data from 2015–16 is added and/or similar majors are combined. **If there are fewer than five responses for a program from 2015–16 and 2016–17 together, the program is not included in the report.** Data from 2015–16 is added only to the individual reports for the majors, not to the overall college or university reports.

There were 286 students who completed two or more majors during the graduation period. They are included once in each section of the report that corresponds to one of their degrees. No student’s data is ever counted twice in the same report section.

One purpose of this report is to help students with career exploration. To that end, reports for individual majors and programs include sample job titles and employer names.

NACE and Career and Student Employment Services acknowledge that the positive impact of a college education cannot be measured merely in terms of employment, earnings, or continued education. The most significant and substantive outcomes of personal and professional growth occur over the lifetime of the individual graduate.

Demographics

The target population for the Post-Graduation Activity Survey includes all WMU students who graduate with bachelor's, master's, or doctoral degrees during the year of the report. For 2016–17, we surveyed the 5205 students who earned their degrees between August 2016 and June 2017. Post-graduation activity data was obtained for **4016 graduates**, or **77% of the population**.*

The tables below show demographic distributions for the survey population and the respondent population. Demographic data was obtained from Cognos.

	All 2016–17 Graduates		Respondents	
Population Totals	5205		4016	
	counts	% of total	counts	% of total
Degree Types				
Bachelor's	3733	71.7%	2805	69.8%
Master's	1310	25.1%	1072	26.6%
Doctoral	135	2.6%	121	3%
Postbaccalaureate Certificate	27	0.5%	18	0.4%
Graduation Semester				
Summer II (August) 2016	580	11.1%	419	10.4%
Fall (December) 2016	1601	30.8%	1300	32.4%
Spring (April) 2017	2414	46.4%	1910	47.6%
Summer I (June) 2017	610	11.7%	387	9.6%
Gender				
Female	2785	53.5%	2162	53.8%
Male	2420	46.5%	1854	46.2%
Race/Ethnicity				
American Indian or Alaska Native	24	0.5%	18	0.4%
Asian	90	1.7%	70	1.7%
Black or African American	405	7.8%	293	7.3%
Hispanic	204	3.9%	155	3.9%
International	410	7.9%	333	8.3%
Native Hawaiian or Other Pacific Islander	8	0.2%	8	0.2%
Two or More Races	140	2.7%	96	2.4%
White	3885	74.6%	3009	74.9%
No response for race/ethnicity	39	0.7%	34	0.8%

* An additional 20 graduates responded to the survey, but declined to provide their post-graduation activity.

Western Michigan University

Post-Graduation Activity

91% of all Western Michigan University graduates were actively engaged.

	All WMU degrees		Undergraduate degrees		Graduate degrees	
	count	percent	count	percent	count	percent
Actively Engaged	3639	91%	2557	91%	1082	89%
Employed full time	2843	71%	1947	69%	896	74%
Employed part time	186	5%	135	5%	51	4%
Continuing education	568	14%	443	16%	125	10%
Military service	29	1%	24	1%	5	0.4%
Volunteering full time	13	0.3%	8	0.3%	5	0.4%
Not Actively Engaged	377	9%	248	9%	129	11%
Looking for work	317	8%	209	7%	108	9%
Other commitments (e.g. family, travel, etc.)	60	1%	39	1%	21	2%

Survey Population

	Graduates	Responses	
All degrees	5205	4016	(77%)
Bachelor's	3733	2805	(75%)
Master's	1310	1072	(82%)
Doctoral	135	121	(90%)
Postbaccalaureate Certificate	27	18	(67%)

"I had the best experience at WMU! Every day I became more glad that I chose this school, and I am sad to leave!"

Western Michigan University

All Degrees Full-time Employment

- **Median salary** was **\$40,000 to \$45,000** (based on 1733 responses).
- **77%** had a job in **Michigan**.
- **85%** had a job **related** to their degree.
- **88%** were **satisfied** with their job.

Top Employers of WMU Graduates

Undergraduate degrees	Graduate degrees
AAM-American Axle Manufacturing	Borgess
Amazon	Bronson
Beaumont Health	Community Mental Health Authority
Borgess	Eaton
Bronson	Family Outreach Center
C.H. Robinson	FEMA Corporation
DENSO	Ford Motor Company
Eaton	Grand Rapids Public Schools
FCA-Fiat Chrysler Automobiles	Henry Ford Health System
General Motors	Kalamazoo Public Schools
Gentex	Kellogg's
Hormel Foods	KVCC
Kellogg's	Lakeland Health
Kroger	MPI Research
Mann+Hummel	Newaygo County Mental Health
MPI Research	Parker Hannifin
Parker Hannifin	Pfizer
PepsiCo	Pi Square Technologies
Perrigo	Spectrum Health
Pfizer	State of Michigan
PNC	Steelcase
Spectrum Health	Stryker
Stryker	Trumpet Behavioral Health
Total Quality Logistics	University of Wisconsin
University of Michigan	VA Hospital
Whirlpool	VVST Energy
WMU	WMU
Zoetis	Zimmer Biomet

Salary Ranges for Full-Time Employment

	25 th percentile	50 th percentile Median	75 th percentile	Number of Responses
All WMU	\$30,000-\$35,000	\$40,000-\$45,000	\$55,000-\$60,000	1733
All undergraduate	\$30,000-\$35,000	\$40,000-\$45,000	\$55,000-\$60,000	1151
All graduate	\$40,000-\$45,000	\$50,000-\$55,000	\$65,000-\$70,000	582

Western Michigan University

Experiential Education

Respondents were asked: "While at WMU, did you **participate in an experiential education activity**? (e.g., internship, co-op, practicum, research, service learning, student teaching, senior design project, senior performance project, capstone, or other work experience related to your field of study.) This includes activities that were required or optional in your program."

84% of all WMU degree recipients participated in an experiential education activity.

	All WMU degrees	Undergraduate degrees	Graduate degrees
All WMU degrees	84%	83%	87%
College of Arts and Sciences	84%	79%	92%
College of Aviation	70%	70%	-
College of Education and Human Development	96%	99%	93%
College of Engineering and Applied Sciences	86%	93%	76%
College of Fine Arts	91%	91%	89%
Haworth College of Business	77%	81%	57%
College of Health and Human Services	94%	92%	96%

Top Experiential Education Employers

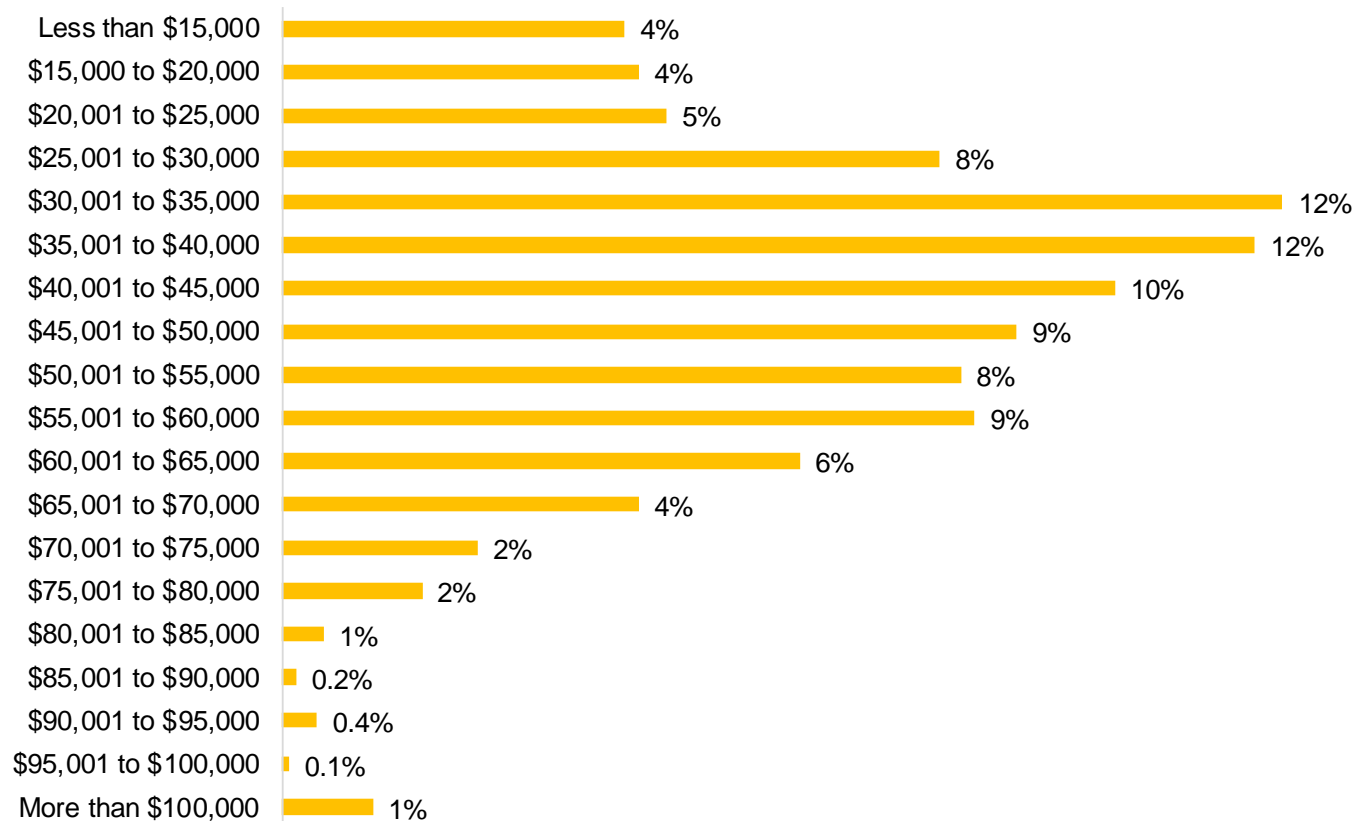
AAM-American Axle Manufacturing	Gryphon Place	MI Department of Transportation
Abbott	Henry Ford Health System	Parchment Public Schools
American Red Cross	Heritage Community of Kalamazoo	Paw Paw Public Schools
Battle Creek Public Schools	Kalamazoo Autism Center	Pine Rest
BDO	Kalamazoo Christian Schools	Plainwell Community Schools
Beaumont Health	Kalamazoo College	Plante Moran
Bethany Christian Services	Kalamazoo County Animal Services and Enforcement	Portage Public Schools
Borgess	Kalamazoo Probation Enhancement Program	SOAR Clinic
Bronson	Kalamazoo Psychiatric Hospital	Spectrum Health
Bureau of Services for Blind Persons	Kalamazoo Public Schools	Streamline Healthcare
Center for Disability Services	Kellogg's	Stryker
City of Kalamazoo	KRESA	Summit Pointe
Command Electronics	Kroger	Summit Polymers
DENSO	Lakeside Academy	The Ark
Dept of Health & Human Services	Lakeview Public Schools	University of Michigan
Eaton	Learning Village	VA Hospital
Edwards Garment	Mann+Hummel	Van Buren ISD
Enterprise Rent-A-Car	Mary Free Bed	Vicksburg Public Schools
FEMA Corporation	Mattawan Consolidated Schools	Whirlpool
Friendship Village	Meijer	WMU
General Motors	Mel Trotter Ministries	WoodsEdge Learning Center
Great Lakes Center for Autism		YMCA
		YWCA

Western Michigan University

Undergraduates' Full-time Employment

- **Median salary** for undergraduates was **\$40,000 to \$45,000** (based on 1151 responses).
- **78%** had a job in **Michigan**.
- **82%** had a job **related** to their degree.
- **88%** were **satisfied** with their job.

Undergraduate Salaries



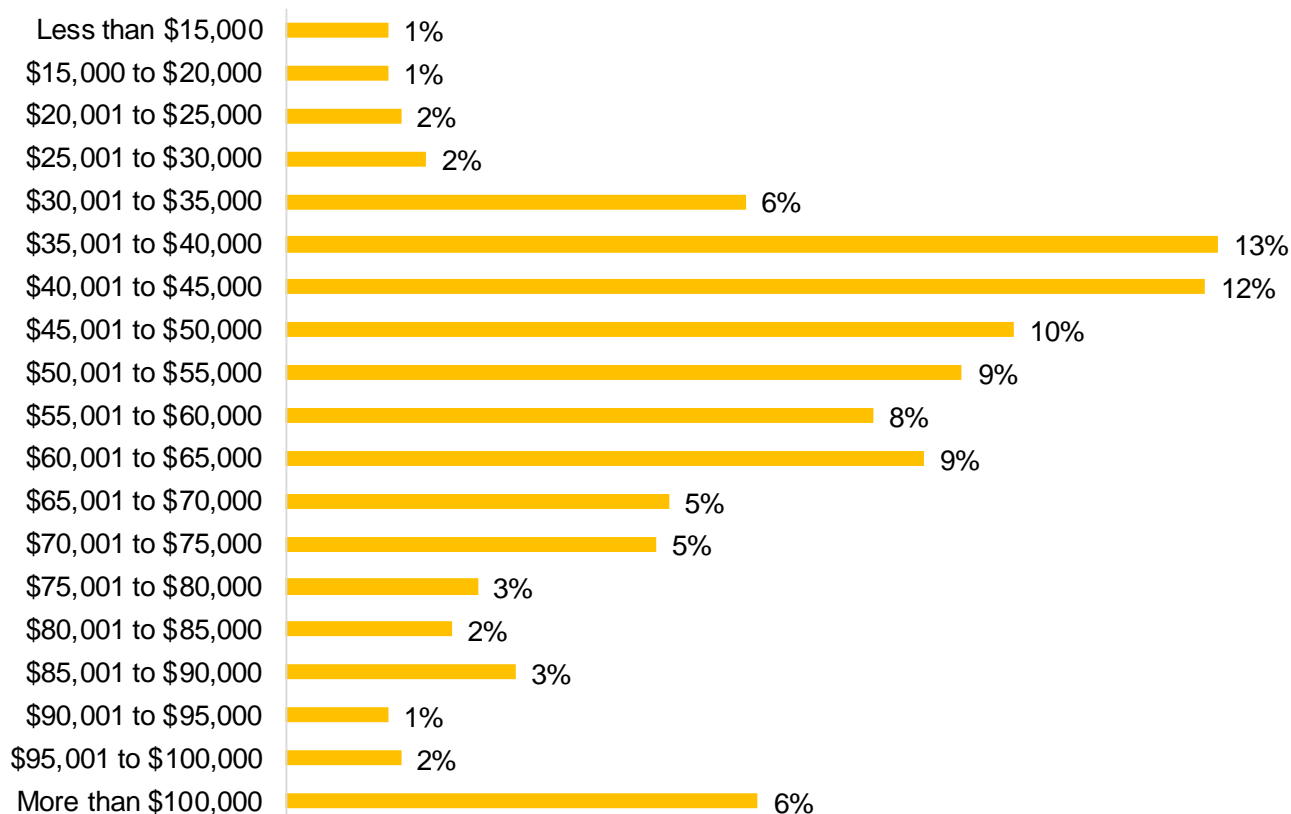
"Love this school. Go Broncos! Best 4 years of my life."

Western Michigan University

Graduate Students' Full-time Employment

- **Median salary** for graduate students was **\$50,000 to \$55,000** (based on 582 responses).
- **74%** had a job in **Michigan**.
- **91%** had a job **related** to their degree.
- **89%** were **satisfied** with their job.

Graduate Salaries

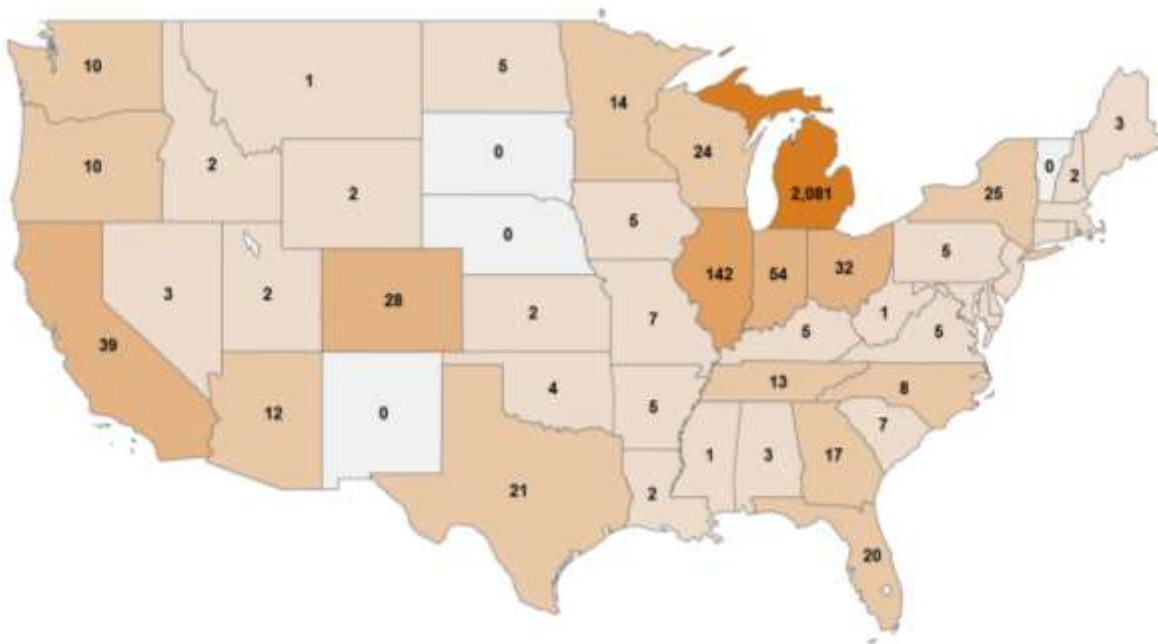


"WMU is a great university and community. Everyone here is so polite and outgoing. This has always been my dream school. I am lucky to have spent time here learning from amazing teachers and students. It's a great day to be a Bronco!"

Western Michigan University

Where Broncos Work

- **77%** in Michigan.
- **21%** elsewhere in the United States.
- Top states: Illinois, Indiana, California, Ohio, Colorado, New York, Wisconsin, Texas, Florida, Georgia, and Minnesota.
- **2%** outside the United States in 26 countries.
- Top countries: Saudi Arabia, Dominican Republic, China, Canada, Japan, and Malaysia.



*The map displays counts for full-time employment.

**Not pictured: Alaska (2 graduates), Delaware (3), Hawaii (3), Massachusetts (8), New Jersey (4), Rhode Island (2), Washington, D.C (10), U.S Territories (1).

Organization Types

	All WMU degrees	Undergraduate degrees	Graduate degrees
For-profit business	65%	75%	43%
Nonprofit organization	16%	12%	23%
Educational institution	13%	8%	26%
Government	6%	5%	9%

Western Michigan University

Continuing Education Choices

16% of undergraduates and 10% of graduate degree recipients said they would be pursuing further education or further study after completing their WMU degree.

Types of further education					
	count	percent		count	percent
Master's	329	62%	Certificate program	18	3%
Doctoral	111	21%	Specialist	5	1%
Professional school	48	9%	Associate's	5	1%
Bachelor's	6	1%	Additional classes	3	1%

51%
of respondents
pursuing further education
said they planned to
attend WMU

Top institutions chosen for further education
Arizona State University
DePaul University
Grand Valley State University
Indiana University
Michigan State University
Midwestern University
University of Cincinnati
University of Colorado
University of Michigan
University of Tennessee
Wayne State University
Western Michigan University
WMU Cooley Law School

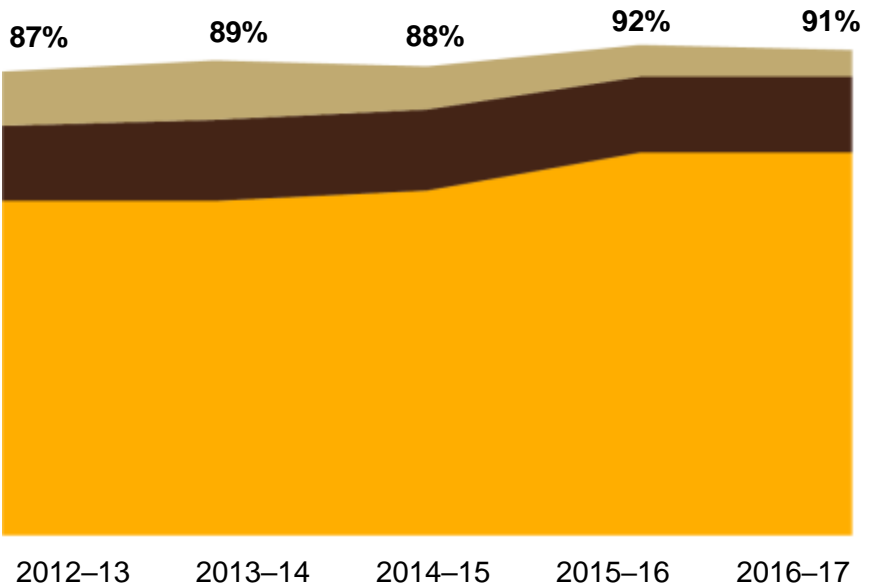
WMU graduates are pursuing further education in 160 fields of study.

Top fields of study	
Accountancy	Medicine
Behavior Analysis	Occupational Therapy
Biological Sciences	Physical Therapy
Business Administration	Physician Assistant
Civil Engineering	Psychology
Dietetics	Social Work
Law	Speech and Language Pathology

Five Years of Post-Graduation Activity

For the last five years, 87% to 92% of WMU graduates have been actively engaged within 3 months of graduating.

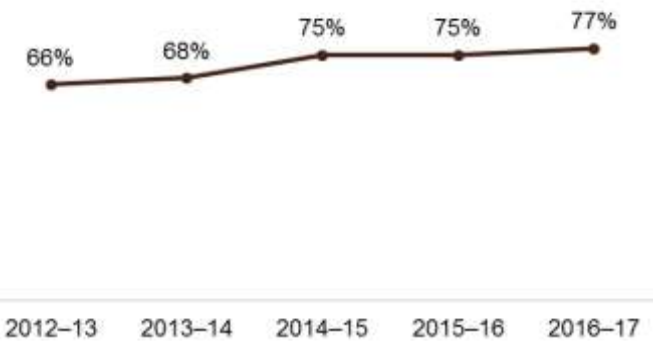
Not pictured: military service and volunteer service. Each year, between 1% and 2% of graduates reported military or volunteer service as their primary post-graduation activity.



	2012-13	2013-14	2014-15	2015-16	2016-17
Actively Engaged	87%	89%	88%	92%	91%
Employed Full Time	62%	62%	64%	71%	71%
Continuing Education	14%	15%	15%	14%	14%
Employed Part Time	10%	11%	8%	6%	5%

The chart to the right displays the knowledge rates for the Post-Graduation Activity Reports from the last five years. The report knowledge rate is the percentage of graduates for which WMU has obtained reasonable and verifiable post-graduation activity data. This data is obtained through the Post-Graduation Activity Survey and from public LinkedIn profiles.

Post-Graduation Activity Knowledge Rates



Post-Graduation Activity Reports By College, Major, and Program

Arts and Sciences	19
Aviation.....	79
Education and Human Development.....	88
Engineering and Applied Sciences.....	127
Fine Arts.....	154
Haworth College of Business.....	168
Health and Human Services.....	198
Interdisciplinary Programs.....	219
Lee Honors College.....	225



Arts and Sciences



WESTERN MICHIGAN UNIVERSITY

Anthropology	24
Biology.....	25
Biomedical Sciences.....	27
Chemistry	29
Communication.....	30
Criminal Justice	32
Economics	34
English.....	35
English: Creative Writing.....	37
English: Rhetoric and Writing Studies	39
Environmental and Sustainability Studies	40
Film, Video, and Media Studies	41
Gender and Women's Studies	42
Geography.....	43
Geosciences.....	45
Global and International Studies	47
History	48
International Development Administration.....	50
Journalism	51
Mathematics	52
Mathematics Education.....	53
Medieval Studies	54
Organizational Communication	55
Philosophy	57
Physics	58
Political Science.....	59
Psychology Graduate Programs	61
Psychology: Behavioral Science	63
Psychology: General.....	65
Public Administration	67
Public Relations	69
Religion.....	71
Science Education	72
Sociology.....	73
Spanish.....	75
Statistics	77
World Languages and Literatures	78

Arts and Sciences

Post-Graduation Activity

89% of all Arts and Sciences graduates were actively engaged.

	All degrees		Undergraduate degrees		Graduate degrees	
	count	percent	count	percent	count	percent
Actively Engaged	865	89%	612	89%	253	91%
Employed full time	555	57%	376	55%	179	64%
Employed part time	70	7%	58	8%	12	4%
Continuing education	224	23%	165	24%	59	21%
Military service	9	1%	9	1%	0	0%
Volunteering full time	7	1%	4	1%	3	1%
Not Actively Engaged	102	11%	76	11%	26	9%
Looking for work	81	8%	63	9%	18	6%
Other commitments (e.g. family, travel, etc.)	21	2%	13	2%	8	3%

Survey Population

	Graduates	Responses	
All Arts and Sciences	1305	967	(74%)
Bachelor's	979	688	(70%)
Master's	252	212	(84%)
Doctoral	71	65	(92%)
Postbaccalaureate Certificate	3	2	(67%)

The Post-Graduation Activity Survey was sent to all of the 1305 students who earned a degree from the College of Arts and Sciences between August 2016 and June 2017.

Salary Ranges for Full-Time Employment

	25 th percentile	50 th percentile Median	75 th percentile	Number of Responses
All Arts and Sciences	\$25,000-\$30,000	\$35,000-\$40,000	\$50,000-\$55,000	317
Undergraduate	\$20,000-\$25,000	\$30,000-\$35,000	\$35,000-\$40,000	187
Graduate	\$35,000-\$40,000	\$47,500-\$52,500	\$60,000-\$65,000	130

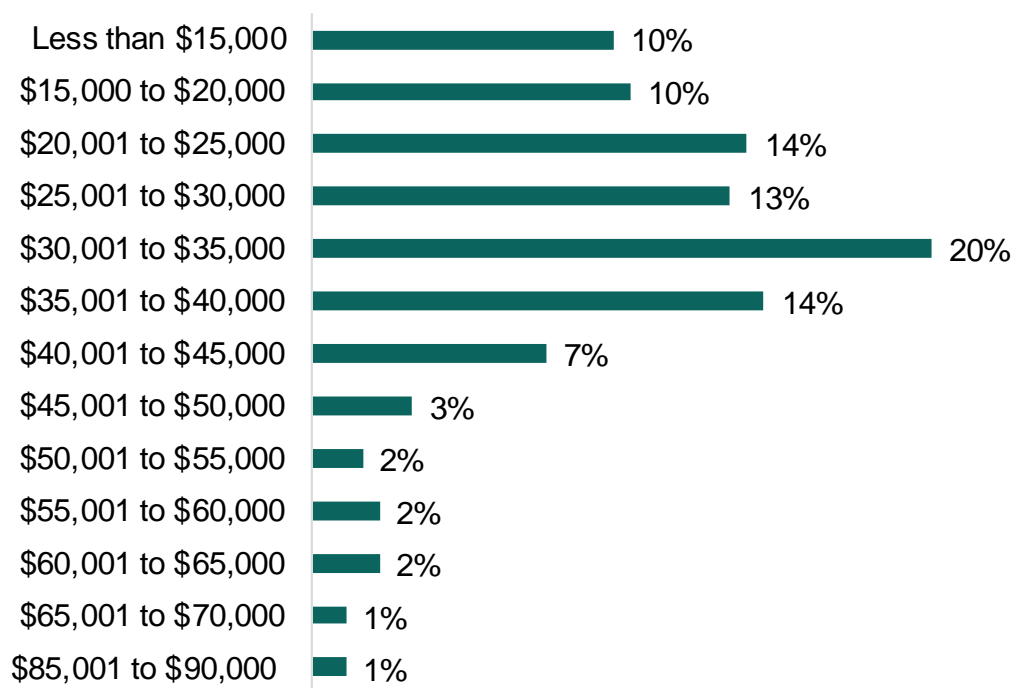
"My experience at WMU has been life-altering to say the least. Because of the faculty and staff in my department I was able to find my passion and pursue it as a career. The compassion and support I received allowed me to continue despite obstacles. I will forever be indebted to WMU and try to show the same level of support to others throughout my life and career."

Arts and Sciences

Undergraduates' Full-time Employment

- Median salary for undergraduate degree recipients in the College of Arts and Sciences was \$30,000 to \$35,000 (based on 187 responses).
- 82% had a job in Michigan.
- 67% had a job related to their degree.
- 76% were satisfied with their job.

Undergraduate Salaries



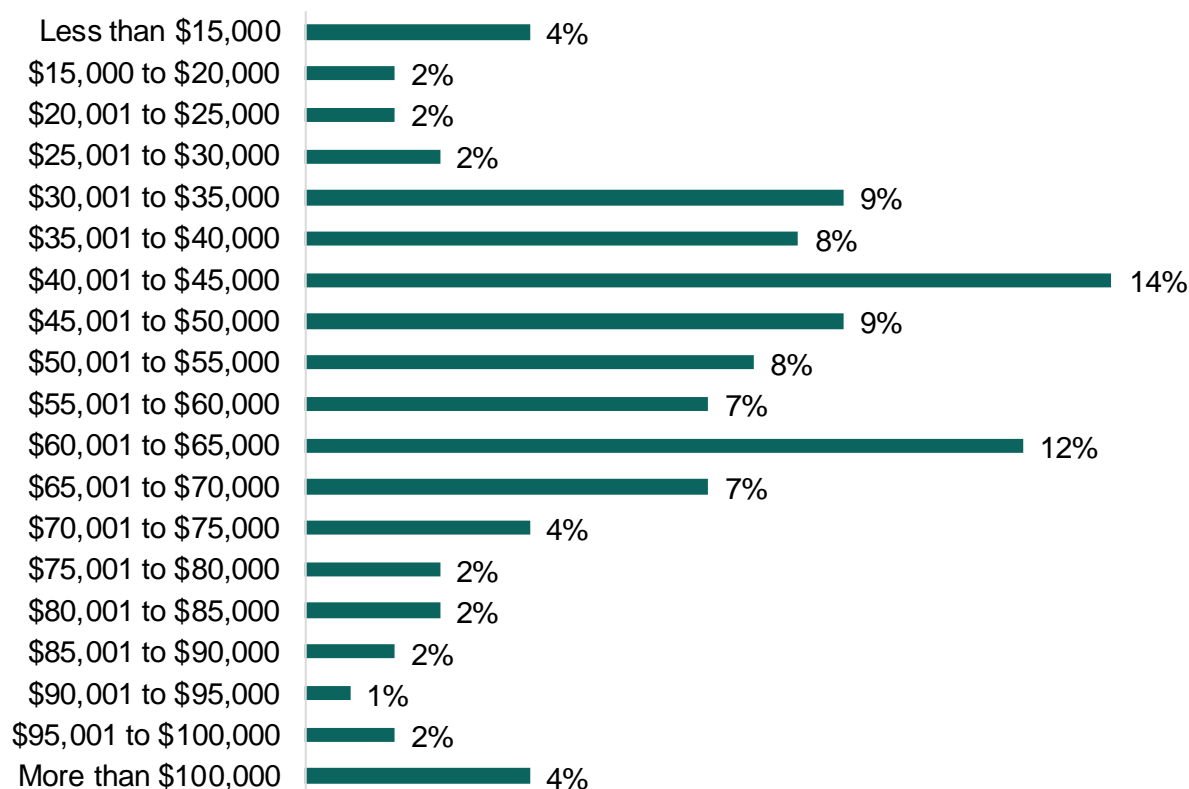
"I've found the professors in my departments to be very inspiring and I'm so thankful that I've had the chance to learn from them."

Arts and Sciences

Graduate Students' Full-time Employment

- Median salary for graduate degree recipients in the College of Arts and Sciences was \$47,500 to \$52,500 (based on 130 responses).
- 60% had a job in Michigan.
- 90% had a job related to their degree.
- 87% were satisfied with their job.

Graduate Salaries



"The most important aspect of my career development at WMU was working with my mentors on research and education projects. The coursework was of course vital, but assuming this is somewhat standard, the connections and skills I gained from working were instrumental in my finding a good graduate appointment."

Arts and Sciences

Top Employers of Arts and Sciences Graduates

A&C Behavioral Solutions	Gateway Pediatric Therapy	Pfizer
ABA Pathways	Gordon Food Service	PNC
Advia Credit Union	Grand Valley State University	Quicken Loans
Aerotek	Great Lakes Wine and Spirits	Residential Opportunities Inc.
Behavior Consultants	Henry Ford Health System	State of Michigan
Borgess	Insight Global	Stryker
Braintrust Behavioral Health	JET Program	Summit Pointe
Bronson	KVCC	Trumpet Behavioral Health
Building Bridges Therapy Center	Kellogg's	Underground Printing
Centria Healthcare	Lowe's	United States Army
City of Battle Creek	MDA Information Systems	Whirlpool
City of Owosso	Meridian Health	WMU
Concentrix	MPI Research	WMU Stryker School of Medicine
Drug and Laboratory Disposal	Perrigo	WZZM 13
Farmers Insurance		Zoetis

Continuing Education

- 23% of Arts and Sciences respondents are pursuing further education after graduating from WMU.
- After graduation, 45% of Arts and Sciences respondents are pursuing masters degrees, 31% doctoral, 19% professional schools, 2% certification programs, 1% associates degrees, 1% specialist programs, and 1% additional classes in their discipline.
- 43% are continuing education at WMU, and the remaining 57% will attend 71 different institutions.

Experiential Education

	All CAS degrees	Undergraduate degrees	Graduate degrees
Arts and Sciences	84%	79%	92%

Top Experiential Education Employers

American Red Cross	Kalamazoo Nature Center	WMU Law School Innocence Project
ABAI	Kellogg's	WMU-Psychology Department
Bronson	KRESA	WMU-Sindecuse
Buy Local Kalamazoo	Portage Public Schools	WMU Stryker School of Medicine
Fort St. Joe Archaeological Project	Restore Ministries	WMU-Sustainability Office
Great Lakes Center for Autism	Summit Pointe	WMU-Unified Clinics
Kalamazoo County Animal Services and Enforcement	Van Buren ISD	WMU-Western Herald
	WMU	WoodsEdge Learning Center

WMU Internship Catalog by Major: wmich.edu/career/students/internships/interncatalog

Anthropology

Post-Graduation Activity

83% of undergraduates and 88% of graduate degree recipients were actively engaged.

	Undergraduate degrees		Graduate degrees	
	count	percent	count	percent
Actively Engaged	10	83%	7	88%
Employed full time	8	67%	4	50%
Employed part time	0	0%	1	13%
Continuing education	2	17%	2	25%
Not Actively Engaged	2	17%	1	13%
Other commitments (e.g. family, travel, etc.)	2	17%	1	13%

Full-time Employment

- Median salary for graduate degrees was \$40,000 to \$45,000 (based on 5 responses from 2015-16 and 2016-17).
- 80% were located in Michigan.
- 60% indicated their job was related to their degree.
- 100% were satisfied with their job.

Sample Job Titles and Employers

Adapted Physical Ed. Teacher at Portland Public Schools
Archaeologist 3 at R.C. Goodwin and Associates
Archaeology Crew Member at Mackinac State Historic Parks
Quality Manager at Kellogg's
Research Associate at MPI Research
Retail Escalation Manager at PNC
Retention Officer at Financial Partners

Sample Continuing Education Choices

Certification program in TEFL
Doctorate in Anthropology at MSU
Masters in Higher Education and Student Affairs at GVSU

About the Data

Graduating students were asked to provide their information through the WMU Post-Graduation Activity Survey within three months of their date of graduation. Some additional data was obtained from students' public professional profiles.

Degree recipients	Post-graduation data was obtained for	
	20 graduates (77%)	
	Graduates	Responses
Bachelor's	16	12 (75%)
Master's	10	8 (80%)

Biology

Post-Graduation Activity

83% of undergraduates and 92% of graduate degree recipients were actively engaged.

	Undergraduate degrees		Graduate degrees	
	count	percent	count	percent
Actively Engaged	24	83%	11	92%
Employed full time	16	55%	7	58%
Continuing education	8	28%	4	33%
Not Actively Engaged	5	17%	1	8%
Looking for work	4	14%	0	0%
Other commitments (e.g. family, travel, etc.)	1	3%	1	8%

Full-time Employment

- Median salary for undergraduates was \$25,000 to \$30,000 (based on 11 responses).
- Median salary for graduate degree recipients was \$35,000 to \$40,000 (based on 6 responses).
- 96% were located in Michigan.
- 83% indicated their job was related to their degree.
- 72% were satisfied with their job.

About the Data

Graduating students were asked to provide their information through the WMU Post-Graduation Activity Survey within three months of their date of graduation. Some additional data was obtained from students' public professional profiles.

This report includes data from students who majored in Biology and Biology: Secondary Education.

Degree recipients	Post-graduation data was obtained for	
52	41 graduates (79%)	
	Graduates	Responses
Bachelor's	39	29 (74%)
Master's	11	11 (100%)
Doctoral	2	1 (50%)

Sample Job Titles and Employers

Associate Scientist at Perrigo
Field and Lab Technician at Michigan State University
Genetic Scientist at Pfizer
High School Science Teacher at Three Rivers Community Schools
Lab Technician at Henkel
Large Animal Research Technician at MPI Research
Microbiologist at Pfizer
Naturalist Interpreter at Wolf Lake State Fish Hatchery
Outdoor Educator at Frederik Meijer Gardens and Sculpture Park
Perioperative Blood Management Technologist at Comprehensive Care Services
Principal Scientist at Zoetis
QC Supervisor at Perrigo
Quality Assurance Contractor at Pfizer
Regional Manager at Servicemaster
Restoration Ecology Research Apprentice at Wilds
Site Technician at Chemico Group
State Worker at Department of Natural Resources
Stewardship Manager at Pierce Cedar Creek Institute
Substitute Teacher at EDUStaff

Sample Continuing Education Choices

Doctorate in Ecology at University of California, Riverside
Doctorate in Microbiology at Arizona State University
Masters in Biology at University of Michigan
Masters in Biology at WMU
Masters in Microbiology at WMU
MD in Veterinary Medicine at Michigan State University

Biomedical Sciences

Post-Graduation Activity

95% of degree recipients were actively engaged.

	count	percent
Actively Engaged	74	95%
Employed full time	31	40%
Employed part time	5	6%
Continuing education	38	49%
Not Actively Engaged	4	5%
Looking for work	2	2.5%
Other commitments (e.g. family, travel, etc.)	2	2.5%

Full-time Employment

- Median salary was \$30,000 to \$35,000 (based on 18 responses).
- 79% were located in Michigan.
- 65% indicated their job was related to their degree.
- 65% were satisfied with their job.

About the Data

Graduating students were asked to provide their information through the WMU Post-Graduation Activity Survey within three months of their date of graduation. Some additional data was obtained from students' public professional profiles.

Bachelor's degree recipients

114

Post-graduation data was obtained
for

78 graduates (68%)

Biomedical Sciences

Sample Job Titles and Employers

Account Specialist at Cleo	Medical Scribe at ScribeAmerica
Administrative Coordinator at Greater Michigan Gastroenterology	Mortgage Banker at Quicken Loans
Analytical Technician at Magni Coatings	Nuclear Operator at Entergy
Certified Nursing Assistant at Bronson	Panama Fellow at Movement Exchange
Clinical Research Coordinator at Michigan Institute of Urology	Pathology Associate at SNBL USA
Data Entry Technician at HomeTown Pharmacy	Patient Care Assistant at Bronson
Day Trader at Celaritas Capital	Pharmacy Technician at Meijer
Emergency Medical Technician at Mobile Medical Response	Quality Operations Analyst at Aerotek
EMS Specialist at Pfizer	Research Technician at MPI Research
Entrepreneur at KLM Bike and Fitness	Research Technologist at Mayo Clinic
Medical Assistant at Michigan Medicine	Sales Development Representative at Valassis
	Simulation Technician at WMU Homer Stryker M.D. School of Medicine

Sample Continuing Education Choices

Associates in Nursing at KVCC	MD at Lake Erie College of Osteopathic Medicine
Doctorate in Biological Sciences at Harvard	MD at Michigan State University
Doctorate in Biology at WMU	MD at The Ohio State College of Medicine
Doctorate in Medicine at St. James School of Medicine	MD at WMU Homer Stryker M.D. School of Medicine
Doctorate in Pharmacy at University of Tennessee	MD in Dental/Orthodontics at Midwestern University
Masters in Biological Sciences at WMU	MD in Optometry at Massachusetts College of Pharmacy and Health Sciences
Masters in Biomedical Science at University of California, Los Angeles	MD in Optometry at University of the Incarnate Word Rosenberg School of Optometry
Masters in Infectious Diseases/Epidemiology at Drexel University	MD in Veterinary Medicine at Michigan State University
Masters in Physician Assistant at WMU	
MD at Temple University	
MD at Central Michigan University	
MD at King Saud University	

Chemistry

Post-Graduation Activity

64% of undergraduates and 67% of graduate degree recipients were actively engaged.

	Undergraduate degrees		Graduate degrees	
	count	percent	count	percent
Actively Engaged	7	64%	6	67%
Employed full time	5	45%	6	67%
Continuing education	1	9%	0	0%
Military service	1	9%	0	0%
Not Actively Engaged	4	36%	3	33%
Looking for work	4	36%	2	22%
Other commitments (e.g. family, travel, etc.)	0	0%	1	11%

Full-time Employment

- Median salary for undergraduates was \$35,000 to \$40,000 (based on 5 responses).
- Median salary for graduate degrees was \$55,000 to \$60,000 (based on 5 responses).
- 73% were located in Michigan.
- 100% indicated their job was related to their degree.
- 78% were satisfied with their job.

Sample Job Titles and Employers

68V Respiratory Specialist at United States Army
Chemist at Abbott Labs
Field Chemist at Drug and Laboratory Disposal
Hazardous Waste Chemist at Drug and Laboratory Disposal
Postdoctoral Scholar at University of Kentucky

Process Engineer at Pfizer
Quality Lab Technician at ICM Products
Quality Project Intern at Bell's Brewery
Research Associate at MPI Research
Sr. R&D Chemist at Newell Brands
Visiting Assistant Professor at Albion College

About the Data

Graduating students were asked to provide their information through the WMU Post-Graduation Activity Survey within three months of their date of graduation. Some additional data was obtained from students' public professional profiles.

This report includes data from students who majored in Biochemistry; Chemistry; and Chemistry: Secondary Education.

Degree recipients	Post-graduation data was obtained for	
26	20 graduates (77%)	
	Graduates	Responses
Bachelor's	16	11 (69%)
Master's	3	2 (67%)
Doctoral	7	7 (100%)

Communication

Post-Graduation Activity

84% of undergraduates and 78% of graduate degree recipients were actively engaged.

	Undergraduate degrees		Graduate degrees	
	count	percent	count	percent
Actively Engaged	32	84%	7	78%
Employed full time	25	66%	6	67%
Employed part time	3	8%	0	0%
Continuing education	3	8%	1	11%
Volunteering full time	1	3%	0	0%
Not Actively Engaged	6	16%	2	22%
Looking for work	5	13%	1	11%
Other commitments (e.g. family, travel, etc.)	1	3%	1	11%

Full-time Employment

- Median salary for undergraduates was \$25,000 to \$30,000 (based on 11 responses).
- 83% were located in Michigan.
- 83% indicated their job was related to their degree.
- 83% were satisfied with their job.

About the Data

Graduating students were asked to provide their information through the WMU Post-Graduation Activity Survey within three months of their date of graduation. Some additional data was obtained from students' public professional profiles.

This report includes data from students who majored in Communication; Communication Studies; and Interpersonal Communication.

Degree recipients	Post-graduation data was obtained for	
	Graduates	Responses
62	47 graduates (76%)	
Bachelor's	49	38 (78%)
Master's	13	9 (69%)

Communication

Sample Job Titles and Employers

Account Manager at CDW
Account Manager at Collabera
Billing Associate at MGR Freight System
Branch Manager Trainee at Hertz
Campus Pastor at Chi Alpha Campus Ministries
Client Solutions Specialist at PNC
College Adviser at Michigan College Access Network
Community Relations Manager at West Michigan Whitecaps
Consultant at PNC
CV Sales Account Manager at ASA Electronics
Digital Manager at Vanguard
Events at 1928 Planning
Freelance Writer
Guest Service Agent at Hyatt Regency
HR Recruiter at Adecco Staffing
Logistics Coordinator at Kenco Group
Manager at Hardings
Marketing Coordinator at Southwestern Michigan College
Professional Recruiter at Aerotek
Retail Sales Representative at Hershey
Sales and Marketing Manager at Underground Printing
Sales Representative at Aramark
Sales Representative at Great Lakes Wine and Spirits
Sr. Training Specialist at Trans-Matic
Title Analyst at Concentrix
Youth Development Specialist at Boys and Girls Club

Sample Continuing Education Choices

Doctorate in Communication at The University of Iowa
Masters in Communication at WMU
Masters in Social Work at WMU

Criminal Justice

Post-Graduation Activity

83% of degree recipients were actively engaged.

	count	percent
Actively Engaged	53	83%
Employed full time	34	53%
Employed part time	6	9%
Continuing education	9	14%
Military service	4	6%
Not Actively Engaged	11	17%
Looking for work	11	17%

Full-time Employment

- Median salary was \$30,000 to \$35,000 (based on 18 responses).
- 82% were located in Michigan.
- 48% indicated their job was related to their degree.
- 76% were satisfied with their job.

About the Data

Graduating students were asked to provide their information through the WMU Post-Graduation Activity Survey within three months of their date of graduation. Some additional data was obtained from students' public professional profiles.

Bachelor's degree recipients
105

Post-graduation data was obtained
for

64 graduates (61%)

Criminal Justice

Sample Job Titles and Employers

Caseworker at Just Do It Counseling
Claims Representative at Farmers Insurance
Coach Operator at ITT Technical Institute
County Specialist at Kalamazoo 8th District Court
Credentialing Specialist at Henry Ford Health System
Customer Service Representative at PNC
Deputy at Kalamazoo County Government
Detention Counselor at Allegan County Youth Home
Foster Care Licensing Case Manager at Wolverine Human Services
HR Assistant at Kellogg's
Intern at Kalamazoo Department of Public Safety
Maintenance Worker at Kent County Parks
Military Intelligence Officer at United States Army
Paralegal at Greenberg Traurig
Private First Class at Marines
Recruiter at Aerotek
Resident Coordinator at KPEP-Correctional Facilities in Michigan
Road Patrol Deputy at Jackson County Sheriff's Office
Security Forces Officer at Air Force
Sr. Document Processing Specialist at Advia Credit Union

Sample Continuing Education Choices

JD at Michigan State University
Masters in Criminal Justice at University of Cincinnati
Masters in Social Work at University of Nevada
Masters in Sociology at WMU

Economics

Post-Graduation Activity

83% of undergraduates and 93% of graduate degree recipients were actively engaged.

	Undergraduate degrees		Graduate degrees	
	count	percent	count	percent
Actively Engaged	5	83%	14	93%
Employed full time	3	50%	11	73%
Continuing education	2	33%	3	20%
Not Actively Engaged	1	17%	1	7%
Looking for work	1	17%	1	7%

Full-time Employment

- Median salary for graduate degrees was \$60,000 to \$65,000 (based on 8 responses).
- 50% were located in Michigan.
- 90% indicated their job was related to their degree.
- 90% were satisfied with their job.

Sample Continuing Education Choices

Doctorate in Applied Economics at WMU
Doctorate in Economics at MSU

Sample Job Titles and Employers

Assistant Director at Central Bank
Assistant Professor at Arkansas Tech University
Assistant Professor at Lansing Community College
Assistant Professor at Walla Walla University
BDC Representative at Chevrolet
Branch Manager at TransCorr National Logistics
Business Analyst at Bethany Christian Services
Lecturer at King Saud University-Department of Economics
Manager at Whirlpool
Postdoctoral Fellow at True North Strategic Advisors
Sr. Risk Modeler at Flagstar Bank
Visiting Assistant Professor at St. Norbert College

About the Data

Graduating students were asked to provide their information through the WMU Post-Graduation Activity Survey within three months of their date of graduation. Some additional data was obtained from students' public professional profiles.

Degree recipients	Post-graduation data was obtained for	
23	21 graduates (91%)	
	Graduates	Responses
Bachelor's	6	6 (100%)
Master's	10	8 (80%)
Doctoral	7	7 (100%)

Post-Graduation Activity

87% of undergraduates and 100% of graduate degree recipients were actively engaged.

	Undergraduate degrees		Graduate degrees	
	count	percent	count	percent
Actively Engaged	20	87%	8	100%
Employed full time	14	61%	6	75%
Employed part time	2	8%	1	12.5%
Continuing education	3	13%	1	12.5%
Volunteering full time	1	4%	0	0%
Not Actively Engaged	3	13%	0	0%
Looking for work	3	13%	0	0%

Full-time Employment

- Median salary for undergraduates was \$32,500 to \$37,500 (based on 6 responses).
- Median salary for graduate degrees was \$55,000 to \$60,000 (based on 5 responses).
- 74% were located in Michigan.
- 73% indicated their job was related to their degree.
- 82% were satisfied with their job.

About the Data

Graduating students were asked to provide their information through the WMU Post-Graduation Activity Survey within three months of their date of graduation. Some additional data was obtained from students' public professional profiles.

This report includes data from students who majored in English, English: Secondary Education, and English Teaching.

Degree recipients	Post-graduation data was obtained for	
	42	31 graduates (74%)
	Graduates	Responses
Bachelor's	34	23 (68%)
Master's	4	4 (100%)
Doctoral	4	4 (100%)

English

Sample Job Titles and Employers

Assistant Professor at University of Wisconsin
Assistant Professor of Liberal Studies at California State University Northridge
Associate Professor of Education at Goshen College
Curriculum Coordinator at WMU Homer Stryker M.D. School of Medicine
Customer Service Associate at Farmers Insurance
Digital Content Writer at Aronson Advertising
ELA Teacher at Hillsdale Intermediate School District
English Teacher at Reeths-Puffer Public Schools
Financial Aid Coordinator at Next College Student Athlete
Lead Teacher at Pathfinder Children's House
Peace Corps TEFL Volunteer at Peace Corps
Social Media Assistant at Reedy Group
Teacher at Mattawan Consolidated Schools
Tutor at Sylvan Learning
Visiting Faculty at Grand Valley State University

Sample Continuing Education Choices

Doctorate in English at WMU
Masters in English at WMU

English: Creative Writing

Post-Graduation Activity

90% of undergraduates and 80% of graduate degree recipients were actively engaged.

	Undergraduate degrees		Graduate degrees	
	count	percent	count	percent
Actively Engaged	18	90%	4	80%
Employed full time	13	65%	3	60%
Employed part time	1	5%	1	20%
Continuing education	3	15%	0	0%
Volunteering full time	1	5%	0	0%
Not Actively Engaged	2	10%	1	20%
Looking for work	2	10%	1	20%

Full-time Employment

- Median salary for undergraduates was \$15,000 to \$20,000 (based on 7 responses from 2016–17 graduates).
- Median salary for graduate degrees was \$30,000 to \$35,000 (based on 5 responses from 2015–16 and 2016–17 graduates).
- 71% were located in Michigan.
- 20% indicated their job was related to their degree.
- 30% were satisfied with their job.

About the Data

Graduating students were asked to provide their information through the WMU Post-Graduation Activity Survey within three months of their date of graduation. Some additional data was obtained from students' public professional profiles.

Degree recipients	Post-graduation data was obtained for	
45	25 graduates (56%)	
	Graduates	Responses
Bachelor's	38	20 (53%)
Master's	5	4 (80%)
Doctoral	2	1 (50%)

English: Creative Writing

Sample Job Titles and Employers

Brand Ambassador at Toyota
Character Attendant at Walt Disney Company
CNA at Allegan County Medical Care Community
Creative Writing Fellow in Poetry at Emory University
Instructor at Kalamazoo Valley Community College
Office Administrator at Cares
Photo Restoration Artist at Lauren Marino Studios
Photographer at Kaiser Studio
Regional Manager at Servicemaster
Staff Writer at Smart Finds Internet Marketing
Team Leader at Target
Volunteer Coordinator at Hiba George
Wine Consultant at Round Barn Winery
Youth Services Specialist at Columbus Metropolitan Library

Sample Continuing Education Choices

Doctorate in Mathematics at WMU
Masters in Creative Writing at University of Kentucky
MD in Chiropractic at Palmer College of Chiropractic

English: Rhetoric and Writing Studies

Post-Graduation Activity

50% of degree recipients were actively engaged.

	count	percent		count	percent
Actively Engaged	3	50%	Not Actively Engaged	3	50%
Employed full time	1	17%	Looking for work	3	50%
Employed part time	1	17%			
Continuing education	1	17%			

Full-time Employment

- Median salary for undergraduates was \$25,000 to \$30,000 (based on 6 responses from 2015–16 and 2016–17 graduates).
- 80% were located in Michigan.
- 80% indicated their job was related to their degree.
- 80% were satisfied with their job.

Sample Job Titles and Employers

Digital Content Writer at Aronson Advertising
Website Content Creator at Go Mechanical Keyboard

Sample Continuing Education Choices

Masters in Applied Linguistics at Grand Valley State University

About the Data

Graduating students were asked to provide their information through the WMU Post-Graduation Activity Survey within three months of their date of graduation. Some additional data was obtained from students' public professional profiles.

Bachelor's degree recipients
10
Post-graduation data was obtained for
6 graduates (60%)

Environmental and Sustainability Studies

Post-Graduation Activity

92% of degree recipients were actively engaged.

	count	percent		count	percent
Actively Engaged	22	92%	Not Actively Engaged	2	8%
Employed full time	14	58%	Looking for work	2	8%
Employed part time	3	13%			
Continuing education	5	21%			

Full-time Employment

- Median salary was \$40,000 to \$45,000 (based on 6 responses).
- 86% were located in Michigan.
- 71% indicated their job was related to their degree.
- 71% were satisfied with their job.

Sample Continuing Education Choices

Certification Program in Design at Eco-Israel
Certification Program in TEFL
Masters in Behavior Analysis at Florida State
Masters in Biology at WMU
Masters in Conservation Ecology at UofM

Sample Job Titles and Employers

Assistant Manager at Malin Distributors
Continuous Improvement Engineer at Fabri-Kal
Environmental Engineer at Fishbeck, Thompson, Carr and Huber
Fire and Life Safety at Pfizer
Geospatial Data Analyst at Forensic Fluids Labs
ISN Survey Technician at Grand Traverse Conservation District
Marine Technology Laboratory Coordinator at Northwestern Michigan College

Naturalist Interpreter at Wolf Lake State Fish Hatchery
Perioperative Blood Management Technologist at Comprehensive Care Services
Planner 1 at Town of Frederick
Research Intern at Three Lakes Association
Restoration Ecology Research Apprentice at Wilds
Service Advocate at Farmers Insurance

About the Data

Graduating students were asked to provide their information through the WMU Post-Graduation Activity Survey within three months of their date of graduation. Some additional data was obtained from students' public professional profiles.

Bachelor's degree recipients

38

Post-graduation data was obtained for

24 graduates (63%)

Film, Video, and Media Studies

Post-Graduation Activity

88% of degree recipients were actively engaged.

	count	percent		count	percent
Actively Engaged	30	88%	Not Actively Engaged	4	12%
Employed full time	26	76%	Looking for work	3	9%
Employed part time	2	6%	Other commitments (e.g. family, travel, etc.)	1	3%
Continuing education	2	6%			

Full-time Employment

- Median salary was \$25,000 to \$30,000 (based on 9 responses).
- 85% were located in Michigan.
- 78% indicated their job was related to their degree.
- 78% were satisfied with their job.

Sample Continuing Education Choices

Masters in Business Information
Technology at DePaul University
Masters in Spanish at WMU

Sample Job Titles and Employers

Catering Coordinator at Potbelly Sandwich Works
Client Services Representative at Block Advisors
Coach at Sports Performance Volleyball
Entrepreneur at KLM Bike and Fitness
Executive Sales Assistant at WZZM 13
Filmmaker/Video Editor at Freelance Film Productions
Freelance Photographer
Freelance Producer
Load Planner at XPO Logistics
Photographer at Kaiser Studio
Photojournalist at 9&10 News-Heritage Broadcasting
Sales Coordinator at Bay Pointe Inn

Sally Appleyard Fellow at 60th District Service
Office of Representative Jon Hoadley
Self-employed Videographer
Social Media Representative at Kalamazoo Beer
Exchange
Staff Writer at Three Rivers Commercial/Three
Rivers Media
Video Editor at Rhino Media Productions
Video Producer, Editor, Director and Videographer
at JTV
Video Production at Great Lakes Loons
Wait Wait...Don't Tell Me Intern at NPR

About the Data

Graduating students were asked to provide their information through the WMU Post-Graduation Activity Survey within three months of their date of graduation. Some additional data was obtained from students' public professional profiles.

Bachelor's degree recipients
53

Post-graduation data was obtained for
34 graduates (64%)

Gender and Women’s Studies

Post-Graduation Activity

86% of degree recipients were actively engaged.

	count	percent		count	percent
Actively Engaged	12	86%	Not Actively Engaged	2	14%
Employed full time	8	57%	Looking for work	2	14%
Employed part time	3	21%			
Continuing education	1	7%			

Full-time Employment

- Median salary was \$20,000 to \$25,000 (based on 5 responses).
- 88% were located in Michigan.
- 60% indicated their job was related to their degree.
- 80% were satisfied with their job.

Sample Job Titles and Employers

Administrative Assistant at Samaritas
Housing Program Specialist at Kalamazoo
Community Mental Health
Office Assistant at WMU
Project Coordinator at Alma Technologies

Sally Appleyard Fellow at 60th District Service
Office of Representative Jon Hoadley
Shift Manager at Kalamazoo 10 Theatre
Title Analyst at Concentrix

Sample Continuing Education Choices

Masters in Counseling Education at University of Colorado

About the Data

Graduating students were asked to provide their information through the WMU Post-Graduation Activity Survey within three months of their date of graduation. Some additional data was obtained from students’ public professional profiles.

Bachelor's degree recipients
17
Post-graduation data was obtained for
14 graduates (82%)

Geography

Post-Graduation Activity

94% of undergraduates and 78% of graduate degree recipients were actively engaged.

	Undergraduate degrees		Graduate degrees	
	count	percent	count	percent
Actively Engaged	29	94%	7	78%
Employed full time	24	77%	3	33%
Employed part time	4	13%	0	0%
Continuing education	1	3%	3	33%
Volunteering full time	0	0%	1	11%
Not Actively Engaged	2	6%	2	22%
Looking for work	1	3%	1	11%
Other commitments (e.g. family, travel, etc.)	1	3%	1	11%

Full-time Employment

- Median salary for undergraduates was \$35,000 to \$40,000 (based on 11 responses).
- 73% were located in Michigan.
- 80% indicated their job was related to their degree.
- 80% were satisfied with their job.

About the Data

Graduating students were asked to provide their information through the WMU Post-Graduation Activity Survey within three months of their date of graduation. Some additional data was obtained from students' public professional profiles.

This report includes data from students who majored in Geography, Geography: Secondary Education, and Tourism and Travel.

Degree recipients	Post-graduation data was obtained for	
51	40 graduates (78%)	
	Graduates	Responses
Bachelor's	41	31 (76%)
Master's	10	9 (90%)

Geography

Sample Job Titles and Employers

Assistant Language Teacher at JET Program
Assistant Planner at Meridian Charter Township
Assistant Sales Manager at Underground Printing
Business Analyst at Department of Technology, Management, and Budget
Civil Engineering Technician at City of Battle Creek
Event Manager at PSE Event Housing
Executive Assistant at Tanama Lodge
Fire and Life Safety at Pfizer
Geospatial Analyst at MDA Information Systems
Geospatial Data Analyst at Forensic Fluids Laboratories
GIS/Archaeology Specialist at AmeriCorps/ National Park Service
Guest Service Agent at London House Chicago
Hospitality Coordinator at Homes Brewery
Land Protection Specialist at Southwest Michigan Land Conservancy
Lead Generation Specialist at Nimlok Minnesota
Planner 1 at Town of Frederick
Sales Associate at Bike Gallery
Service Advocate at Farmers Insurance
Technical Recruiter at Reliance One
Technician at GIS
Transportation Planner I at Michigan Department of Transportation

Sample Continuing Education Choices

Certification Program in Education at WMU
Doctorate in Civil Engineering at WMU
Doctorate in Geography at University of Wisconsin, Milwaukee
Masters in Geography at University of Washington

Post-Graduation Activity

92% of undergraduates and 91% of graduate degree recipients were actively engaged.

	Undergraduate degrees		Graduate degrees	
	count	percent	count	percent
Actively Engaged	11	92%	10	91%
Employed full time	5	42%	8	73%
Employed part time	1	8%	0	0%
Continuing education	5	42%	2	18%
Not Actively Engaged	1	8%	1	9%
Looking for work	1	8%	0	0%
Other commitments (e.g. family, travel, etc.)	0	0%	1	9%

Full-time Employment

- Median salary for undergraduates was \$35,000 to \$40,000 (based on 5 responses).
- Median salary for graduate students was \$50,000 to \$55,000 (based on 5 responses).
- 46% were located in Michigan.
- 100% indicated their job was related to their degree.
- 100% were satisfied with their job.

About the Data

Graduating students were asked to provide their information through the WMU Post-Graduation Activity Survey within three months of their date of graduation. Some additional data was obtained from students' public professional profiles.

This report includes data from students who majored in Earth Science, Earth Science: Secondary Education, Geochemistry, Geology, Geosciences, and Hydrogeology.

Degree recipients	Post-graduation data was obtained for	
32	23 graduates (72%)	
	Graduates	Responses
Bachelor's	21	12 (57%)
Master's	10	10 (100%)
Doctoral	1	1 (100%)

Geosciences

Sample Job Titles and Employers

Engineering Technical Analyst II at Consumers Energy
Environmental Health Manager at AACOA
Geologist at Devon Energy
Geologist at SampleServe.com
Geology Technician at WMU
Geology/Survey Assistant at Kaibab National Forest
Geophysicist at Zonge International
Inside Sales Representative at Eijkelkamp Soil and Water
Postdoctoral Research Associate at University of Southern California
Staff Assistant Geologist at Roux Associates
Teacher at IES
Tunnel Engineer at Jacobs Engineering

Sample Continuing Education Choices

Doctorate in Environmental Science/Geological Hazards at WMU
Doctorate in Geology at Binghamton University
Masters in Conservation Ecology at University of Michigan
Masters in Geology at California State University
Masters in Geology at Michigan Tech
Masters in Geosciences at WMU
Masters in Literacy Development and Instruction at Cleveland State University

Global and International Studies

Post-Graduation Activity

70% of degree recipients were actively engaged.

	count	percent		count	percent
Actively Engaged	14	70%	Not Actively Engaged	6	30%
Employed full time	8	40%	Looking for work	5	25%
Employed part time	1	5%	Other commitments (e.g. family, travel, etc.)	1	5%
Continuing education	3	15%			
Military service	2	10%			

Full-time Employment

- Median salary was \$20,000 to \$25,000 (based on 5 responses).
- 70% were located in Michigan.
- 60% indicated their job was related to degree.
- 100% were satisfied with their job.

Sample Job Titles and Employers

Benefit Analysis at American Insurance Life
Circulation Operations Supervisor at Grand Rapids Public Library
Office Assistant at WMU
Operations Supervisor at Bradford Airport Logistics
Platoon Leader at United States Army
Program Assistant at Global Ties Detroit
Sales Associate at Total Firearms
Service Member at City Year Milwaukee
Strategic Administrator at Lighthouse Group

Sample Continuing Education Choices

Masters in Business Administration
at WMU
Masters in Spanish at WMU

About the Data

Graduating students were asked to provide their information through the WMU Post-Graduation Activity Survey within three months of their date of graduation. Some additional data was obtained from students' public professional profiles.

Bachelor's degree recipients
27

Post-graduation data was obtained
for

20 graduates (74%)

History

Post-Graduation Activity

100% of undergraduates and 89% of graduate degree recipients were actively engaged.

	Undergraduate degrees		Graduate degrees	
	count	percent	count	percent
Actively Engaged	19	100%	8	89%
Employed full time	12	63%	5	56%
Employed part time	2	11%	1	11%
Continuing education	5	26%	1	11%
Volunteering full time	0	0%	1	11%
Not Actively Engaged	0	0%	1	11%
Other commitments (e.g. family, travel, etc.)	0	0%	1	11%

Full-time Employment

- Median salary for undergraduates was \$17,500 to \$22,500 (based on 6 responses).
- 81% were located in Michigan.
- 75% indicated their job was related to their degree.
- 100% were satisfied with their job.

About the Data

Graduating students were asked to provide their information through the WMU Post-Graduation Activity Survey within three months of their date of graduation. Some additional data was obtained from students' public professional profiles.

This report includes data from students who majored in History; History: Secondary Education; and Public History.

Degree recipients	Post-graduation data was obtained for	
39	28 graduates (72%)	
	Graduates	Responses
Bachelor's	26	19 (73%)
Master's	8	5 (63%)
Doctoral	5	4 (80%)

History

Sample Job Titles and Employers

Archaeology Crew Member at Mackinac State Historic Parks
Department Chair at Imagine School
Docent at Midwest Miniatures Museum
Executive Director at Michigan Women's Historical Center and Hall of Fame
High School Teacher at Palm Beach County Schools
Museum Director at Lincoln Memorial University
Production Associate at Abraxas
Teacher at Lakeview Public Schools
Secondary School Teacher at EDUStaff
Circulation Aide at Kalamazoo Valley Community College
Collections at Gilmore Car Museum
Consultant at Rodan and Fields
Director at North Berrien Historical Museum
Legal and Creative Writing Specialist at Hudson Legal

Sample Continuing Education Choices

Doctorate in History at Michigan State University
Doctorate in History at University of Cincinnati
Doctorate in History at University of Tennessee
JD at Indiana University
Masters in Library and Information Science at University of Arizona

International Development Administration

Post-Graduation Activity 2015–16 and 2016–17

83% of degree recipients were actively engaged.

	count	percent		count	percent
Actively Engaged	10	83%	Not Actively Engaged	2	17%
Employed full time	9	75%	Looking for work	2	17%
Continuing education	1	8%			

Full-time Employment

- 66% were located in Michigan.

Sample Job Titles and Employers

Clinical Care Nurse at Bronson
Grants Manager at Early Learning Neighborhood Collaborative
ILP Supervisor at Bethany Christian Services
Independent Life Skills Coach at Bethany Christian Services
Monitoring and Evaluation Specialist at Higher Education Development Project
Service Representative at Social Security Administration

About the Data

Graduating students were asked to provide their information through the WMU Post-Graduation Activity Survey within three months of their date of graduation. Some additional data was obtained from students' public professional profiles.

All information for graduate degrees is based on the most recent data from 2016–17 graduates, combined with data from 2015–16 graduates which was collected near the time of their graduation. We report two years of data together due to low numbers of responses.

Master's degree recipients
15
Post-graduation data was obtained for
12 graduates (80%)

Post-Graduation Activity

100% of degree recipients were actively engaged.

	count	percent
Actively Engaged	5	100%
Employed full time	4	80%
Employed part time	1	20%

Full-time Employment

- Median salary was \$25,000 to \$30,000 (based on 7 responses from 2015-16 and 2016-17).
- 75% were located in Michigan.
- 100% indicated their job was related to their degree.
- 100% were satisfied with their job.

Sample Job Titles and Employers

City/County Reporter at Pioneer Group
Local Store Marketer at City Barbeque
News Reporter at Leader Publications

About the Data

Graduating students were asked to provide their information through the WMU Post-Graduation Activity Survey within three months of their date of graduation. Some additional data was obtained from students' public professional profiles.

Bachelor's degree recipients
7
Post-graduation data was obtained for
5 graduates (71%)

Mathematics

Post-Graduation Activity

100% of undergraduates and 88% of graduate degree recipients were actively engaged.

	Undergraduate degrees		Graduate degrees	
	count	percent	count	percent
Actively Engaged	9	100%	7	88%
Employed full time	2	22%	6	75%
Employed part time	1	11%	0	0%
Continuing education	5	56%	1	13%
Military service	1	11%	0	0%
Not Actively Engaged	0	0%	1	13%
Looking for work	0	0%	1	13%

Full-time Employment

- Median salary for graduate degrees was \$40,000 to \$45,000 (based on 5 responses from 2015-16 and 2016-17).
- 56% were located in Michigan.
- 75% indicated their job was related to degree.
- 100% were satisfied with their job.

Sample Job Titles and Employers

Section Chief at Air Force
Business Analyst at Gordon Food Service
Data Analyst at KVCC
Data Conversion Analyst at Bradford Scott Data

Teacher at AlJaouf University
Visiting Scientist at Northeastern University
College of CIS

Sample Continuing Education Choices

Doctorate in Math at WMU
Masters in Math at WMU
Masters in Statistics at WMU

About the Data

Graduating students were asked to provide their information through the WMU Post-Graduation Activity Survey within three months of their date of graduation. Some additional data was obtained from students' public professional profiles.

The report includes students majoring in Applied and Computational Mathematics and Mathematics.

Degree recipients	Post-graduation data was obtained for	
	17 graduates (74%)	
	Graduates	Responses
Bachelor's	12	9 (75%)
Master's	10	7 (70%)
Doctoral	1	1 (100%)

Mathematics Education

Post-Graduation Activity

80% of undergraduates and 100% of graduate degree recipients were actively engaged.

	Undergraduate degrees 2016–17		Graduate degrees 2015-16 and 2016-17	
	count	percent	count	percent
Actively Engaged	4	80%	7	100%
Employed full time	4	80%	6	86%
Continuing education	0	0%	1	14%
Not Actively Engaged	1	20%	0	0%
Looking for work	1	20%	0	0%

Full-time Employment

- Median salary for undergraduate degrees was \$35,000 to \$40,000 (based on 7 responses from 2015-16 and 2016-17).
- Median salary for graduate degrees was \$40,000 to \$45,000 (based on 5 responses from 2015-16 and 2016-17).
- 71% were located in Michigan.
- 100% indicated their job was related to their degree.
- 67% were satisfied with their job.

Sample Job Titles and Employers

Assistant Professor at Missouri State University
High School Math Teacher at Otsego Public Schools
High School Teacher at Chicago Public Schools
Math Teacher at Battle Creek Public Schools
Math Teacher at Education Achievement Authority

Math Teacher at Hancock Public School District
Math Teacher at KPS
Teacher at Centreville Public Schools
Teacher at Kent City Community Schools

About the Data

Graduating students were asked to provide their information through the WMU Post-Graduation Activity Survey within three months of their date of graduation. Some additional data was obtained from students' public professional profiles.

The report includes data for students majoring in Mathematics Education, and Mathematics: Secondary Education.

Degree recipients	Post-graduation data was obtained for	
	9	8 graduates (89%)
	Graduates	Responses
Bachelor's	6	5 (83%)
Master's	6	6 (100%)
Doctoral	1	1 (100%)

Medieval Studies

Post-Graduation Activity

100% of degree recipients were actively engaged.

	count	percent
Actively Engaged	8	100%
Employed full time	1	13%
Employed part time	1	13%
Continuing education	5	63%
Volunteering full time	1	13%

Full-time Employment

- 100% were located in Michigan.
- 100% indicated their job was related to their degree.
- 100% were satisfied with their job.

Sample Job Titles and Employers

English Language Arts Instructor at Teach for America
Outreach Coordinator at Healthy Homes Coalition of West Michigan

Sample Continuing Education Choices

Doctorate in Early American History at Marquette University
Doctorate in English at University of Illinois
Doctorate in English at University of Minnesota
Doctorate in HE Leadership at Texas Christian University

About the Data

Graduating students were asked to provide their information through the WMU Post-Graduation Activity Survey within three months of their date of graduation. Some additional data was obtained from students' public professional profiles.

Master's degree recipients
9
Post-graduation data was obtained for
8 graduates (89%)

Organizational Communication

Post-Graduation Activity

97% of degree recipients were actively engaged.

	count	percent
Actively Engaged	28	97%
Employed full time	23	79%
Employed part time	3	10%
Continuing education	1	3%
Volunteering full time	1	3%
Not Actively Engaged	1	3%
Looking for work	1	3%

Full-time Employment

- Median salary was \$35,000 to \$40,000 (based on 9 responses).
- 96% were located in Michigan.
- 80% indicated their job was related to their degree.
- 100% were satisfied with their job.

About the Data

Graduating students were asked to provide their information through the WMU Post-Graduation Activity Survey within three months of their date of graduation. Some additional data was obtained from students' public professional profiles.

Bachelor's degree recipients
36
Post-graduation data was obtained for
29 graduates (81%)

Organizational Communication

Sample Job Titles and Employers

Account Coordinator at Queue Advertising
Account Executive at Detroit Disposal and Recycling
Assistant Teacher at New Wonders Discovery Center
Director of MLS at Greater Kalamazoo Association of Realtors
Engineering Recruiter at Aerotek
HR Generalist at Kalamazoo Community Mental Health and Substance Abuse Services
HR Recruiting Assistant at Great Expressions Dental Centers
Lead Teacher at Pathfinder Children's House
Leasing Agent at Hidden Hills Apartments
Project Manager at Kalamazoo Literacy Council
Receptionist at Dura Automotive Systems
Recruiter at Insight Global
Sales Coordinator at Holiday Inn
Sales Representative at Aerotek
Technical Support Representative at Stryker
Wedding Coordinator at Michigan Wildlife Conservancy

Philosophy

Post-Graduation Activity

100% of undergraduates and 100% of graduate degree recipients were actively engaged.

	Undergraduate degrees		Graduate degrees	
	count	percent	count	percent
Actively Engaged	7	100%	7	100%
Employed full time	2	29%	0	0%
Continuing education	4	57%	7	100%
Military service	1	14%	0	0%

Full-time Employment

- 100% were located in Michigan.
- 100% indicated their job was related to their degree.
- 100% were satisfied with their job.

Sample Job Titles and Employers

Business Owner at Fidentium Security
Operation Intelligence at United States Air National Guard
Store Communications Coordinator at Art Van

Sample Continuing Education Choices

Doctorate in Philosophy at University of Miami
Doctorate in Philosophy at University of Nebraska
Doctorate in Philosophy at University of Washington
Doctorate in Philosophy at University of Wisconsin

JD at WMU Cooley Law School
Masters in Business Administration at WMU
Masters in Sports Medicine at Texas A&M

About the Data

Graduating students were asked to provide their information through the WMU Post-Graduation Activity Survey within three months of their date of graduation. Some additional data was obtained from students' public professional profiles.

Degree recipients	Post-graduation data was obtained for	
22	14 graduates (64%)	
	Graduates	Responses
Bachelor's	12	7 (58%)
Master's	10	7 (70%)

Physics

Post-Graduation Activity 2015–16 and 2016–17

75% of undergraduates and 89% of graduate degree recipients were actively engaged.

	Undergraduate degrees		Graduate degrees	
	count	percent	count	percent
Actively Engaged	6	75%	8	89%
Employed full time	4	50%	3	33%
Employed part time	0	0%	1	11%
Continuing education	2	25%	4	44%
Not Actively Engaged	2	25%	1	11%
Looking for work	2	25%	1	11%

Full-time Employment

- 71% were located in Michigan.
- 100% indicated their job was related to their degree.
- 80% were satisfied with their job.

Sample Job Titles and Employers

CAD Drafter at Marine East

Lab Manager and Adjunct Professor at Calvin College

Software Engineer at Dade Moeller Health Group

Sample Continuing Education Choices

Doctorate in Computational Astrophysics at
University of Kentucky

About the Data

Graduating students were asked to provide their information through the WMU Post-Graduation Activity Survey within three months of their date of graduation. Some additional data was obtained from students' public professional profiles.

All information is based on the most recent data from 2016–17 graduates, combined with data from 2015–16 graduates which was collected near the time of their graduation. We report two years of data together due to low numbers of responses.

Degree recipients	Post-graduation data was obtained for	
	17 graduates (81%)	
	Graduates	Responses
Bachelor's	11	8 (73%)
Master's	6	5 (84%)
Doctoral	4	4 (100%)

Political Science

Post-Graduation Activity

80% of undergraduates and 100% of graduate degree recipients were actively engaged.

	Undergraduate degrees 2016–17		Graduate degrees 2015–16 and 2016–17	
	count	percent	count	percent
Actively Engaged	32	80%	6	100%
Employed full time	18	45%	3	50%
Employed part time	1	3%	1	17%
Continuing education	13	33%	2	33%
Not Actively Engaged	8	20%	0	0%
Looking for work	7	18%	0	0%
Other commitments (e.g. family, travel, etc.)	1	3%	0	0%

Full-time Employment

- Median salary for undergraduates was \$25,000 to \$30,000 (based on 7 responses).
- 82% were located in Michigan.
- 71% indicated their job was related to their degree.
- 86% were satisfied with their job.

About the Data

Graduating students were asked to provide their information through the WMU Post-Graduation Activity Survey within three months of their date of graduation. Some additional data was obtained from students' public professional profiles.

Degree recipients	Post-graduation data was obtained for	
63	46 graduates (73%)	
	Graduates	Responses
Bachelor's	55	40 (73%)
Master's	3	2 (67%)
Doctoral	5	4 (80%)

Political Science

Sample Job Titles and Employers

Account Manager at Nolan Transportation Group
Assistant Professor at Minnesota State University
BDC Representative at Chevrolet
Customer Service Representative at PNC
Docent at Midwest Miniatures Museum
Federal Dispatcher at Department of Homeland Security
Internship Coordinator at State of Michigan
Investor Relations Manager at APP
Legal Assistant at Legal Services of South Central Michigan
Legal Assistant at Lewis Reed and Allen
Paralegal at Greenberg Traurig
RAY Conservation Fellow at Ocean Conservancy
Sales Representative at Black Couch Studio and Gallery
Special Education Paraprofessional at Burr Oak Community Schools

Sample Continuing Education Choices

Doctorate in Anthropology at University of Notre Dame
Doctorate in Political Science at WMU
JD at Indiana University
JD at MSU
JD at The John Marshall Law School
JD at University of Toledo
JD at Wayne State University
JD at WMU Cooley Law School
Masters in Educational Leadership at Manchester Metropolitan University
Masters in Public Policy at University of Michigan

Psychology Graduate Programs

Post-Graduation Activity

100% of graduate degree recipients were actively engaged.

	Graduate degrees	
	count	percent
Actively Engaged	73	100%
Employed full time	57	78%
Continuing education	16	22%

Full-time Employment

- Median salary for graduate students was \$60,000 to \$65,000 (based on 42 responses).
- 60% were located in Michigan.
- 98% indicated their job was related to their degree.
- 91% were satisfied with their job.

About the Data

Graduating students were asked to provide their information through the WMU Post-Graduation Activity Survey within three months of their date of graduation. Some additional data was obtained from students' public professional profiles.

Degree recipients	Post-graduation data was obtained for	
77	73 graduates (94%)	
	Graduates	Responses
Master's	58	54 (93%)
Doctoral	19	19 (100%)

Psychology Graduate Programs

Sample Job Titles and Employers

Assistant Professor at Armstrong State University
Assistant Professor at Berry College
Assistant Professor at University of Cincinnati
Associate Clinician at Trumpet Behavioral Health
Behavior Analyst at Access Family Services
Behavior Analyst at Behavior Learning Network
Behavior Analyst at Residential Opportunities Inc.
Behavior Analyst at Trumpet Behavioral Health
Behavior Consultant at ABC Center Philippines
Behavior Consultant at Centria Healthcare
Behavior Consultant at Metropolitan Speech, Sensory,
and ABA Centers
Behavior Specialist at Melmark
Behavior Therapist at Developmental Enhancement
Behavioral Health
Behavior Therapist at Kaufman Children's Center
Behavioral Consultant at Building Bridges Therapy
Center
Board Certified Behavior Analyst at A&C Behavioral
Solutions
Board Certified Behavior Analyst at Autism Centers of
Michigan
Board Certified Behavior Analyst at Behavior
Consultants
Board Certified Behavior Analyst at Building Bridges
Therapy Center
Board Certified Behavior Analyst at Covenant
Healthcare
Board Certified Behavior Analyst at Gateway Pediatric
Therapy
Board Certified Behavior Analyst at NHS Human
Services

Board Certified Behavior Analyst at Spectrum
Health
Board Certified Behavior Analyst at Summit
Pointe
Board Certified Behavior Analyst Supervisor at
Braintrust Behavioral Health
Clinical Director at May Institute
Clinical Lead at Summit Pointe
Clinical Psychology Fellow in Primary Care-
Mental Health Integration at Clement J.
Zablocki VA Medical Center
Clinician at Trumpet Behavioral Health
Consultant at Center for Student Achievement
Solutions
Consultant at ChangePartner
Instructor at University of Nevada, Reno
Lead RBT at Total Spectrum
Postdoctoral Associate at University of Florida
Postdoctoral Fellow at Nationwide Children's
Hospital
Postdoctoral Fellow at Nemours/Alfred I. DuPont
Hospital for Children
Postdoctoral Fellow at Strong Star Research
Consortium
Postdoctoral Fellow at University of Arkansas for
Medical Sciences
Program Manager at Littlestar ABA Therapy
Program Manager at Logan Autism Center
Program Supervisor at ABA Pathways
Research Fellow at VA
Scientist at MPI Research
Teacher at Haugland Learning Center

Sample Continuing Education Choices

Doctorate in Applied Mathematics at Cornell University
Doctorate in Behavior Analysis at WMU
Doctorate in Clinical Psychology at WMU
Doctorate in Industrial/Organizational Behavior
Management at WMU

Doctorate in Special Education at Michigan
State University
Doctorate in Special Education at University of
Oregon
JD at WMU Cooley Law School

Psychology: Behavioral Science

Post-Graduation Activity

96% of degree recipients were actively engaged.

	count	percent
Actively Engaged	55	96%
Employed full time	21	37%
Employed part time	7	12%
Continuing education	27	47%
Not Actively Engaged	2	4%
Looking for work	1	2%
Other commitments (e.g. family, travel, etc.)	1	2%

Full-time Employment

- Median salary was \$25,000 to \$30,000 (based on 15 responses).
- 95% were located in Michigan.
- 80% indicated their job was related to their degree.
- 80% were satisfied with their job.

About the Data

Graduating students were asked to provide their information through the WMU Post-Graduation Activity Survey within three months of their date of graduation. Some additional data was obtained from students' public professional profiles.

Bachelor's degree recipients

77

Post-graduation data was obtained
for

57 graduates (74%)

Psychology: Behavioral Science

Sample Job Titles and Employers

Behavior Technician at Behavior Consultants
Behavior Technician at Residential Opportunities Inc.
Behavior Technician at Summit Pointe
Behavioral Interventionist at ABA and Verbal Behavioral Group
Behavioral Technician at Mott Children's Hospital
Billing Auditor at Braintrust Behavioral Health
Business Development Representative at Cole Automotive Group
Jr. Training Coordinator at SEQ Consulting
Nutrition Program Supervisor at Senior Services of Southwest Michigan
Office Assistant at WMU
Patient Safety Associate at Borgess
Quality Improvement Specialist at Childcare Resources
Research Technician at MPI Research
Safety Behavioral Specialist at CSM Group
Tutor at Great Lakes Center for Autism Treatment and Research

Sample Continuing Education Choices

Doctorate in Psychology at WMU
JD at Michigan State University
Masters in Behavior Analysis at Florida State University
Masters in Behavior Analysis at University of Maryland
Masters in Behavior Analysis at WMU
Masters in Biological Sciences at WMU
Masters in Counseling at WMU
Masters in Human Resources and Labor Relations at Michigan State University
Masters in Industrial/Organizational Behavior Management at WMU
Masters in Library and Information Science at Wayne State University
Masters in Psychology at WMU
Masters in Workforce Education Development at WMU

Psychology: General

Post-Graduation Activity

86% of degree recipients were actively engaged.

	count	percent
Actively Engaged	66	85%
Employed full time	39	50%
Employed part time	8	11%
Continuing education	19	25%
Not Actively Engaged	12	15%
Looking for work	9	12%
Other commitments (e.g. family, travel, etc.)	3	3%

Full-time Employment

- Median salary was \$25,000 to \$30,000 (based on 21 responses).
- 89% were located in Michigan.
- 63% indicated their job was related to their degree.
- 68% were satisfied with their job.

About the Data

Graduating students were asked to provide their information through the WMU Post-Graduation Activity Survey within three months of their date of graduation. Some additional data was obtained from students' public professional profiles.

Bachelor's degree recipients
120
Post-graduation data was obtained for
78 graduates (65%)

Psychology: General

Sample Job Titles and Employers

Administrative Associate at Alkhamis Financial	Mental Health Worker at Universal Health Services
Behavior Aide at Summit Pointe	Multi-Channel Sales Consultant at PNC
Behavior Technician at Gateway Pediatric Therapy	Office Specialist II at Oregon Department of Corrections
Behavior Technician at Hope Network	PCA at Borgess
Behavior Therapist at ABA Pathways	Photographer at 360 Tour Designs
Behavioral Technician at Centria Healthcare	Recreation Program Director at Sleepy Hollow Resort
Business Owner at Fidentium Security	Shift Supervisor/Youth Treatment Specialist at Wedgwood Christian Services
Care Provider at Pine Rest	Social Worker at Catholic Charities of West Michigan
Client Services Specialist at Zoetis	Sr. Manager at Holiday Party Store
Construction Specialist at Chicago Title	Store Communications Coordinator at Art Van
Consultant at Island Heat Tanning	Transition Facilitator at Jewish Family and Children's Service
Curriculum Coordinator at WMU Homer Stryker M.D. School of Medicine	Youth Coordinator at Mahogany Youth Corporation
Enrollment Specialist at Big Brothers Big Sisters	
House Supervisor at Moka	
HR Generalist at Wightman and Associates	
Interventionist/Behavior Technician/Community Supports Specialist at Muskegon Public Schools	
Medical Records Specialist at Bronson	

Sample Continuing Education Choices

Masters in Business Administration at The Chicago School of Professional Psychology	Masters in Educational Policy and Leadership at Marquette University
Masters in Business Administration at University of Phoenix	Masters in Higher Education at WMU
Masters in Clinical Mental Health Counseling at WMU	Masters in Marriage and Family Therapy at WMU
Masters in Communication Sciences and Disorders at Wayne State University	Masters in Psychology at WMU
Masters in Counseling at Western Kentucky University	Masters in Public Administration at GVSU
Masters in Counseling Education at University of Colorado	Masters in Social Work at GVSU
Masters in Counseling Psychology at Wayne State University	Masters in Social Work at Rutgers University
	Masters in Social Work at Southern Illinois University-Carbondale
	Masters in Speech and Language Pathology at WMU

Public Administration

Post-Graduation Activity

96% of graduate degree recipients were actively engaged.

	Graduate degrees	
	count	percent
Actively Engaged	26	96%
Employed full time	26	96%
Not Actively Engaged	1	4%
Looking for work	1	4%

Full-time Employment

- Median salary for graduate students was \$40,000 to \$45,000 (based on 21 responses).
- 81% were located in Michigan.
- 86% indicated their job was related to their degree.
- 67% were satisfied with their job.

About the Data

Graduating students were asked to provide their information through the WMU Post-Graduation Activity Survey within three months of their date of graduation. Some additional data was obtained from students' public professional profiles.

Degree recipients	Post-graduation data was obtained for	
31	27 graduates (87%)	
	Graduates	Responses
Master's	29	25 (86%)
Doctoral	2	2 (100%)

Public Administration

Sample Job Titles and Employers

Analyst at Ministry of Administrative Reform
Assistant Community Development Director at City of Owosso
Assistant Professor at Central Michigan University
Certified Pharmacy Technician at Walmart Pharmacy
Civil Servant at Lembaga Administrasi Negara
Client Service Manager at Centria Healthcare
Director at United Way
Director of Athletics and Student Conduct at KVCC
Director of Residential Services at Ozone House
Director of Veterans Affairs at Calhoun County
Environmental and Storm Service Manager at City of Battle Creek
ERSEA Manager at Tri-County Head Start
Government Relations at Midwest Strategy Group
Health and Business Consultant at BDG
Local Government Management Fellow at City of Douglasville
Member Benefits Coordinator at Meridian Health
Nutrition Analyst at MPH
Office Assistant at WMU
Physician Recruiter at Goshen Health
Policy and Communications Intern at W.K. Kellogg Foundation
Program Director at Packaged Good
Public Safety Chief at City of Owosso
Research Fellow at International Food Protection Training Institute
Strategy Analyst at State of Michigan
Transportation Planner at State of Michigan
Victim Advocate Assistant at Kalamazoo County Prosecutor's Office

Public Relations

Post-Graduation Activity

96% of degree recipients were actively engaged.

	count	percent
Actively Engaged	46	96%
Employed full time	39	81%
Employed part time	4	8%
Continuing education	3	6%
Not Actively Engaged	2	4%
Looking for work	2	4%

Full-time Employment

- Median salary was \$30,000 to \$35,000 (based on 14 responses).
- 82% were located in Michigan.
- 63% indicated their job was related to their degree.
- 81% were satisfied with their job.

About the Data

Graduating students were asked to provide their information through the WMU Post-Graduation Activity Survey within three months of their date of graduation. Some additional data was obtained from students' public professional profiles.

Bachelor's degree recipients

56

Post-graduation data was obtained
for

48 graduates (86%)

Public Relations

Sample Job Titles and Employers

Associate Analyst at Gabriel Partners
Care Navigator at Youth Opportunities Unlimited
Chain Account Sales Representative at Gordon Food Service
Client Solutions Manager at Prodigious Worldwide
Community Engagement Specialist at Ready for School
Customer Engagement Assistant at Elysium
Customer Service Associate at Legacy Global Sports
Customer Service Representative at Whirlpool
Development Associate at Gleaners
Digital Merchandise Assistant at Belk
Director of Digital Sales and Development at Midwest Communications
Employer Engagement Assistant at WMU
External Engagement Coordinator at Michigan Women's Foundation
Hotel Support Specialist at ALE Solutions
Management Trainee/Social Media at Buckle
Marketing and Promotions at Detroit Lions
Marketing Assistant at McLaren Homecare Group
Marketing Coordinator at Sanctuary Personnel
Multimedia Advertising Consultant at WZZM 13
Outside Sales Representative at Gallagher Uniform
Public Relations at Henry Ford Health System
Recruiter at Insight Global
Sales Executive at C.H. Robinson
Sales Support Specialist at Amphenol Borisch Technologies
Social Media Manager at Carmela Fine Wine and Specialty Foods
Technical Recruiter at Epitec
Technical Recruiter at Workbridge Associates
Technical Support Associate at Concentrix
Youth Coordinator at Mahogany Youth Corporation

Sample Continuing Education Choices

Masters in Business Administration at Lawrence Technological University
Masters in Geography at WMU
Masters in Integrated Marketing Communications at Eastern Michigan University

Religion

Post-Graduation Activity

67% of undergraduates and 83% of graduate degree recipients were actively engaged.

	Undergraduate degrees 2015-16 and 2016-17		Graduate degrees 2016-17	
	count	percent	count	percent
Actively Engaged	6	67%	5	83%
Employed full time	2	22%	1	17%
Employed part time	0	0%	1	17%
Continuing education	4	45%	3	50%
Not Actively Engaged	3	33%	1	17%
Looking for work	1	11%	0	0%
Other commitments (e.g. family, travel, etc.)	2	22%	1	17%

Sample Continuing Education Choices

Doctorate in Comparative Religion at WMU

Doctorate in Sociocultural Kinesiology at University of Tennessee

Masters in Comparative Religion at WMU

Masters in Library and Information Science at University of Denver

Masters in Psychology at WMU

Sample Job Titles and Employers

ABA Therapist at Logan Autism Center

Medical Office Assistant at Deaconess Health System

Full-time Employment

- 100% were located in Michigan.
- 100% indicated their job was related to their degree.
- 100% were satisfied with their job.

About the Data

Graduating students were asked to provide their information through the WMU Post-Graduation Activity Survey within three months of their date of graduation. Some additional data was obtained from students' public professional profiles.

Degree recipients	Post-graduation data was obtained for		
	15 graduates (83%)		
	Graduates	Responses	
Bachelor's	10	9	(90%)
Master's	8	6	(75%)

Science Education

Post-Graduation Activity

70% of graduate degree recipients were actively engaged.

	Graduate degrees	
	count	percent
Actively Engaged	7	70%
Employed full time	4	40%
Employed part time	2	20%
Continuing education	1	10%
Not Actively Engaged	3	30%
Looking for work	3	30%

Full-time Employment

- Median salary for graduate degrees was \$40,000 to \$45,000 (based on 11 responses from 2015-16 and 2016-17).
- 75% were located in Michigan.
- 75% indicated their job was related to their degree.
- 100% were satisfied with their job.

Sample Job Titles and Employers

Associate Department Chair of Science at Davenport University
Education Director at Grass River Natural Area
High School Science Teacher at Lutheran High School Association
Teacher at George Stevens Academy

Sample Continuing Education Choices

Doctorate in Science Education at WMU

About the Data

Graduating students were asked to provide their information through the WMU Post-Graduation Activity Survey within three months of their date of graduation. Some additional data was obtained from students' public professional profiles.

Degree recipients	Post-graduation data was obtained for	
14	10 graduates (71%)	
	Graduates	Responses
Master's	12	9 (75%)
Doctoral	2	1 (50%)

Sociology

Post-Graduation Activity

83% of undergraduates and 100% of graduate degree recipients were actively engaged.

	Undergraduate degrees		Graduate degrees	
	count	percent	count	percent
Actively Engaged	20	83%	7	100%
Employed full time	14	58%	4	57%
Employed part time	1	4%	0	0%
Continuing education	5	21%	3	43%
Not Actively Engaged	4	17%	0	0%
Looking for work	4	17%	0	0%

Full-time Employment

- Median salary for undergraduates was \$32,500 to \$37,500 (based on 8 responses).
- Median salary for graduate students was \$50,000 to \$55,000 (based on 5 responses from 2015–16 and 2016–17 graduates).
- 61% were located in Michigan.
- 42% indicated their job was related to their degree.
- 75% were satisfied with their job.

About the Data

Graduating students were asked to provide their information through the WMU Post-Graduation Activity Survey within three months of their date of graduation. Some additional data was obtained from students' public professional profiles.

Degree recipients	Post-graduation data was obtained for	
46	31 graduates (67%)	
	Graduates	Responses
Bachelor's	39	24 (62%)
Master's	4	4 (100%)
Doctoral	3	3 (100%)

Sociology

Sample Job Titles and Employers

Assistant Professor at Eastern Michigan University
Assistant Professor at Marian University
Assistant Teacher at KinderCare
Behavioral Health Technician at Children's Devos Hospital
Claims Representative at Farmers Insurance
Faculty at Concord University
History and Language Arts Teacher at St. John's Lutheran School
Intern at Kalamazoo Department of Public Safety
Operations Supervisor at CVS
Pharmacy Technician at Meridian Health
Project Coordinator at Alma Technologies
RAY Conservation Fellow at Ocean Conservancy
Site Coordinator at 58th Presidential Inaugural Committee
Sr. Trade Customer Relations at Whirlpool

Sample Continuing Education Choices

Doctorate in Sociology at WMU
JD in International Law at Syracuse University
Masters in Counselor Education at WMU
Masters in Psychology at WMU
Masters in Sociology at WMU

Spanish

Post-Graduation Activity

85% of undergraduates and 83% of graduate degree recipients were actively engaged.

	Undergraduate degrees		Graduate degrees	
	count	percent	count	percent
Actively Engaged	35	85%	5	83%
Employed full time	16	39%	3	50%
Employed part time	3	7%	0	0%
Continuing education	14	34%	2	33%
Volunteering full time	2	5%	0	0%
Not Actively Engaged	6	15%	1	17%
Looking for work	6	15%	1	17%

Full-time Employment

- Median salary for undergraduates was \$27,500 to \$32,500 (based on 12 responses).
- 94% were located in Michigan.
- 71% indicated their job was related to their degree.
- 79% were satisfied with their job.

About the Data

Graduating students were asked to provide their information through the WMU Post-Graduation Activity Survey within three months of their date of graduation. Some additional data was obtained from students' public professional profiles.

This report includes data from students who majored in Spanish and Spanish: Secondary Education.

Degree recipients	Post-graduation data was obtained for	
59	47 graduates (80%)	
	Graduates	Responses
Bachelor's	51	41 (80%)
Master's	6	4 (67%)
Doctoral	2	2 (100%)

Spanish

Sample Job Titles and Employers

Assistant Professor at Cornerstone University
Assistant Teacher at New Wonders Discovery Center
Certified Nursing Assistant at Bronson
College Adviser at Michigan College Access Network
Community Engagement Specialist at Ready for School
HR Assistant at Kellogg's
Industrial Engineer at Ventra
Law Clerk at Migrant Legal Aid
Local Store Marketer at City Barbeque
Peace Corps TEFL Volunteer at Peace Corps
Registered Nurse at University of Michigan
Staff Writer at Smart Finds Internet Marketing
Technical Recruiter at Epitec
Tutor at Great Lakes Center for Autism Treatment and Research
Visiting Professor at Grand Valley State University

Sample Continuing Education Choices

Doctorate in Hispanic Cultural Studies at Michigan State University
Doctorate in Linguistics at University of Florida
JD at Michigan State University
Masters in Bilingual Speech Language Pathology at North Carolina Central University
Masters in Biomedical Science at Roosevelt University
Masters in Devised Performance at The University of the Arts
Masters in Educational Leadership at Manchester Metropolitan University
Masters in Organizational Behavior Management at WMU
Masters in Public Policy at University of Michigan
Masters in Spanish at WMU
Masters in Speech and Language Pathology at Northwestern University
Masters in Speech and Language Pathology at WMU
MD in Dental/Orthodontics at Midwestern University

Statistics

Post-Graduation Activity

100% of undergraduates and 80% of graduate degree recipients were actively engaged.

	Undergraduate degrees		Graduate degrees	
	count	percent	count	percent
Actively Engaged	5	100%	12	80%
Employed full time	3	60%	8	53%
Employed part time	0	0%	1	7%
Continuing education	1	20%	3	20%
Volunteering full time	1	20%	0	0%
Not Actively Engaged	0	0%	3	20%
Looking for work	0	0%	3	20%

Sample Job Titles and Employers

Analyst at Ford Motor Company

Assistant Professor of Data Analytics at Husson Univ.

Associate Analyst at EYC USA

Biostatistician at MMS Holdings

Budget Evaluation Consultant at Inter-American
Development Bank

Financial Analyst at DXC Technology

Pricing and Commercial Information

Specialist II at Anheuser-Busch

Quality Control Analyst at FCA

Sales Representative at Paw Paw Wine
Distributors

Sample Continuing Education Choices

Doctorate in Biostatistics at University of Iowa

Masters in Statistics at WMU

Full-time Employment

- Median salary for graduate degrees was \$60,000 to \$65,000 (based on 7 responses).
- 94% were located in Michigan.
- 100% indicated their job was related to their degree.
- 100% were satisfied with their job.

About the Data

Graduating students were asked to provide their information through the WMU Post-Graduation Activity Survey within three months of their date of graduation. Some additional data was obtained from students' public professional profiles.

Degree recipients	Post-graduation data was obtained for	
23	20 graduates (87%)	
	Graduates	Responses
Bachelor's	6	5 (83%)
Master's	13	11 (85%)
Doctoral	4	4 (100%)

World Languages and Literatures

Post-Graduation Activity

86% of degree recipients were actively engaged.

	count	percent		count	percent
Actively Engaged	19	86%	Not Actively Engaged	3	14%
Employed full time	12	55%	Looking for work	3	14%
Employed part time	3	14%			
Continuing education	4	18%			

Full-time Employment

- Median salary was \$32,500 to \$37,500 (based on 8 responses).
- 55% were located in Michigan.
- 88% indicated their job was related to their degree.
- 75% were satisfied with their job.

Sample Job Titles and Employers

Area Manager at Amazon
Assistant Language Teacher at JET Program
English Teacher at ABC English School
French Teacher at Troy School District
Global Academia Social Media Strategist at GDPR POC for Academia and Education
Office Assistant at WMU
Quality Lab Technician at ICM Products
Teacher at Centreville Public Schools

Sample Continuing Education Choices

Masters in German at Michigan State University
Masters in Religion at WMU

About the Data

Graduating students were asked to provide their information through the WMU Post-Graduation Activity Survey within three months of their date of graduation. Some additional data was obtained from students' public professional profiles.

This report includes data from students who majored in French; German; German: Secondary Education; Japanese; and Latin.

Bachelor's degree recipients
26


Post-graduation data was obtained
for

22 graduates (85%)

Aviation



Aviation Flight Science	83
Aviation Maintenance Technology	85
Aviation Management and Operations	86



Aviation

Post-Graduation Activity 2016–17

91% of all Aviation graduates were actively engaged.

	count	percent
Actively Engaged	88	91%
Employed full time	71	73%
Employed part time	5	5%
Continuing education	6	6%
Military service	6	6%
Not Actively Engaged	9	9%
Looking for work	9	9%

Survey Population

	Graduates	Responses
Bachelor's degrees	132	97 (73%)

The Post-Graduation Activity Survey was sent to all of the 132 students who earned a degree from the College of Aviation between August 2016 and June 2017.

Salary Ranges for Full-Time Employment

	25 th percentile	50 th percentile Median	75 th percentile	Number of Responses
All Aviation	\$25,000-\$30,000	\$35,000-\$40,000	\$48,750-\$53,750	50

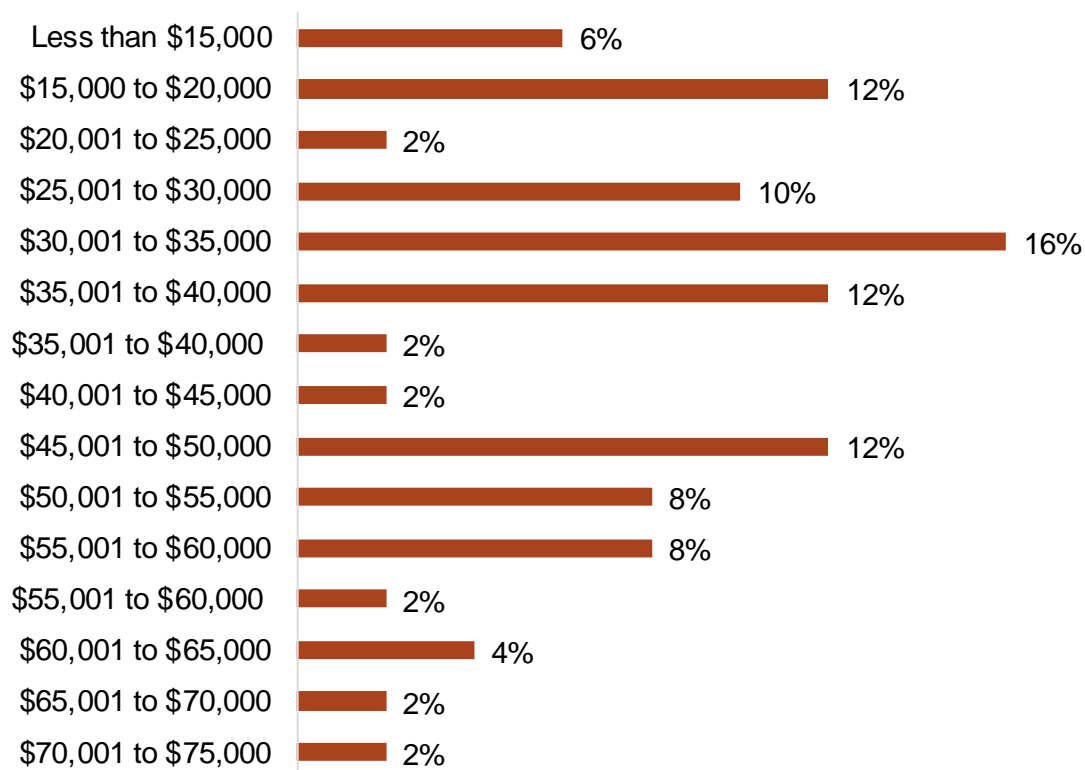
"My extra-curricular activity, the WMU SkyBroncos Precision Flight Team, were incredibly beneficial to my education here. It is entirely due to that group that my experiences were elevated so much."

Aviation

Full-time Employment

- Median salary for undergraduate degree recipients in the College of Aviation was \$35,000 to \$40,000 (based on 50 responses).
- 58% had a job in Michigan.
- 90% had a job related to their degree.
- 92% were satisfied with their job.

Full-time Salaries



"I had a great time at WMU. The faculty were helpful and experienced in their field, they were also willing to help you if you approach them for help."

Aviation

Top Employers of Aviation Graduates

DCT Aviation	Envoy Airlines	U.S. Navy
Duncan Aviation	IFL Group	Williams Aerial and Mapping
Endeavor Air	Kalitta Air	WMU
	U.S. Air Force	

Continuing Education

- 6% of Aviation respondents are pursuing further education after graduating from WMU.
- After graduation, 60% of Aviation respondents are pursuing masters degrees and 40% certification programs/licensure.
- 20% are continuing education at WMU, and the remaining 80% will attend 5 different institutions.

Experiential Education

Respondents were asked: “While at WMU, did you participate in an experiential education activity? (e.g., internship, co-op, practicum, research, service learning, student teaching, senior design project, senior performance project, capstone, or other work experience related to your field of study.) This includes activities that were required or optional in your program.”

70% of all Aviation graduates completed experiential education.

Top Experiential Education Employers

Chicago O'Hare	K2 Aviation	Quickflight Services
Delta Airlines	Masco Flight Department	UPS Supply Chain Solutions
Duncan Aviation	Mesa Airlines	WMU-College of Aviation
Etihad Airways		WMU-Fleet Maintenance

WMU Internship Catalog by Major: wmich.edu/career/students/internships/interncatalog

Aviation Flight Science

Post-Graduation Activity

93% of degree recipients were actively engaged.

	count	percent		count	percent
Actively Engaged	55	93%	Not Actively Engaged	4	7%
Employed full time	44	75%	Looking for work	4	7%
Employed part time	4	7%			
Continuing education	3	5%			
Military service	4	7%			

Full-time Employment

- Median salary was \$30,000 to \$35,000 (based on 31 responses).
- 59% were located in Michigan.
- 94% indicated their job was related to their degree.
- 94% were satisfied with their job.

About the Data

Graduating students were asked to provide their information through the WMU Post-Graduation Activity Survey within three months of their date of graduation. Some additional data was obtained from students' public professional profiles.

Bachelor's degree recipients

82

Post-graduation data was obtained for

59 graduates (72%)

Aviation Flight Science

Sample Job Titles and Employers

Aerial Mapping Pilot at Williams Aerial & Mapping
Airline Pilot at Endeavor Air
Aviation Machinist at United States Navy Reserve
Avionics Technician at Heath Aviation
Certified Flight Instructor at DCT Aviation
Certified Flight Instructor at JB Aviation
Certified Flight Instructor at Ohio State University
Certified Flight Instructor at Solo Aviation
Certified Flight Instructor at WMU
CFI/CFII/MEI at Envoy Airlines
Field Operations Specialist at Wayne County Airport Authority-DTW
First Officer at Endeavor Air
First Officer at Republic Airways
Flight Engineer-Boeing 727 at IFL Group
Flight Instructor at Coast Flight Training
Flight Instructor at DCT Aviation
Flight Instructor at Envoy Airlines
Flight Instructor at Falcon Aviation Academy
Flight Instructor at Flight 101
King Air/Citation Pilot at Lentini Aviation
Lieutenant at United States Navy
National Account Manager at Coyote Logistics
Naval Aviator at United States Navy
Pilot at Apogee Aircraft Services
Pilot at United States Marine Corps
Pilot at Williams Aerial and Mapping
Pilot/Crew Member at IFL Group
Pilot/Officer at Midwest Aerial Photography
Professional Hockey Player at Viking HC
Program Coordinator at National Association of Flight Instructors
Security at United States Air Force
US Air Force Pilot at United States Air Force

Sample Continuing Education Choices

Certification Program/Licensure in Aviation at Falcon Aviation Academy
Certification Program/Licensure in Flight Training at The Flying School in Loveland, CO

Aviation Maintenance Technology

Post-Graduation Activity

92% of degree recipients were actively engaged.

	count	percent		count	percent
Actively Engaged	11	92%	Not Actively Engaged	1	8%
Employed full time	10	83%	Looking for work	1	8%
Continuing education	1	8%			

Full-time Employment

- Median salary was \$35,000 to \$40,000 (based on 6 responses).
- 78% were located in Michigan.
- 83% indicated their job was related to their degree.
- 100% were satisfied with their job.

Sample Job Titles and Employers

A&P Mechanic at SkyWest	Aviation Maintenance Technician at Bartelt Aviation
Aircraft Mechanic at Hawaiian Airlines	Avionics Technician at Heath Aviation
Aircraft Technician at Air Wisconsin Airlines	Fleet Maintenance Aircraft Detailer at WMU
Airframe Technician at Duncan Aviation	Shift Leader-Quality Control at Imperial Beverage

Sample Continuing Education Choices

Masters in Engineering Management at WMU

About the Data

Graduating students were asked to provide their information through the WMU Post-Graduation Activity Survey within three months of their date of graduation. Some additional data was obtained from students' public professional profiles.

Bachelor's degree recipients
15
Post-graduation data was obtained for
12 graduates (80%)

Aviation Management and Operations

Post-Graduation Activity

89% of degree recipients were actively engaged.

	count	percent
Actively Engaged	34	89%
Employed full time	27	71%
Employed part time	2	5%
Continuing education	2	5%
Military service	3	8%
Not Actively Engaged	4	11%
Looking for work	4	11%

Full-time Employment

- Median salary was \$35,000 to \$40,000 (based on 18 responses).
- 55% were located in Michigan.
- 89% indicated their job was related to their degree.
- 83% were satisfied with their job.

About the Data

Graduating students were asked to provide their information through the WMU Post-Graduation Activity Survey within three months of their date of graduation. Some additional data was obtained from students' public professional profiles.

Bachelor's degree recipients
49
Post-graduation data was obtained for
38 graduates (78%)

Aviation Management and Operations

Sample Job Titles and Employers

Aircraft Technician at Northcoast Jet
AOG Purchaser at Kalitta Air
Aviation Insurance Sales at National Aviation and Marine Underwriters
Aviation Intern at Kal-Aero Flight Instruction
Aviation Machinist at United States Navy Reserve
Aviation Planner at Crawford, Murphy, and Tilly
Aviation Planner at United Airlines
Certified Flight Instructor at JB Aviation
Certified Flight Instructor at Ohio State University
Certified Flight Instructor at Solo Aviation
Certified Flight Instructor at WMU
Fighter Pilot at Air Force
Flight Instructor at Coast Flight Training
Flight Operations at Kalitta Air
Lieutenant in the USN at United States Navy
Maintenance at Kalitta Charters
Manager-Scheduling and Dispatch at WMU
NextGen Analyst at Federal Aviation Administration
Operations Assistant at Kalitta Air
Operations Representative at PASS Charters
Pilot/Officer at United States Air Force
Recruiter at Matt McClusky
Regional Operations Manager at Gordon Water Systems
Support Specialist at RJW Logistics
Team Leader at IGS

Sample Continuing Education Choices

Masters in Airport Planning and Management at Cranfield University, UK
Masters in Business Administration at Grand Valley State University

Education and Human Development



College of Education
and Human Development

WESTERN MICHIGAN UNIVERSITY

Athletic Training.....	93
Career and Technical Education	94
Coaching Sport Performance	95
Counseling Psychology	96
Counselor Education	98
Dietetics.....	100
Educational Leadership	101
Educational Leadership: Higher Education.....	102
Educational Leadership: Higher Ed and Student Affairs...	103
Educational Leadership: K12.....	104
Educational Leadership: Organizational Analysis	105
Educational Technology	106
Elementary Education	107
Evaluation, Measurement, and Research.....	109
Exercise Science	110
Family Science	112
Fashion Merchandising and Design	114
Health Education	115
Interior Design	116
Literacy Studies	117
Organizational Change Leadership	118
Physical Education	119
Practice of Teaching.....	120
Recreation	121
Secondary Education	123
Social Studies: Secondary Education.....	124
Special Education.....	125

Education and Human Development

Post-Graduation Activity 2016–17

90% of all Education and Human Development graduates were actively engaged.

	All degrees		Undergraduate degrees		Graduate degrees	
	count	percent	count	percent	count	percent
Actively Engaged	602	90%	308	88%	294	92%
Employed full time	485	73%	227	65%	258	81%
Employed part time	38	6%	21	6%	17	5%
Continuing education	73	11%	57	16%	16	5%
Military service	3	0.4%	1	0.3%	2	1%
Volunteering full time	3	0.4%	2	1%	1	0.3%
Not Actively Engaged	66	10%	42	12%	24	8%
Looking for work	60	9%	39	11%	21	7%
Other commitments (e.g. family, travel, etc.)	6	1%	3	1%	3	1%

Survey Population

	Graduates	Responses	
All CEHD degrees	873	668	(77%)
Bachelor's	471	350	(74%)
Master's	360	280	(78%)
Doctoral	40	36	(90%)
Postbaccalaureate Certificate	2	2	(100%)

The Post-Graduation Activity Survey was sent to all of the 873 students who earned a degree from the College of Education and Human Development between August 2016 and June 2017.

Salary Ranges for Full-Time Employment

	25 th percentile	50 th percentile Median	75 th percentile	Number of Responses
All CEHD	\$30,000-\$35,000	\$35,000-\$40,000	\$50,000-\$55,000	309
Undergraduate	\$25,000-\$30,000	\$30,000-\$35,000	\$35,000-\$40,000	130
Graduate	\$35,000-\$40,000	\$45,000-\$50,000	\$60,000-\$65,000	179

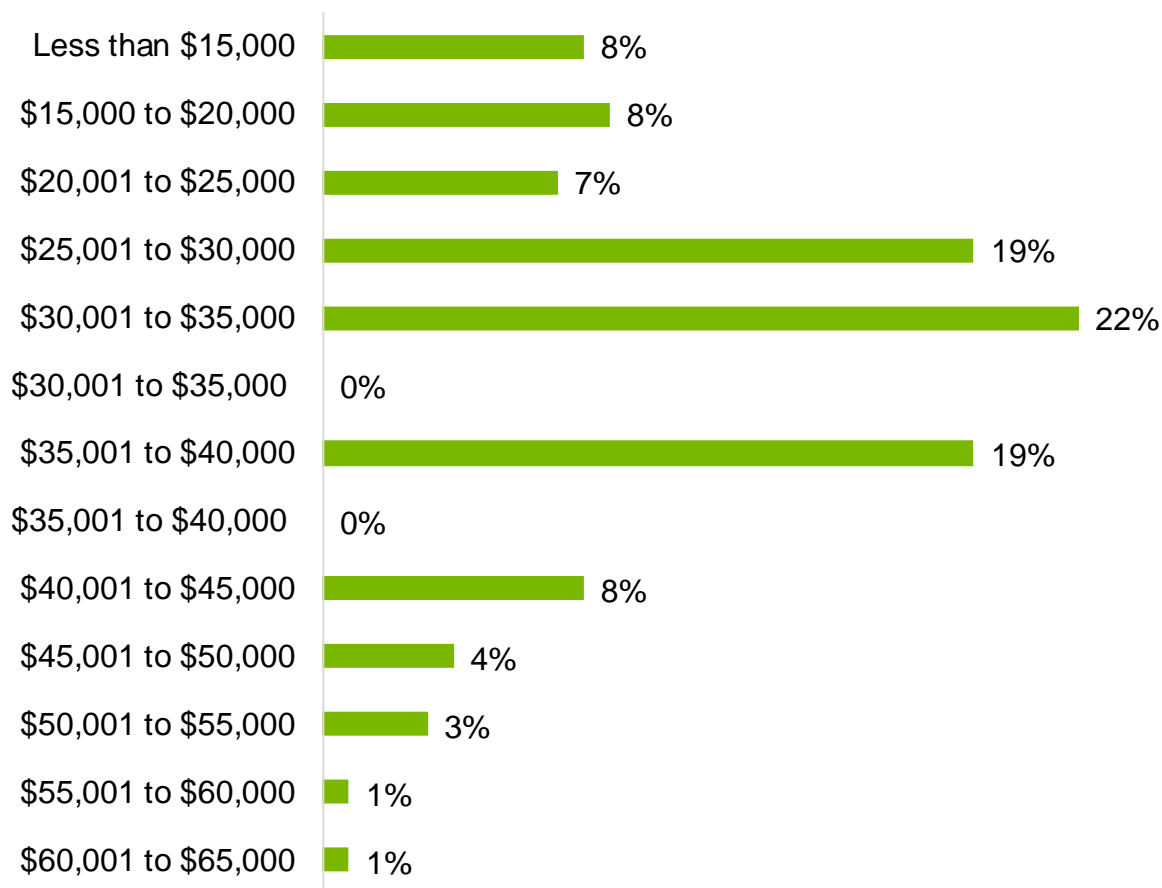
"WMU is a first class organization. I loved my time as a student for both my graduate and undergraduate degrees!"

Education and Human Development

Undergraduates' Full-time Employment

- Median salary for undergraduate degree recipients in the College of Education and Human Development was \$30,000 to \$35,000 (based on 130 responses).
- 79% had a job in Michigan.
- 92% had a job related to their degree.
- 95% were satisfied with their job.

Undergraduate Salaries



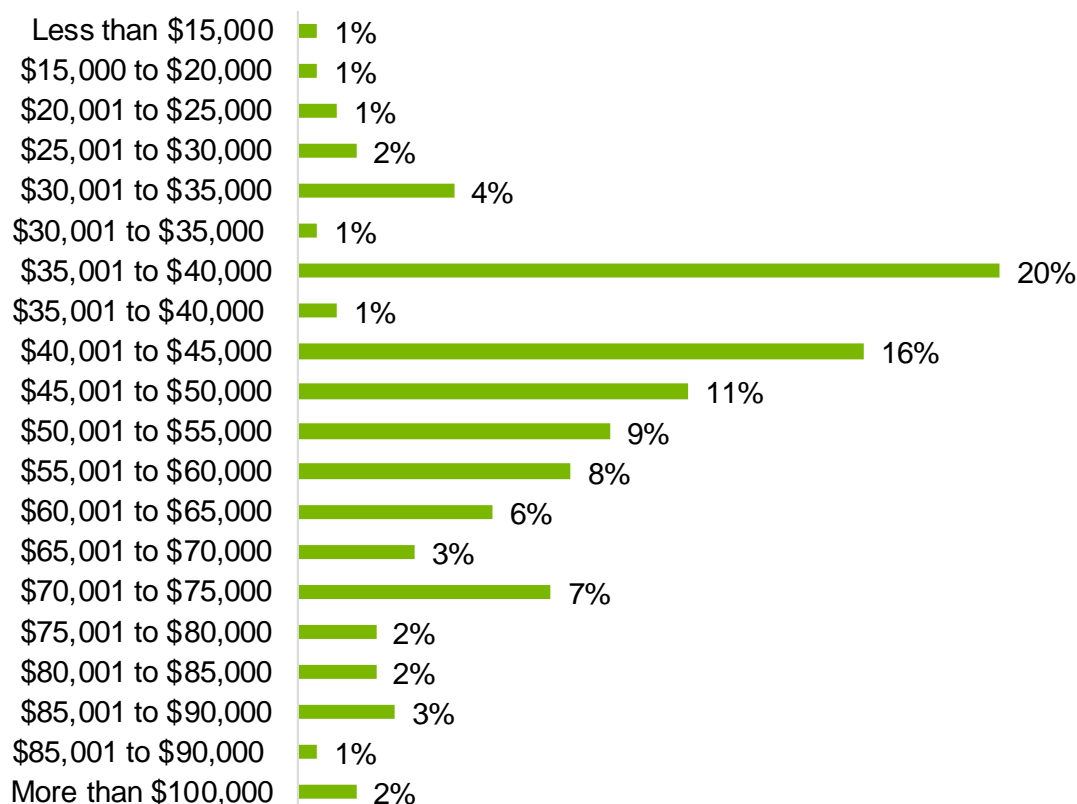
"I would not be the person I am today without Western Michigan University. I learned so much and made so many relationships that I will have for the rest of my life. I cherish my time at Western Michigan University and I am so proud to call myself a Bronco."

Education and Human Development

Graduate Students' Full-time Employment

- Median salary for graduate degree recipients in the College of Education and Human Development was \$45,000 to \$50,000 (based on 179 responses).
- 84% had a job in Michigan.
- 91% had a job related to their degree.
- 90% were satisfied with their job.

Graduate Salaries



"WMU has been an amazing place to call home for graduate school. The focus is about the students and bettering the community, and that proves true with everything I have experienced while here. It's an honor to be a WMU graduate and feel this institution was the perfect choice that has helped me feel empowered, allowed me to develop into a better me, and gave me opportunities to engage fully into my program of choice."

Education and Human Development

Top Employers of Education and Human Development Graduates

Battle Creek Public Schools	Family Outreach Center	Lakeview Public Schools
Berrien Springs Public Schools	Farmington Public Schools	Michigan State University
Bethany Christian Services	Grand Rapids Public Schools	Portage Public Schools
Borgess		State of Michigan
Bronson	Hope Network	Three Rivers Community Schools
Developmental Enhancement Behavioral Health	Kalamazoo Public Schools	University of Wisconsin
EDUStaff	KVCC	Van Buren ISD
Family Counseling and Mediation Services	Kellogg's	WMU
	Lakeland Health	YMCA

Continuing Education

- 11% of Education and Human Development respondents are pursuing further education after graduating from WMU.
- After graduation, 69% of Education and Human Development respondents are pursuing masters degrees, 20% doctoral degrees, 4% professional schools, 4% certification programs, 1% specialist programs, and 1% associates degrees.
- 43% are continuing education at WMU, and the remaining 57% will attend 21 different institutions.

Experiential Education

Respondents were asked: "While at WMU, did you participate in an experiential education activity? (e.g., internship, co-op, practicum, research, service learning, student teaching, senior design project, senior performance project, capstone, or other work experience related to your field of study.) This includes activities that were required or optional in your program."

	All degrees	Undergraduate degrees	Graduate degrees
Education and Human Development	96%	99%	93%

Top Experiential Education Employers

Bethany Christian Services	KVCC	Portage Public Schools
Bronson	KRESA	The Ark
Dept of Health & Human Services	Lakeside Academy	Vicksburg Public Schools
Forest Academy	Lakeview Public Schools	WMU
Gryphon Place	Mattawan Consolidated Schools	WMU-Athletics
Hillside Middle School	Otsego High School	WMU-Centers for Counseling and Psychological Services
Kalamazoo Christian Schools	Parchment Public Schools	YMCA
Kalamazoo College	Paw Paw Public Schools	YWCA
Kalamazoo Public Schools	Plainwell Community Schools	

WMU Internship Catalog by Major: wmich.edu/career/students/internships/interncatalog

Athletic Training

Post-Graduation Activity

92% of undergraduates and 100% of graduate degree recipients were actively engaged.

	Undergraduate degrees		Graduate degrees	
	count	percent	count	percent
Actively Engaged	12	92%	6	100%
Employed full time	4	31%	5	83%
Employed part time	1	8%	1	17%
Continuing education	7	54%	0	0%
Not Actively Engaged	1	8%	0	0%
Looking for work	1	8%	0	0%

Full-time Employment

- Median salary for graduate degrees was \$30,000 to \$35,000 (based on 11 responses from 2015-16 and 2016-17).
- 29% were located in Michigan.
- 100% indicated their job was related to their degree.
- 100% were satisfied with their job.

Sample Job Titles and Employers

Assistant Athletic Trainer at University of Illinois
Athletic Trainer at Impact Physical Therapy
Certified Athletic Trainer at Memorial Hospital
Clinical Athletic Trainer at River Valley Orthopedics
Stem Cell Rehabilitative Therapy at Progressive Rehabilitation Medicine

Sample Continuing Education Choices

Doctorate in Physician Assistant at GVSU
Masters in Athletic Training at Indiana University
Masters in Athletic Training at Northern Illinois
Masters in Athletic Training at University of Memphis
Masters in Sports Management at EMU
Masters in Sports Management at North Carolina State

About the Data

Graduating students were asked to provide their information through the WMU Post-Graduation Activity Survey within three months of their date of graduation. Some additional data was obtained from students' public professional profiles.

Degree recipients	Post-graduation data was obtained for	
21	19 graduates (90%)	
	Graduates	Responses
Bachelor's	13	13 (100%)
Master's	6	8 (75%)

Career and Technical Education

Post-Graduation Activity

100% of graduate degree recipients were actively engaged.

	Graduate degrees	
	count	percent
Actively Engaged	12	100%
Employed full time	10	83%
Continuing education	1	8%
Military service	1	8%

Full-time Employment

- Median salary for graduate degrees was \$55,000 to \$60,000 (based on 9 responses).
- 92% were located in Michigan.
- 100% indicated their job was related to their degree.
- 100% were satisfied with their job.

Sample Job Titles and Employers

Automotive Technology Instructor at Jackson Area Career Center
Business Teacher at Careerline Tech Center
CNA Instructor at Kent Intermediate School District
Culinary Arts Instructor at Lenawee ISD
Dental Assisting Instructor at LISD Tech Center

Family and Consumer Science Teacher at Grand Blanc High School
Instructor at American Electrical Testing
Instructor at Kellogg's
Program Manager at Branch ISD
Teacher at Lake Orion Community Schools
Teacher at Lowell Area Schools

About the Data

Graduating students were asked to provide their information through the WMU Post-Graduation Activity Survey within three months of their date of graduation. Some additional data was obtained from students' public professional profiles.

Degree recipients	Post-graduation data was obtained for	
	13 graduates (81%)	
	Graduates	Responses
Bachelor's	3	1 (33%)
Master's	13	12 (92%)

Coaching Sport Performance

Post-Graduation Activity 2015–16 and 2016–17

100% of degree recipients were actively engaged.

	count	percent
Actively Engaged	6	100%
Employed full time	6	100%

Full-time Employment

- 100% were located in Michigan.
- 100% indicated their job was related to their degree.
- 100% were satisfied with their job.

Sample Job Titles and Employers

Assistant Football Coach at the US Merchant Marine Academy

Assistant Varsity Football Coach at Maple Valley High School

Director of Basketball Operations at WMU

PE/Health Teacher and Varsity Girls Basketball Coach at Williamston Community Schools

Physical Education Teacher and Coach at Gobles Public Schools

Teacher/Coach at Addison Community Schools

About the Data

Graduating students were asked to provide their information through the WMU Post-Graduation Activity Survey within three months of their date of graduation. Some additional data was obtained from students' public professional profiles.

All information is based on the most recent data from 2016–17 graduates, combined with data from 2015–16 graduates which was collected near the time of their graduation. We report two years of data together due to low numbers of responses.

Master's degree recipients

6

Post-graduation data was obtained
for

6 graduates (100%)

Counseling Psychology

Post-Graduation Activity

88% of degree recipients were actively engaged.

	count	percent
Actively Engaged	29	88%
Employed full time	25	76%
Employed part time	2	6%
Continuing education	2	6%
Not Actively Engaged	4	12%
Looking for work	3	9%
Other commitments (e.g. family, travel, etc.)	1	3%

Full-time Employment

- Median salary was \$40,000 to \$45,000 (based on 20 responses).
- 79% were located in Michigan.
- 91% indicated their job was related to their degree.
- 82% were satisfied with their job.

About the Data

Graduating students were asked to provide their information through the WMU Post-Graduation Activity Survey within three months of their date of graduation. Some additional data was obtained from students' public professional profiles.

Degree recipients	Post-graduation data was obtained for	
43	33 graduates (77%)	
	Graduates	Responses
Master's	34	25 (74%)
Doctoral	9	8 (89%)

Counseling Psychology

Sample Job Titles and Employers

Academic Advisor at Davenport University
Administrative Assistant I at WMU
Assistant Professor at Mott Community College
Behavior Therapist at Cadillac Area Public School
Clinical Therapist at Hope Network
Clinician at Community Mental Health Authority
Clinician at Developmental Enhancement Behavioral Health
Home Based Therapist at Montcalm Care Network
Lead Preschool Teacher at WMU
Partial Hospitalization Therapist at New Oakland Family Centers
Postdoctoral Psychologist Fellow at University of Massachusetts
Professor at Pontificia Universidad Catolica Madre y Maestra
Program Director at Sequel Youth and Family Services
Psychologist at Michigan Department of Corrections
Psychologist at VA Hospital
Recovery Management Therapist at Arbor Circle
Staff Psychologist at Iowa State University
Staff Psychologist at Montana State University
Substance Abuse Counselor at Victory Clinic
Substance Abuse Counselor at Serenity Point Recovery
Therapist at Arbor Hills Psychological Services

Sample Continuing Education Choices

Doctorate in Counseling Psychology at WMU

Counselor Education

Post-Graduation Activity

94% of degree recipients were actively engaged.

	count	percent
Actively Engaged	64	94%
Employed full time	55	81%
Employed part time	6	9%
Continuing education	3	4%
Not Actively Engaged	4	6%
Looking for work	4	6%

Full-time Employment

- Median salary was \$40,000 to \$45,000 (based on 29 responses).
- 92% were located in Michigan.
- 90% indicated their job was related to their degree.
- 94% were satisfied with their job.

About the Data

Graduating students were asked to provide their information through the WMU Post-Graduation Activity Survey within three months of their date of graduation. Some additional data was obtained from students' public professional profiles.

Degree recipients	Post-graduation data was obtained for	
85	68 graduates (80%)	
	Graduates	Responses
Master's	80	63 (79%)
Doctoral	5	5 (100%)

Counselor Education

Sample Job Titles and Employers

Addiction Therapist at Michigan Therapeutic Consultants

Assistant Professor at Grace College

Behavior Technician at Hope Network

Behavioral Health Therapist at Catholic Charities of West Michigan

Care Provider at Pine Rest

Career Advisor at Michigan Works

Certified Clinical Hemodialysis Technician at Munson Medical Center

Clinical Specialist at ProtoCall Services

Counselor at Catholic Central High School

Counselor at Family Counseling and Mediation Services

Counselor at Holland Public Schools

Counselor at Hopkins Public Schools

Counselor at KVCC

Counselor at Mindful Counseling

Counselor at Muskegon Heights Academy

Counselor at Safe Place

Director of Community Support Services at Newaygo County Mental Health

Executive Director at River House

Family Centered Therapist at Sparc Network

Family Coordinator at Family and Children's Center

Family Therapist at Samaritas

Gatekeeper at Suicide Prevention Initiative

Home Based Therapist at Family Outreach Center

Home Based Therapist at Samaritas

Independent Consultant at Rodan and Fields

KSSN Clinician at Family Outreach Center

Marriage and Family Therapist at Meaningful Connections Counseling

Marriage Family Therapist at Kalamazoo Psychology

Mental Health Therapist at KCMHSAS

Prevention Case Manager Specialist at Eaton Regional Education Service Agency

School Counselor at Athens School District

School Counselor at Buckley Community Schools

School Counselor at Traverse City Area Public Schools

Support Service Supervisor at Bethany Christian Services

Supports Coordinator at North Country Community Health

Teacher at Orange County Public Schools

Teacher at Godwin Heights Public Schools

Visiting Professor at Governors State University

Vocational Rehabilitation Counselor at State of Michigan

Youth Advocate Specialist at Grand Rapids Public Schools

Sample Continuing Education Choices

Certification Program in Alcohol and Drug Abuse at WMU

Dietetics

Post-Graduation Activity

95% of degree recipients were actively engaged.

	count	percent		count	percent
Actively Engaged	21	95%	Not Actively Engaged	1	5%
Employed full time	6	27%	Looking for work	1	5%
Employed part time	1	5%			
Continuing education	14	64%			

Full-time Employment

- 75% were located in Michigan.
- 100% indicated their job was related to their degree.
- 100% were satisfied with their job.

Sample Job Titles and Employers

Dietary Aide at Heritage Community of Kalamazoo
Dietary Aide at Senova
Dietetic Intern at Delta State University
Dietetic Intern at Michigan State University

Sample Continuing Education Choices

Masters in Dietetics at Grand Valley State University
Masters in Dietetics at Marshall University
Masters in Dietetics at University of Utah
Masters in Dietetics at WMU
Masters in Nutrition at University of North Florida

About the Data

Graduating students were asked to provide their information through the WMU Post-Graduation Activity Survey within three months of their date of graduation. Some additional data was obtained from students' public professional profiles.

Bachelor's degree recipients

29

Post-graduation data was obtained for

22 graduates (76%)

Educational Leadership

Post-Graduation Activity

100% of degree recipients were actively engaged.

	count	percent
Actively Engaged	5	100%
Employed full time	5	100%

Full-time Employment

- Median salary was \$65,000 to \$70,000 (based on 6 responses from 2015-16 and 2016-17).
- 100% were located in Michigan.
- 80% indicated their job was related to their degree.
- 100% were satisfied with their job.

Sample Job Titles and Employers

Departmental Specialist at Michigan Department of Corrections
Director at WMU
Education Specialist at Michigan Public School
Professional Learning Consultant at Communications by Design
Teacher at West Ottawa Public Schools

About the Data

Graduating students were asked to provide their information through the WMU Post-Graduation Activity Survey within three months of their date of graduation. Some additional data was obtained from students' public professional profiles.

Degree recipients	Post-graduation data was obtained for	
5	5 graduates (100%)	
Doctoral	Graduates	Responses
	5	5 (100%)

Educational Leadership: Higher Education

Post-Graduation Activity

100% of degree recipients were actively engaged.

	count	percent
Actively Engaged	5	100%
Employed full time	5	100%

Full-time Employment

- Median salary was \$95,000 to \$100,000 (based on 7 responses from 2015-16 and 2016-17).
- 100% were located in Michigan.
- 100% indicated their job was related to their degree.
- 67% were satisfied with their job.

Sample Job Titles and Employers

Associate Director at WMU
Director-TRiO Student Success Program at WMU
Provost and Chief Academic Officer at Grace Bible College

About the Data

Graduating students were asked to provide their information through the WMU Post-Graduation Activity Survey within three months of their date of graduation. Some additional data was obtained from students' public professional profiles.

Doctoral degree recipients
5
Post-graduation data was obtained for
5 graduates (100%)

Educational Leadership: Higher Ed and Student Affairs

Post-Graduation Activity

86% of degree recipients were actively engaged.

	count	percent		count	percent
Actively Engaged	18	86%	Not Actively Engaged	3	14%
Employed full time	17	81%	Looking for work	3	14%
Volunteering full time	1	5%			

Full-time Employment

- Median salary was \$40,000 to \$45,000 (based on 13 responses).
- 44% were located in Michigan.
- 100% indicated their job was related to their degree.
- 93% were satisfied with their job.

Sample Job Titles and Employers

Academic Advisor at WMU
Academic Advisor/Recruiter at MSU
Admissions Counselor at University of Oregon
Admissions Counselor at University of Wisconsin
Admissions Recruiter at WMU
Assistant Hall Director at WMU
Assistant to the Dean of Student Services at Kellogg Community College
Education Specialist at Kellogg Community College
Hall Director at Minnesota State University
Pre-College Adviser at AdviseMI-Americorp

Prevention and Education Coordinator at University of Wisconsin
Project Coordinator at WMU
Residence Hall Director at Lawrence University
Residence Hall Director at North Dakota State University
Residence Hall Director at University of Wisconsin
Student Conduct Coordinator at Brown University
Student Success Coach at University of Wisconsin

About the Data

Graduating students were asked to provide their information through the WMU Post-Graduation Activity Survey within three months of their date of graduation. Some additional data was obtained from students' public professional profiles.

Master's degree recipients

22

Post-graduation data was obtained for

21 graduates (95%)

Educational Leadership: K12

Post-Graduation Activity

93% of graduate degree recipients were actively engaged.

	Graduate degrees	
	count	percent
Actively Engaged	27	93%
Employed full time	26	90%
Continuing education	1	3%
Not Actively Engaged	2	7%
Looking for work	2	7%

Full-time Employment

- Median salary for graduate degrees was \$62,500 to \$67,500 (based on 18 responses).
- 96% were located in Michigan.
- 89% indicated their job was related to their degree.
- 89% were satisfied with their job.

Sample Job Titles and Employers

4th Grade ELA/Writing Teacher at KPS
Assistant Principal/Athletic Director at Lakeview Public Schools
Athletic Director at Kalamazoo Public Schools
Athletic Director at Rockford Public Schools
Behavior Interventionist/Dean of Students at Three Rivers Community Schools
Business Service Director at Kelloggsville Public Schools
Content Creator and Teacher Author at Male Kindergarten Teacher
Counselor at Jenison Public Schools
Director of Marketing at Concordia International School Shanghai
Early Childhood Coordinator at Saginaw Public Schools

High School Special Education Teacher at Kenowa Hills High School
Principal at Bloomingdale Public Schools
Principal at Grand Rapids Public Schools
Principal at Northwest Community Schools
Principal at West Side Christian School
Superintendent at Harbor Springs Public Schools
Superintendent at Saginaw ISD
Teacher at Kalamazoo Christian Schools
Teacher at Lakeview Public Schools
Teacher at Mona Shores Public Schools
Teacher at North Muskegon Public Schools
Teacher at Paw Paw Public Schools
Teacher at Three Rivers Community Schools

About the Data

Graduating students were asked to provide their information through the WMU Post-Graduation Activity Survey within three months of their date of graduation. Some additional data was obtained from students' public professional profiles.

Degree recipients	Post-graduation data was obtained for	
	Graduates	Responses
36	29 graduates (81%)	
Master's	31	24 (77%)
Doctoral	5	5 (100%)

Educational Leadership: Organizational Analysis

Post-Graduation Activity

83% of degree recipients were actively engaged.

	count	percent		count	percent
Actively Engaged	5	83%	Not Actively Engaged	1	17%
Employed full time	5	83%	Looking for work	1	17%

Full-time Employment

- Median salary was \$60,000 to \$65,000 (based on 5 responses).
- 100% were located in Michigan.
- 75% indicated their job was related to their degree.
- 100% were satisfied with their job.

Sample Job Titles and Employers

Art Teacher at Byron Center Public Schools
Corporate Trainer at Michigan State University
Degree Auditor at KVCC
Director of Admissions, Registration and Records at KVCC

Industrial Hygienist at Fishbeck, Thompson, Carr and Huber
Research Associate at WMU
Vice President of Continued Care Services at Lakeland Health

About the Data

Graduating students were asked to provide their information through the WMU Post-Graduation Activity Survey within three months of their date of graduation. Some additional data was obtained from students' public professional profiles.

Degree recipients	Post-graduation data was obtained for	
10	6 graduates (60%)	
	Graduates	Responses
Master's	4	3 (75%)
Doctoral	6	3 (50%)

Educational Technology

Post-Graduation Activity

75% of degree recipients were actively engaged.

	count	percent		count	percent
Actively Engaged	9	75%	Not Actively Engaged	3	25%
Employed full time	8	67%	Looking for work	2	17%
Continuing education	1	8%	Other commitments (e.g. family, travel, etc.)	1	8%

Full-time Employment

- Median salary was \$42,500 to \$47,500 (based on 8 responses).
- 100% were located in Michigan.
- 100% indicated their job was related to their degree.
- 100% were satisfied with their job.

Sample Job Titles and Employers

7th Grade Social Studies Teacher at Breitung
Township Schools
Campus Coach at WMU
Director IT at WMU
Employer Relations Specialist at WMU

English Teacher at Berrien Springs Public
Schools
Special Education Teacher at Davison Public
Schools
Teacher at South Lyon Community Schools
Webmaster at WMU

Sample Continuing Education Choices

Doctorate in Science Education at WMU

About the Data

Graduating students were asked to provide their information through the WMU Post-Graduation Activity Survey within three months of their date of graduation. Some additional data was obtained from students' public professional profiles.

Degree recipients	Post-graduation data was obtained for	
18	12 graduates (67%)	
	Graduates	Responses
Master's	17	11 (65%)
Doctoral	1	1 (100%)

Elementary Education

Post-Graduation Activity

72% of degree recipients were actively engaged.

	count	percent
Actively Engaged	47	72%
Employed full time	44	68%
Employed part time	2	3%
Continuing education	1	2%
Not Actively Engaged	18	28%
Looking for work	17	26%
Other commitments (e.g. family, travel, etc.)	1	2%

Full-time Employment

- Median salary was \$25,000 to \$30,000 (based on 29 responses).
- 89% were located in Michigan.
- 100% indicated their job was related to their degree.
- 97% were satisfied with their job.

About the Data

Graduating students were asked to provide their information through the WMU Post-Graduation Activity Survey within three months of their date of graduation. Some additional data was obtained from students' public professional profiles.

This report includes data from students who majored in Elementary Education: Early Childhood and Elementary Education: K-8.

Bachelor's degree recipients

86

Post-graduation data was obtained
for

65 graduates (76%)

Elementary Education

Sample Job Titles and Employers

1st Grade Teacher at Kalamazoo Public Schools
3rd Grade Teacher at Kalamazoo Christian Schools
4th Grade Teacher at Northwest Community Schools
Elementary Education Teacher at Baltimore County Public Schools
Elementary Math Interventionist at Farmington Public Schools
Elementary School Teacher at Howick Primary School
Interventionist at Wood Creek Elementary School
Lead Pre-Kindergarten Teacher at Tutor Time
Lead Teacher at St. Joseph County ISD
Lead Teacher in a Head Start Classroom at Community Action of Battle Creek
Managing Teacher at Foundation for Behavioral Resources
Paraprofessional at Portage Public Schools
Preschool Lead Teacher at Clarkston Community Schools
Remedial Specialist at Lake Shore School District
Special Projects Coordinator at Kalamazoo Metro Transit
Substitute Teacher at Denton ISD
Substitute Teacher at EDUStaff
Substitute Teacher at Farmington Public Schools
Substitute Teacher at Kalamazoo Public Schools
Substitute Teacher at Portage Public Schools
Teacher at Battle Creek Public Schools
Teacher at iLEAD Spring Meadows
Teacher at Lakeview Public Schools
Teacher at Mildred C Wells Academy

Evaluation, Measurement, and Research

Post-Graduation Activity

88% of degree recipients were actively engaged.

	count	percent		count	percent
Actively Engaged	7	88%	Not Actively Engaged	1	12%
Employed full time	6	75%	Other commitments	1	13%
Continuing education	1	13%	(e.g. family, travel, etc.)		

Full-time Employment

- Median salary was \$60,000 to \$65,000 (based on 6 responses).
- 50% were located in Michigan.
- 67% indicated their job was related to their degree.
- 67% were satisfied with their job.

Sample Job Titles and Employers

Director at Grand Rapids Community College
Director of Institutional Effectiveness, Research,
and Title III Programs at Glen Oaks
Community College

Director of Sponsored Programs at Lake
Superior State University
Instructor at Amasya University

Sample Continuing Education Choices

Doctorate in Evaluation, Measurement, and Research at WMU

About the Data

Graduating students were asked to provide their information through the WMU Post-Graduation Activity Survey within three months of their date of graduation. Some additional data was obtained from students' public professional profiles.

Degree recipients	Post-graduation data was obtained for	
8	8 graduates (100%)	
	Graduates	Responses
Master's	6	6 (100%)
Doctoral	2	2 (100%)

Exercise Science

Post-Graduation Activity

94% of undergraduates and 88% of graduate degree recipients were actively engaged.

	Undergraduate degrees		Graduate degrees	
	count	percent	count	percent
Actively Engaged	51	94%	7	88%
Employed full time	32	59%	4	50%
Employed part time	1	2%	3	38%
Continuing education	18	33%	0	0%
Not Actively Engaged	3	6%	1	12%
Looking for work	2	4%	1	12%
Other commitments (e.g. family, travel, etc.)	1	2%	0	0%

Full-time Employment

- Median salary for undergraduates was \$30,000 to \$35,000 (based on 9 responses).
- 74% were located in Michigan.
- 83% indicated their job was related to their degree.
- 92% were satisfied with their job.

About the Data

Graduating students were asked to provide their information through the WMU Post-Graduation Activity Survey within three months of their date of graduation. Some additional data was obtained from students' public professional profiles.

Degree recipients	Post-graduation data was obtained for	
	62 graduates (68%)	
	Graduates	Responses
Bachelor's	80	54 (68%)
Master's	11	8 (73%)

Exercise Science

Sample Job Titles and Employers

Associate Exercise Physiologist at Care New
England Wellness Center
Business Manager Assistant at Acosta
Claims Examiner at Meridian Health
Client Advocate at Kapnick Insurance Group
Customer Service Representative at Priority
Health
District Manager at Aldi
Exercise Physiologist at NASA
Exercise Physiologist at Troy Beaumont
Exercise Specialist at Borgess
Fitness and Recreation Instructor at Sea Pines
Resort
Fitness Specialist at Burcham Hills
Head Olympic Weightlifting Coach at Crossfit
Tuebor
Ice Dance Coach and Basic Skills Coach at
Lakeland Skating Club
Patient Support at Borgess
Personal Fitness Trainer at Family Fitness
Centers
Personal Trainer at EFT Sports Performance

Personal Trainer at West Hills Athletic
Club
Personal Trainer at Plus One/Optum
Physical Therapist at Hillsdale Hospital
Program Administrator at Antwerp
Township Office
Rehabilitation Technician at ATI
Physical Therapy
Rehabilitation Technician at Hope
Network
Rehabilitation Technician at Lakeland
Orthopedic Physical Therapy
Sales Development Representative at
Qualtrics
Strength and Conditioning Coach at
Athletic Mentors
Strength and Conditioning Intern at
University of Iowa
Telemetry Monitor Technician at
Beaumont Health

Sample Continuing Education Choices

Associates in Nursing at KVCC
Doctorate in Physical Therapy at GVSU
Doctorate in Physical Therapy at University of
Southern California
Doctorate in Physical Therapy at Wayne State
University
Masters in Exercise Physiology at WMU

Masters in Physical Therapy at
University of Texas Medical Branch
Masters in Public Health at WMU
Masters in Sports Science and
Rehabilitation at Logan University
MD at WMU Homer Stryker M.D.
School of Medicine

Family Science

Post-Graduation Activity

92% of undergraduates and 100% of graduate degree recipients were actively engaged.

	Undergraduate degrees		Graduate degrees	
	count	percent	count	percent
Actively Engaged	69	92%	11	100%
Employed full time	52	69%	10	91%
Employed part time	7	9%	1	9%
Continuing education	10	13%	0	0%
Not Actively Engaged	6	8%	0	0%
Looking for work	6	8%	0	0%

- Median salary for undergraduates was \$25,000 to \$30,000 (based on 36 responses).
- Median salary for graduate degree recipients was \$35,000 to \$40,000 (based on 7 responses).
- 93% were located in Michigan.
- 91% indicated their job was related to their degree.
- 91% were satisfied with their job.

About the Data

Graduating students were asked to provide their information through the WMU Post-Graduation Activity Survey within three months of their date of graduation. Some additional data was obtained from students' public professional profiles.

This report includes data from students who majored in Child and Family Development; Family and Consumer Sciences; and Family Studies

Degree recipients	Post-graduation data was obtained for	
	86 graduates (75%)	
	Graduates	Responses
Bachelor's	100	75 (75%)
Master's	14	11 (79%)

Family Science

Sample Job Titles and Employers

Activities Assistant Director at Friendship Village at Woodbridge	High School Teacher at Schoolcraft Community Schools
Activity Therapist Clinical Specialist at Michigan Medicine	Home and Community Outreach Coordinator at Plainwell Community Schools
Adoption Recruiter at Bethany Christian Services	Home Visitor at Head Start
Assistant Football Coach at Kalamazoo College	Infant Lead Teacher at Adventures Learning Center
Behavior Technician at Gateway Pediatric Therapy	Intake Coordinator at Boys and Girls Club
Behavioral Technician at Developmental Enhancement Behavioral Health	Juvenile Probation Officer at Allegan County
Child Life Specialist at Cincinnati Children's Hospital Medical Center	Lead Infant Teacher at Barnes Early Childhood Center
Child Protective Services Investigator at State of MI	Lead Infant Teacher at Kidzone Preschool and Childcare
Childcare Director at Appletree Early Care	Lead Preschool Teacher at Early Explorer Child Care and Learning Center
Children's Protective Services Worker at State of MI	Lead Preschool Teacher at Kent Intermediate School District
Clerk at Jackson County Courthouse	Lead Preschool Teacher at Kingsley Area Schools
Client Relations and Enrollment Specialist at Big Brothers Big Sisters	Lead Preschool Teacher at Lil' Peoples' Place
Clinical Dietician at Bronson	Lead Teacher at KinderCare
Clinical Dietitian at Aramark	Peer Family Support Partner at KCMHSAS
Clinical Nutrition Specialist at Bronson	Preschool Teacher at Anchorpoint Christian School
Contract Pricing Specialist at Service Express	Program Director at YMCA
Customer Service Associate at Farmers Insurance	School Services Coordinator at Westwood Middle School
Department Manager at McDonald's Corporation	Skill Building Coach at MRC Industries
Direct Support Professional at Residential Opportunities Inc.	Teacher at Head Start
Dual Center Director at Telamon	Training and Technical Assistance Manager at Early Learning Neighborhood Collaborative
Employment Specialist at W.E. UpJohn	
Enrollment Specialist at Big Brothers Big Sisters	
Family Preservation Worker at Catholic Charities of West Michigan	
Foster Care Specialist at Kalamazoo Department of Health and Human Services	
Health and Life Skills Coordinator at Boys and Girls Club	

Sample Continuing Education Choices

Masters in Family Consumer Services at WMU	Masters in Organizational Leadership at Cornerstone University
Masters in Social Work at Wayne State University	Masters in Social Work at WMU
Masters in Counselor Education at WMU	
Masters in Interior Design at University of Tennessee	

Fashion Merchandising and Design

Post-Graduation Activity

97% of degree recipients were actively engaged.

	count	percent		count	percent
Actively Engaged	28	97%	Not Actively Engaged	1	3%
Employed full time	26	90%	Looking for work	1	3%
Employed part time	2	7%			

Full-time Employment

- Median salary was \$30,000 to \$35,000 (based on 12 responses).
- 65% were located in Michigan.
- 83% indicated their job was related to their degree.
- 91% were satisfied with their job.

About the Data

Graduating students were asked to provide their information through the WMU Post-Graduation Activity Survey within three months of their date of graduation. Some additional data was obtained from students' public professional profiles.

Bachelor's degree recipients
35

Post-graduation data was obtained
for

29 graduates (83%)

Sample Job Titles and Employers

Allied Healthcare Recruiter at Advanced Personnel Services
Assistant Manager at American Eagle Outfitters
Assistant Manager at Joseph A Bank
Assistant Merchandiser at Indian Ridge Country Club
Assistant Technical Designer at Edwards Garment
Buying and Administrative Associate at Fitzgerald's Men's Store
Buying and Inventory Assistant at MODE
Graphic Designer at Upwork
Infant Room Teacher at Lakeshore Little People's Place

Management Trainee at Cintas
Manager at Kardiak Films
Manager at Memories Bridal and Evening Wear
Marketing Intern at Chicago Twenty Something
Sales Associate at Gap
Sales Associate at Marshalls
Sales Executive at Velocity EHS
Sales Lead at Aeropostale
Store Brand Leader at Urban Outfitters
Visual Merchandiser at Art Van Furniture
Visual Merchandiser at Forever 21

Health Education

Post-Graduation Activity

100% of degree recipients were actively engaged.

	count	percent
Actively Engaged	5	100%
Employed full time	4	80%
Continuing education	1	20%

Full-time Employment

- 25% were located in Michigan.
- 100% indicated their job was related to their degree.
- 100% were satisfied with their job.

Sample Job Titles and Employers

ABA Therapist at Compass Wellness Center
Health and Physical Education Teacher at Detroit Academy of Arts and Sciences
Health and Physical Education at West Michigan Aviation Academy
Health Educator at Toledo-Lucas County Health Department
Program Coordinator at Prevention Works
Wellness Instructor at Hayes Green Beach Memorial Hospital
Youth Development Professional at Boys and Girls Club

Sample Continuing Education Choices

Masters in Therapeutic Recreation at University of Toledo

About the Data

Graduating students were asked to provide their information through the WMU Post-Graduation Activity Survey within three months of their date of graduation. Some additional data was obtained from students' public professional profiles.

This report includes data from students who majored in Health Education: School and Health Education: Community.

Bachelor's degree recipients

6

Post-graduation data was obtained for

5 graduates (83%)

Interior Design

Post-Graduation Activity

91% of degree recipients were actively engaged.

	count	percent		count	percent
Actively Engaged	10	91%	Not Actively Engaged	1	9%
Employed full time	9	82%	Looking for work	1	0%
Employed part time	1	9%			

Full-time Employment

- Median salary was \$30,000 to \$35,000 (based on 6 responses from 2015-16 and 2016-17).
- 67% were located in Michigan.
- 100% indicated their job was related to their degree.
- 100% were satisfied with their job.

Sample Job Titles and Employers

Design Consultant at Kitchen Shop	Interior Designer at SKP Design
Interior Designer at Byce and Associate	Interior Designer I at Eckert Wordell
Interior Designer at Inspired Interiors	Jr. Designer at Michigan Office Environments
Interior Designer at Laurie Demetrio Interiors	Specialty Designer at Advance Design Studio
Interior Designer at Michigan Office Environments	

About the Data

Graduating students were asked to provide their information through the WMU Post-Graduation Activity Survey within three months of their date of graduation. Some additional data was obtained from students' public professional profiles.

Bachelor's degree recipients
13
Post-graduation data was obtained for
11 graduates (85%)

Literacy Studies

Post-Graduation Activity

100% of degree recipients were actively engaged.

	count	percent
Actively Engaged	11	100%
Employed full time	9	82%
Continuing education	2	18%

Full-time Employment

- Median salary was \$40,000 to \$45,000 (based on 7 responses).
- 89% were located in Michigan.
- 86% indicated their job was related to their degree.
- 86% were satisfied with their job.

Sample Job Titles and Employers

Continuing Resources Cataloger at WMU
High School English Teacher at KPS
Kindergarten Teacher at Watervliet Public Schools
PR and Marketing Coordinator at Village of Homewood

Special Education Teacher at Sturgis Public Schools
Teacher at Charlotte Public Schools
Teacher at Kalamazoo Public Schools
Teacher at Union City Community Schools

Sample Continuing Education Choices

Doctorate in Education at WMU
Masters in TESOL at WMU

About the Data

Graduating students were asked to provide their information through the WMU Post-Graduation Activity Survey within three months of their date of graduation. Some additional data was obtained from students' public professional profiles.

Master's degree recipients
17

Post-graduation data was obtained
for

11 graduates (65%)

Organizational Change Leadership

Post-Graduation Activity

95% of degree recipients were actively engaged.

	count	percent		count	percent
Actively Engaged	20	95%	Not Actively Engaged	1	5%
Employed full time	20	95%	Looking for work	1	5%

Full-time Employment

- Median salary was \$57,500 to \$62,500 (based on 14 responses).
- 89% were located in Michigan.
- 93% indicated their job was related to their degree.
- 93% were satisfied with their job.

Sample Job Titles and Employers

Consulting Associate at DDI
Consulting Associate at Leadership Development Consulting
Customer Service Supervisor at Amway
Director of Admissions at Sequel Youth and Family Services
Executive Assistant at WMU
Global Engagement Strategist at DDI
Graduate Medical Education Administrator at Pine Rest
Christian Mental Health Services
Grant/Contract Administrator at Smithsonian Institution
HR Manager at Metal Technologies

Instructional Designer at SDI Consulting
Realtor at Kellar Williams Realty
Sr. Career Technical Education Program
Specialist at Houston ISD
Sr. HR Representative at Parker Hannifin
Talent Development Specialist at Amway
Teacher and Facilitator at Livonia Public
Schools
Training Associate at Whirlpool

About the Data

Graduating students were asked to provide their information through the WMU Post-Graduation Activity Survey within three months of their date of graduation. Some additional data was obtained from students' public professional profiles.

Master's degree recipients

23

Post-graduation data was obtained
for

21 graduates (91%)

Physical Education

Post-Graduation Activity

100% of undergraduates and 100% of graduate degree recipients were actively engaged.

	Undergraduate degrees 2015–16 and 2016–17		Graduate degrees 2016–17	
	count	percent	count	percent
Actively Engaged	7	100%	10	100%
Employed full time	7	100%	10	100%

Full-time Employment

- Median salary for undergraduates was \$25,000 to \$30,000 (based on 5 responses from 2015-16 and 2016-17).
- Median salary for graduate degrees was \$45,000 to \$50,000 (based on 6 responses).
- 62% were located in Michigan.
- 89% indicated their job was related to their degree.
- 100% were satisfied with their job.

Sample Job Titles and Employers

Adapted Physical Education Teacher at Highline School District
Adapted Physical Education Teacher at Portland Public Schools
Attractions Operator at Walt Disney Company
Elementary School Teacher at Achievement First
KHP Pedagogy Specialist at Valley City State University

Pathway Advisor at KVCC
PE Teacher at Portage Public Schools
PE/Swim Coach at Honey Creek Community School
Phys. Ed. Teacher at Bloomfield Hills School District
Sports Media Specialist at WMU
Teacher at Hesperia Community Schools
Teacher at Webberville Public Schools
Teacher-PE at Holland Christian School

About the Data

Graduating students were asked to provide their information through the WMU Post-Graduation Activity Survey within three months of their date of graduation. Some additional data was obtained from students' public professional profiles.

This report includes data from students who majored in Physical Education and Special Physical Education.

Degree recipients	Post-graduation data was obtained for	
26	17 graduates (65%)	
	Graduates	Responses
Bachelor's	12	7 (58%)
Master's	14	10 (71%)

Practice of Teaching

Post-Graduation Activity

100% of degree recipients were actively engaged.

	count	percent
Actively Engaged	16	100%
Employed full time	14	88%
Employed part time	1	6%
Continuing education	1	6%

Full-time Employment

- Median salary was \$37,500 to \$42,500 (based on 12 responses).
- 100% were located in Michigan.
- 83% indicated their job was related to their degree.
- 75% were satisfied with their job.

Sample Job Titles and Employers

5th Grade Teacher at Berrien Springs Public Schools
Customer Service Representative at mophie
e-HR Analyst at Lakeland Health
Lead Preschool Teacher at Discovery Center
Special Education Teacher at Delton Kellogg Schools

Teacher at Battle Creek Public Schools
Teacher at Grand Rapids Public Schools
Teacher at Hopkins Public Schools
Teacher at Kalamazoo Public Schools
Teacher at Lakeview Public Schools
Teacher at Tekonsha Community Schools

Sample Continuing Education Choices

Doctorate in Early Childhood Education at WMU

About the Data

Graduating students were asked to provide their information through the WMU Post-Graduation Activity Survey within three months of their date of graduation. Some additional data was obtained from students' public professional profiles.

Master's degree recipients

22

Post-graduation data was obtained for

16 graduates (73%)

Recreation

Post-Graduation Activity

94% of undergraduates and 77% of graduate degree recipients were actively engaged.

	Undergraduate degrees		Graduate degrees	
	count	percent	count	percent
Actively Engaged	17	94%	10	77%
Employed full time	10	56%	6	46%
Employed part time	3	17%	3	23%
Continuing education	3	17%	1	8%
Military service	1	6%	0	0%
Not Actively Engaged	1	6%	3	23%
Looking for work	1	6%	3	23%

Full-time Employment

- Median salary for undergraduates was \$25,000 to \$30,000 (based on 11 responses from 2015-16 and 2016-17).
- 76% were located in Michigan.
- 63% indicated their job was related to their degree.
- 100% were satisfied with their job.

About the Data

Graduating students were asked to provide their information through the WMU Post-Graduation Activity Survey within three months of their date of graduation. Some additional data was obtained from students' public professional profiles.

This report includes data from students who majors in Recreation; Recreation Management; and Sport Management.

Degree recipients	Post-graduation data was obtained for	
44	31 graduates (70%)	
	Graduates	Responses
Bachelor's	27	18 (67%)
Master's	17	13 (76%)

Recreation

Sample Job Titles and Employers

Assistant Manager at City of New Buffalo-Parks Department
Corporate Partnerships Intern at Detroit Lions
Customer Service Associate at Legacy Global Sports
Defensive/Special Teams Quality Control at University of Minnesota
Director of Basketball Operations at WMU
Facility and Event Manager at Branch Gymnastics
Festivals Director at Howell Area Parks and Recreation
Front Desk Agent at Greenleaf Hospitality Group
Marketing Director at Grand Rapids Danger
Member Benefit Coordinator at Meridian Health Plan
Naval Aviation Officer at United States Navy
PR Assistant at Suburban Collection Showplace
Recreation Aid at Kalamazoo Parks and Recreation
Sales Director at KC Legends
Ticket Sales and Fan Development at Arkansas State University

Sample Continuing Education Choices

Masters in Business Administration at WMU
Masters in Sports Management at WMU

Secondary Education

Post-Graduation Activity

78% of degree recipients were actively engaged.

	count	percent		count	percent
Actively Engaged	32	78%	Not Actively Engaged	9	22%
Employed full time	23	56%	Looking for work	9	22%
Employed part time	3	7%			
Continuing education	4	10%			
Volunteering full time	2	5%			

Full-time Employment

- Median salary was \$35,000 to \$40,000 (based on 17 responses).
- 82% were located in Michigan.
- 95% indicated their job was related to their degree.
- 95% were satisfied with their job.

Sample Continuing Education Choices

Masters in Literacy Development and Instruction at Cleveland State University

Sample Job Titles and Employers

6th Grade Teacher at Archdiocese of Chicago
Curriculum Coordinator at WMU Homer Stryker M.D. School of Medicine
ELA Teacher at Hillsdale ISD
English Teacher at Reeths-Puffer Public Schools
Family and Consumer Science Teacher at Grand Blanc High School

French Teacher at Troy School District
Math Teacher at Otsego Public Schools
Math Teacher at KPS
Peace Corps TEFL Volunteer at Peace Corps
Science Teacher at Three Rivers Schools
Support Teacher at Chicago Public Schools
Teacher at Centreville Public Schools

About the Data

Graduating students were asked to provide their information through the WMU Post-Graduation Activity Survey within three months of their date of graduation. Some additional data was obtained from students' public professional profiles.

This report includes data from students who majored in Biology: Sec. Ed; Earth Science: Sec. Ed; English: Sec. Ed; Family and Consumer Sciences Teacher Ed; French: Sec. Ed; History: Sec. Ed; Integrated Science: Sec. Ed; Mathematics: Sec. Ed; Social studies: Sec. Ed; and Spanish: Sec. Ed.

Bachelor's degree recipients

57

Post-graduation data was obtained for

41 graduates (72%)

Social Studies: Secondary Education

Post-Graduation Activity

100% of degree recipients were actively engaged.

	count	percent
Actively Engaged	5	100%
Employed full time	3	60%
Employed part time	1	20%
Continuing education	1	20%

Full-time Employment

- Median salary was \$30,000 to \$35,000 (based on 6 responses from 2015-16 and 2016-17).
- 67% were located in Michigan.
- 50% indicated their job was related to their degree.
- 50% were satisfied with their job.

Sample Job Titles and Employers

6th Grade Teacher at Archdiocese of Chicago
Substitute Teacher at EDUStaff

About the Data

Graduating students were asked to provide their information through the WMU Post-Graduation Activity Survey within three months of their date of graduation. Some additional data was obtained from students' public professional profiles.

Bachelor's degree recipients

9

Post-graduation data was obtained
for

5 graduates (56%)

Special Education

Post-Graduation Activity

86% of undergraduates and 100% of graduate degree recipients were actively engaged.

	Undergraduate degrees		Graduate degrees	
	count	percent	count	percent
Actively Engaged	18	86%	12	100%
Employed full time	17	81%	11	92%
Continuing education	0	0%	1	8%
Volunteering full time	1	5%	0	0%
Not Actively Engaged	3	14%	0	0%
Looking for work	3	14%	0	0%

Full-time Employment

- Median salary for undergraduates was \$35,000 to \$40,000 (based on 15 responses).
- Median salary for graduate degrees was \$45,000 to \$50,000 (based on 9 responses).
- 72% were located in Michigan.
- 96% indicated their job was related to their degree.
- 96% were satisfied with their job.

About the Data

Graduating students were asked to provide their information through the WMU Post-Graduation Activity Survey within three months of their date of graduation. Some additional data was obtained from students' public professional profiles.

Degree recipients	Post-graduation data was obtained for	
46	33 graduates (72%)	
	Graduates	Responses
Bachelor's	30	21 (70%)
Master's	13	9 (69%)

Special Education

Sample Job Titles and Employers

Coordinator at WMU
Paraprofessional at Portage Public Schools
Resource Room Teacher at Professional Educational Services Group
School Psychologist at KRESA
Special Education CI/LD at Hawaii Public Schools
Special Education Teacher at Attleboro Public Schools
Special Education Teacher at Battle Creek Public Schools
Special Education Teacher at Constantine Public Schools
Special Education Teacher at District 58
Special Education Teacher at Essexville-Hampton Public Schools
Special Education Teacher at Kalamazoo Public Schools
Special Education Teacher at Lake Washington School District
Special Education Teacher at Nottawa Community School
Special Education Teacher at Van Buren ISD
Special Education Teacher at Walled Lake Consolidated Schools
Sr. Seminar Teacher at Mattawan Consolidated Schools
Teacher at Portage Public Schools
Teacher at Tecumseh Public Schools
Teacher at Three Rivers Community Schools
Teacher at Van Buren ISD
Teacher for the Visually Impaired at VCS Wisconsin
TVI at Wake County Public Schools
TVI at Wausau School District

Engineering and Applied Sciences



College of Engineering
and Applied Sciences

WESTERN MICHIGAN UNIVERSITY

Aerospace Engineering.....	132
Chemical Engineering.....	133
Civil Engineering.....	135
Computer Engineering.....	137
Computer Science.....	138
Construction Engineering.....	140
Electrical Engineering.....	141
Engineering Design Technology.....	143
Engineering Management.....	144
Engineering Management Technology.....	145
Graphic and Printing Science.....	146
Industrial Engineering.....	147
Manufacturing Engineering.....	149
Manufacturing Engineering Technology.....	150
Mechanical Engineering.....	151
Paper Engineering.....	153

Engineering and Applied Sciences

Post-Graduation Activity 2016–17

88% of all Engineering and Applied Sciences graduates were actively engaged.

	All degrees		Undergraduate degrees		Graduate degrees	
	count	percent	count	percent	count	percent
Actively Engaged	427	88%	265	91%	162	84%
Employed full time	388	80%	248	85%	140	72%
Employed part time	3	1%	1	0.3%	2	1%
Continuing education	31	6%	11	4%	20	10%
Military service	5	1%	5	2%	0	0%
Not Actively Engaged	58	12%	26	9%	32	16%
Looking for work	52	11%	22	8%	30	15%
Other commitments (e.g. family, travel, etc.)	6	1%	4	1%	2	1%

Survey Population

	Graduates	Responses	
All CEAS degrees	573	485	(85%)
Bachelor's	359	291	(81%)
Master's	200	182	(91%)
Doctoral	14	12	(86%)

The Post-Graduation Activity Survey was sent to all of the 573 students who earned a degree from the College of Engineering and Applied Sciences between August 2016 and June 2017.

Salary Ranges for Full-Time Employment

	25 th percentile	50 th percentile Median	75 th percentile	Number of Responses
All CEAS degrees	\$50,000-\$55,000	\$60,000-\$65,000	\$65,000-\$70,000	252
Undergraduate degrees	\$50,000-\$55,000	\$60,000-\$65,000	\$65,000-\$70,000	187
Graduate degrees	\$50,000-\$55,000	\$60,000-\$65,000	\$65,000-\$70,000	65

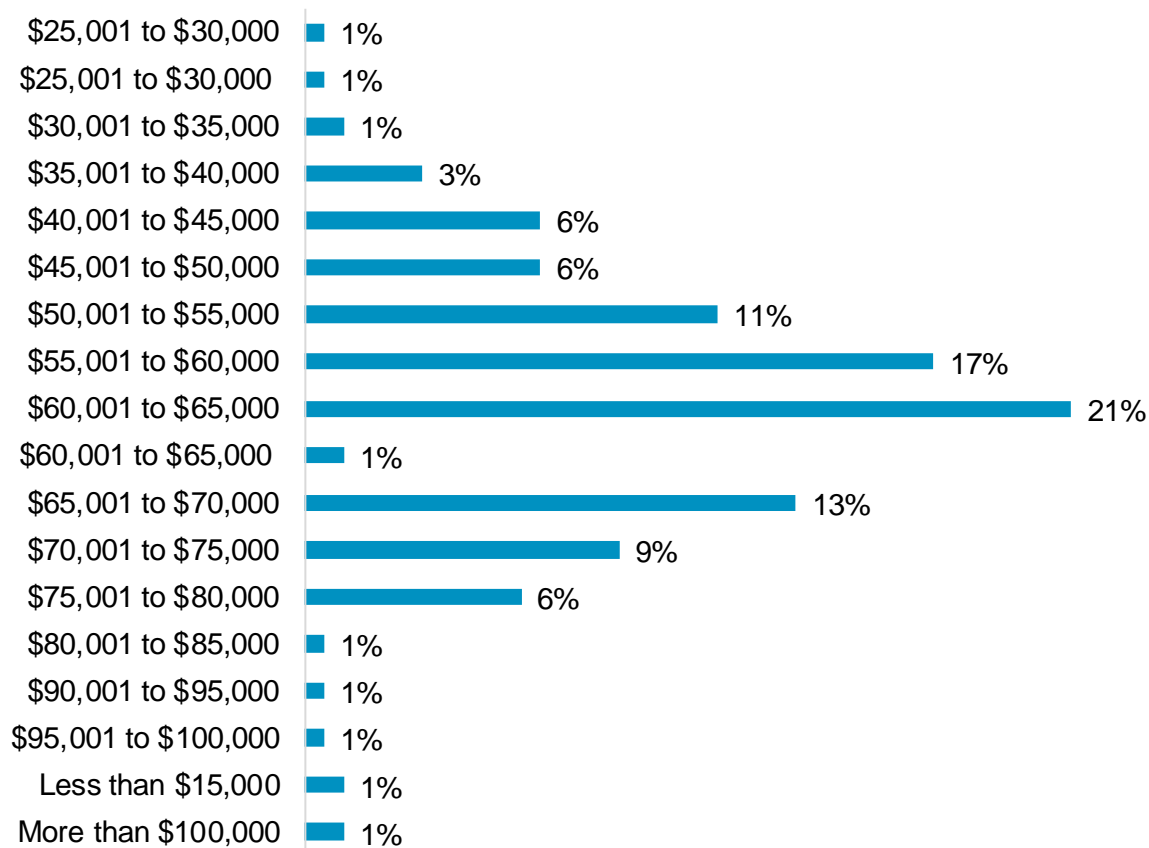
"WMU has been a great experience, both educationally and personally. I have had the opportunity to make friends from around the world in a study abroad opportunity in China, made a lot of friends within my major, and connections with people that are far from my major. I was able to participate and keep dance in my life through Hip Hop Connexions and got to show some new students around a campus that has given me so much experience and knowledge. My relationship with my major's professors is very strong, and I do not think I could have made these impressions anywhere else."

Engineering and Applied Sciences

Undergraduates' Full-time Employment

- Median salary for undergraduate degree recipients in the College of Engineering and Applied Sciences was \$60,000 to \$65,000 (based on 187 responses).
- 81% had a job in Michigan.
- 96% had a job related to their degree.
- 95% were satisfied with their job.

Undergraduate Salaries



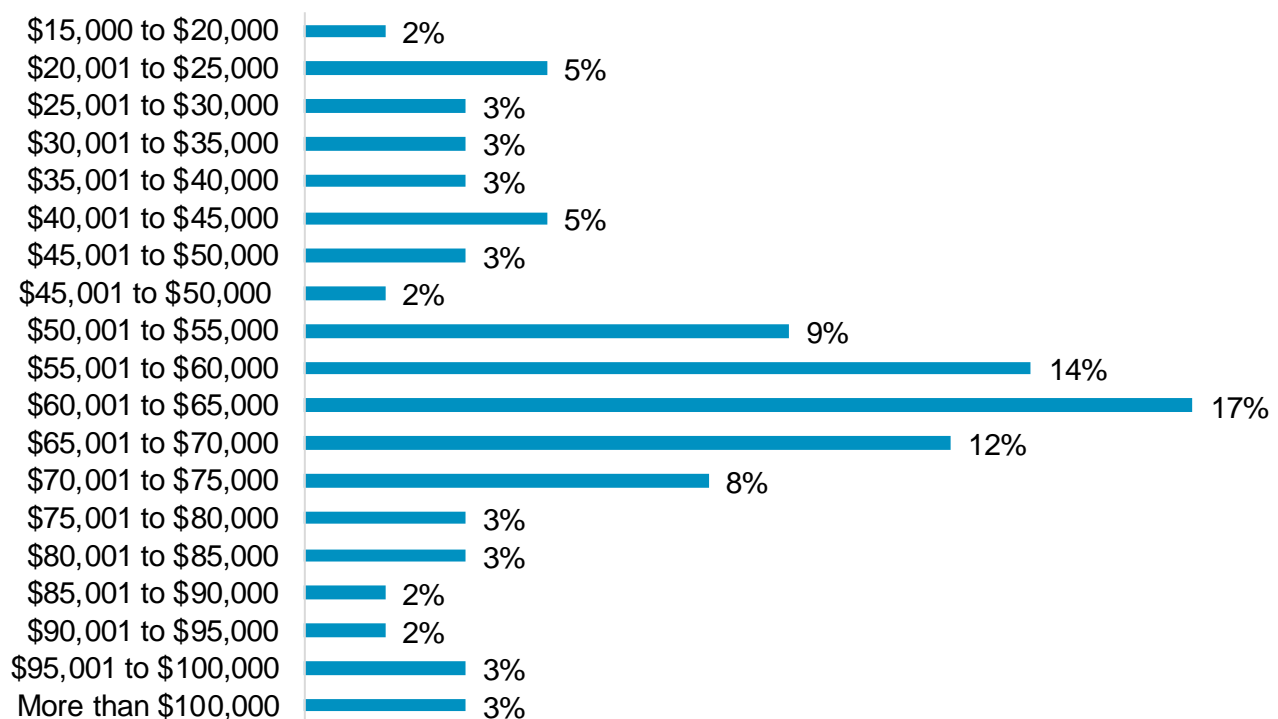
"I had a great learning experience, at WMU especially at senior level courses. I learned engineering and manufacturing skills and are prepared to contribute to the engineering industry."

Engineering and Applied Sciences

Graduate Students' Full-time Employment

- Median salary for graduate degree recipients in the College of Engineering and Applied Sciences was \$60,000 to \$65,000 (based on 65 responses).
- 60% had a job in Michigan.
- 96% had a job related to their degree.
- 89% were satisfied with their job.

Graduate Salaries



"Wonderful experience at WMU. The faculty members were very helpful at all times."

Engineering and Applied Sciences

Top Employers of Engineering and Applied Sciences Graduates

AAM	Ford Motor Company	Pi Square Technologies
Beacon Industries	General Motors	Stryker
Byce and Associate	Gentex	Summit Polymers
DENSO	Lockheed Martin	TRW Automotive
Eaton	Mann+Hummel	United States Army
FCA-Fiat Chrysler Automobiles	MI Dept of Transportation	VVST Energy
FEMA Corporation	Parker Hannifin	WMU
Fishbeck, Thompson, Carr and Huber	Pfizer	Zimmer Biomet

Continuing Education

- 6% of Engineering and Applied Sciences respondents are pursuing further education after graduating from WMU.
- After graduation, 55% of Engineering and Applied Sciences respondents are pursuing doctoral degrees, 39% masters, and 6% certification programs.
- 67% are continuing education at WMU, and the remaining 33% will attend 8 different institutions.

Experiential Education

Respondents were asked: "While at WMU, did you participate in an experiential education activity? (e.g., internship, co-op, practicum, research, service learning, student teaching, senior design project, senior performance project, capstone, or other work experience related to your field of study.) This includes activities that were required or optional in your program."

	All degrees	Undergraduate degrees	Graduate degrees
Engineering and Applied Sciences	86%	93%	76%

Top Experiential Education Employers

AAM	Flexfab	Perrigo
AVB Construction	Flowserve	Steelcase
Consumers Energy	General Motors	Stryker
DENSO	Graphic Packaging	Summit Polymers
Dimplex Thermal Solutions	Humphrey Products	ThermalTech Engineering
Eaton	Landscape Forms	TRW Automotive
Fabri-Kal	Mann+Hummel	US Army Corps of Engineers
FEMA Corporation	MI Dept of Transportation	WestRock
Fishbeck, Thompson, Carr and Huber	Parker Hannifin	WMU
		Zoetis

WMU Internship Catalog by Major: wmich.edu/career/students/internships/interncatalog

Aerospace Engineering

Post-Graduation Activity

78% of degree recipients were actively engaged.

	count	percent		count	percent
Actively Engaged	21	78%	Not Actively Engaged	6	22%
Employed full time	19	70%	Looking for work	4	15%
Military service	2	7%	Other commitments (e.g. family, travel, etc.)	2	7%

Full-time Employment

- Median salary was \$55,000 to \$60,000 (based on 15 responses).
- 57% were located in Michigan.
- 81% indicated their job was related to their degree.
- 94% were satisfied with their job.

Sample Job Titles and Employers

2nd Lieutenant at United States Army
Advanced Automation Engineer at Northrop Grumman
CAD Engineer at Recco Products
Design Engineer at CTS Corporation
Design Engineer at Universal Trailers Cargo
Developmental Engineer at U.S. Air Force
Engineer at Intertek
Engineer at Williams International
Executive Engineer at Airod Techno Power
Field Service Engineer at NMB Technologies

Manufacturing Engineer at Eaton
Manufacturing Engineer at Roush
Mechanical Engineer at GA Richards
Mechanical Engineer at Special-Lite
Project Engineer at Plascore
Software Engineer at CAE USA
Structural Engineer at Tubelite
Systems Engineer at Lockheed Martin
Systems Engineer at Northrup Grumman
Technical Sales at Bastian Solutions

About the Data

Graduating students were asked to provide their information through the WMU Post-Graduation Activity Survey within three months of their date of graduation. Some additional data was obtained from students' public professional profiles.

Degree recipients	Post-graduation data was obtained for	
38	29 graduates (76%)	
	Graduates	Responses
Bachelor's	36	27 (75%)
Master's	2	2 (100%)

Chemical Engineering

Post-Graduation Activity

83% of undergraduates and 86% of graduate degree recipients were actively engaged.

	Undergraduate degrees		Graduate degrees	
	count	percent	count	percent
Actively Engaged	19	83%	6	86%
Employed full time	18	78%	5	71%
Continuing education	1	4%	1	14%
Not Actively Engaged	4	17%	1	14%
Looking for work	3	13%	1	14%
Other commitments (e.g. family, travel, etc.)	1	4%	0	0%

Full-time Employment

- Median salary for undergraduates was \$60,000 to \$65,000 (based on 12 responses).
- Median salary for graduate degrees was \$55,000 to \$60,000 (based on 5 responses from 2015-16 and 2016-17).
- 78% were located in Michigan.
- 93% indicated their job was related to their degree.
- 100% were satisfied with their job.

About the Data

Graduating students were asked to provide their information through the WMU Post-Graduation Activity Survey within three months of their date of graduation. Some additional data was obtained from students' public professional profiles.

Degree recipients	Post-graduation data was obtained for	
41	30 graduates (73%)	
	Graduates	Responses
Bachelor's	34	23 (68%)
Master's	7	7 (100%)

Chemical Engineering

Sample Job Titles and Employers

Associate Scientist at Eurofins Lancaster Laboratories Professional Scientific Services
Chemical Engineer at Teams Transport Services
Chemist at Abbott Labs
Consulting Engineer at ThermalTech
District Representative III at Nalco Water
Field Chemist at Drug and Laboratory Disposal
Manufacturing at Juno Therapeutics
Manufacturing Engineer at RGBSI
Manufacturing Engineer at Summit Polymers
Process Engineer at DENSO
Process Engineer at OX Paperboard
Process Engineer at USG
Process Engineer at Pfizer
Process Technician at Avon Automotive
Production Engineer at LG Chem
Project Engineer at USG
Quality Engineer at Fabri-Kal
Research Assistant at Argonne National Laboratory
Solutions Engineer at Armstrong International

Sample Continuing Education Choices

Doctorate in Chemical Engineering at WMU
Masters in Chemical Engineering at Northwestern University

Post-Graduation Activity

96% of undergraduates and 92% of graduate degree recipients were actively engaged.

	Undergraduate degrees		Graduate degrees	
	count	percent	count	percent
Actively Engaged	27	96%	24	92%
Employed full time	22	79%	18	69%
Continuing education	4	14%	6	23%
Military service	1	4%	0	0%
Not Actively Engaged	1	4%	2	8%
Looking for work	1	4%	2	8%

Full-time Employment

- Median salary for undergraduates was \$45,000 to \$50,000 (based on 18 responses).
- Median salary for graduate degrees was \$55,000 to \$60,000 (based on 11 responses).
- 50% were located in Michigan.
- 97% indicated their job was related to their degree.
- 93% were satisfied with their job.

About the Data

Graduating students were asked to provide their information through the WMU Post-Graduation Activity Survey within three months of their date of graduation. Some additional data was obtained from students' public professional profiles.

Degree recipients	Post-graduation data was obtained for	
58	54 graduates (93%)	
	Graduates	Responses
Bachelor's	30	28 (93%)
Master's	28	26 (93%)

Civil Engineering

Sample Job Titles and Employers

2nd Lieutenant at United States Army	Materials Investigation Engineer at MI
Assistant Construction Engineer at Fishbeck, Thompson, Carr and Huber	Dept of Transportation
Assistant Project Manager at Bartley	Project Control Engineer at Sixth Dimension
Civil Engineer at Hurley and Stewart	Project Engineer at Ardmore Roderick
Civil Engineer at Integra	Project Engineer at Christman
Civil Engineer at Mack Stress-Con	Project Engineer at EPI
Civil Engineer at Mannik and Smith Group	Project Manager at Manhattanville Development Group
Civil Engineer at SME	Project Manager at Mark Line Industries
Civil Engineer at Tetra Tech	Staff Engineer at G2 Consulting
Civil Engineer at U.S. Army Corps of Engineers	Staff Engineer at SME
Civil Engineer at VVST Energy	Staff Engineer at Williams and Works
Civil Engineering Technician at Fishbeck, Thompson, Carr and Huber	Structural Engineer at Clark-Dietz
Design Engineer at MI Dept of Transportation	Structural Engineer at Felten Group
Digital Facilities Consultant at MBP	Surveyor at L&H Signs
Engineer at Hubbell, Roth, and Clark	Teaching Assistant at a University in Saudi Arabia
Engineering Operations at Federal Highway Administration	Transportation Design Engineer at Lin Engineering
Field Engineer at Aristeo Construction	Transportation Engineer at MI Dept of Transportation
Field Engineer at Ecocisa	Tunnel Engineer at Jacobs Engineering
Field Engineer at Kiewit	
Graduate Engineer at Jones Petrie Rafinski	

Sample Continuing Education Choices

Doctorate in Civil Engineering at Iowa State University	Masters in Civil Engineering at WMU
Doctorate in Civil Engineering at WMU	Masters in Structural Engineering at University of Michigan

Computer Engineering

Post-Graduation Activity

89% of undergraduates and 100% of graduate degree recipients were actively engaged.

	Undergraduate degrees		Graduate degrees	
	count	percent	count	percent
Actively Engaged	8	89%	5	100%
Employed full time	7	78%	4	80%
Continuing education	1	11%	1	20%
Not Actively Engaged	8	11%	0	0%
Looking for work	1	11%	0	0%

Full-time Employment

- Median salary for undergraduate degrees was \$60,000 to \$65,000 (based on 5 responses).
- Median salary for graduate degrees was \$60,000 to \$65,000 (based on 7 responses from 2015-16 & 2016-17).
- 82% were located in Michigan.
- 80% indicated their job was related to their degree.
- 90% were satisfied with their job.

Sample Job Titles and Employers

Electrical Engineer at Parker Hannifin
Engineer at Brown Manufacturing
Leasing Agent at Hidden Hills Apartments
Lecturer at Alhussein Bin Talal University
Software Developer at Compuware

Software Engineer 1 at DENSO
Sr. Design Engineer at Stryker
Systems Administrator at CSM Group
Tester Technician at Gentex
University Professor at University of Thi_Qar

Sample Continuing Education Choices

Doctorate in Electrical and Computer Engineering at Michigan State University
Masters in Computer Engineering at WMU

About the Data

Graduating students were asked to provide their information through the WMU Post-Graduation Activity Survey within three months of their date of graduation. Some additional data was obtained from students' public professional profiles.

This report includes data from students who majored in Computer Engineering, and Electrical and Computer Engineering.

Degree recipients	Post-graduation data was obtained for	
	18	14 graduates (78%)
	Graduates	Responses
Bachelor's	11	9 (82%)
Master's	3	3 (100%)
Doctoral	4	2 (50%)

Computer Science

Post-Graduation Activity

100% of undergraduates and 72% of graduate degree recipients were actively engaged.

	Undergraduate degrees		Graduate degrees	
	count	percent	count	percent
Actively Engaged	30	100%	13	72%
Employed full time	27	90%	12	67%
Employed part time	0	0%	1	6%
Continuing education	3	10%	0	0%
Not Actively Engaged	0	0%	5	28%
Looking for work	0	0%	4	22%
Other commitments (e.g. family, travel, etc.)	0	0%	1	6%

Full-time Employment

- Median salary for undergraduates was \$55,000 to \$60,000 (based on 17 responses).
- Median salary for graduate degrees was \$50,000 to \$55,000 (based on 8 responses).
- 70% were located in Michigan.
- 100% indicated their job was related to their degree.
- 84% were satisfied with their job.

About the Data

Graduating students were asked to provide their information through the WMU Post-Graduation Activity Survey within three months of their date of graduation. Some additional data was obtained from students' public professional profiles.

Degree recipients	Post-graduation data was obtained for	
57	48 graduates (84%)	
	Graduates	Responses
Bachelor's	37	30 (81%)
Master's	18	16 (89%)
Doctoral	2	2 (100%)

Computer Science

Sample Job Titles and Employers

Application Development Specialist at IBM
Associate Director at ITS Partners
Associate Software Engineer at Steelcase
Automation Engineer at Pfizer
Business Analyst/Software Developer at Gentex
Database Manager at Beauty and Baskets
Design Engineer at Stryker
ERP Analyst/Systems Programmer at Preferred Display
IT Technician at Kellogg's
Programmer Analyst at Syntel
Programmer at Low Associates
Programmer at Lynntech
Programmer at WMU
Programmer II at Henry Ford Health System
Security Architect Intern at Zoetis
Software Developer at Copper Range
Software Developer at FEI Systems
Software Developer at TCS
Software Developer at Universal Traffic Services
Software Developer at WMU
Software Development Engineer at Advanced Micro Devices
Software Engineer at Frankly
Software Engineer at Kwangjin America
Software Engineer at NASA-Jet Propulsion Laboratory
Software Engineer at Title Source
System Administrator at Stryker
System Analyst at Zoetis
Systems Development Analyst at Michigan State University
Technology Consultant at Accenture
Technology Intern at Quicken Loans
Technology Services Specialist at Greenleaf Hospitality Group
Web Developer at Media Revolution
Web Developer at Our Daily Bread Ministries

Sample Continuing Education Choices

Masters in Computer Science at WMU

Construction Engineering

Post-Graduation Activity 2015–16 and 2016–17

80% of degree recipients were actively engaged.

	count	percent		count	percent
Actively Engaged	4	80%	Not Actively Engaged	1	20%
Employed full time	4	80%	Looking for work	1	20%

Sample Job Titles and Employers

Civil Engineer at CAE USA
Project Engineer at AVB Construction

About the Data

Graduating students were asked to provide their information through the WMU Post-Graduation Activity Survey within three months of their date of graduation. Some additional data was obtained from students' public professional profiles.

All information is based on the most recent data from 2015–16 graduates, combined with data from 2015–16 graduates which was collected near the time of their graduation. We report two years of data together due to low numbers of responses.

Bachelor's degree recipients
7

Post-graduation data was obtained for
5 graduates (71%)

Electrical Engineering

Post-Graduation Activity

90% of undergraduates and 79% of graduate degree recipients were actively engaged.

	Undergraduate degrees		Graduate degrees	
	count	percent	count	percent
Actively Engaged	36	90%	31	79%
Employed full time	35	88%	26	67%
Continuing education	1	2%	5	12%
Not Actively Engaged	4	10%	8	21%
Looking for work	3	8%	8	21%
Other commitments (e.g. family, travel, etc.)	1	2%	0	0%

Full-time Employment

- Median salary for undergraduates was \$60,000 to \$65,000 (based on 27 responses).
- Median salary for graduate degrees was \$65,000 to \$70,000 (based on 9 responses).
- 76% were located in Michigan.
- 97% indicated their job was related to their degree.
- 97% were satisfied with their job.

About the Data

Graduating students were asked to provide their information through the WMU Post-Graduation Activity Survey within three months of their date of graduation. Some additional data was obtained from students' public professional profiles.

Degree recipients 91	Post-graduation data was obtained for 79 graduates (87%)	
	Graduates	Responses
Bachelor's	47	40 (85%)
Master's	44	39 (89%)

Electrical Engineering

Sample Job Titles and Employers

Active Safety Feature Validation Engineer at Aerotek

Analysis Engineer at Volvo Car Group

Associate Engineer at ComEd (Exelon)

Controls Engineer at AAM

Controls Engineer at Altron Automation

Controls Engineer at Brembo North America

Controls Engineer at Burr Oak Tool

Controls Engineer at Michelin

Electrical Controls Engineer at Bharat Electronics

Electrical Design at TowerPinkster

Electrical Design Engineer at Perceptive Controls

Electrical Engineer at Axis Cades

Electrical Engineer at Byce and Associate

Electrical Engineer at Comprehensive Engineering

Electrical Engineer at Consumers Energy

Electrical Engineer at CRB Consulting Engineers

Electrical Engineer at DENSO

Electrical Engineer at General Motors

Electrical Engineer at ThermalTech Engineering

Electrical Product Engineer at Eaton

Electrical Systems Engineer at Ford Motor Company

Embedded Systems Engineer at DornerWorks

Engineer 1 at Power Engineers

Engineer at Intertek

Engineer at US Army Tank Automotive Research, Development and Engineering Center

Firmware Developer at ETAS

Flight Controls and Handling Qualities

Flight Test Engineer at Lockheed Martin

Hardware Engineer at Hella

Hardware Engineer at NextChip

Infotainment Test Engineer at Cloud America

Infotainment Test Engineer at Pi Square Technologies

Manufacturing Engineer at Mann+Hummel

Metrology Technician at ADAC

Product Support Engineer at Gentex

Project Engineer at Bastian Solutions Research and Development Design Engineer at Stryker

Software Application Engineer at GKN Driveline

Software Engineer at Okaya

Software Product Engineer at Ficoso NA

Software Test Engineer at Inbis Tech International

Sr. Engineer at FedEx

Systems Engineer at V Tek Solutions

Test Engineer at Pi Square Technologies

Torque Lead at FCA

Trainee at Pi Square Technologies

Validation Engineer at FCA-Fiat Chrysler Automobiles

Vision Engineer at Leoni

Sample Continuing Education Choices

Doctorate in Computational Neuroscience at Massachusetts Institute of Technology

Doctorate in Electrical Engineering at South Carolina University

Doctorate in Electrical Engineering at WMU

Masters in Electrical Engineering at WMU

Engineering Design Technology

Post-Graduation Activity

92% of degree recipients were actively engaged.

	count	percent		count	percent
Actively Engaged	11	92%	Not Actively Engaged	1	8%
Employed full time	10	84%	Looking for work	1	8%
Military service	1	8%			

Full-time Employment

- Median salary was \$60,000 to \$65,000 (based on 8 responses).
- 82% were located in Michigan.
- 100% indicated their job was related to their degree.
- 100% were satisfied with their job.

Sample Job Titles and Employers

Associate Design Engineer at General Motors
Design Engineer at Haworth
Design Engineer at TRAM
Designer at General Motors

Interior/Exterior CAD modeler at FCA
Mechanical Engineer at Daqri
Project Engineer at Summit Polymers
Sr. Drafter at Whirlpool

About the Data

Graduating students were asked to provide their information through the WMU Post-Graduation Activity Survey within three months of their date of graduation. Some additional data was obtained from students' public professional profiles.

Bachelor's degree recipients
17
Post-graduation data was obtained for
12 graduates (71%)

Engineering Management

Post-Graduation Activity

95% of degree recipients were actively engaged.

	count	percent		count	percent
Actively Engaged	20	95%	Not Actively Engaged	1	5%
Employed full time	20	95%	Looking for work	1	5%

Full-time Employment

- Median salary was \$70,000 to \$75,000 (based on 10 responses).
- 79% were located in Michigan.
- 92% indicated their job was related to their degree.
- 100% were satisfied with their job.

Sample Job Titles and Employers

Associate Project Manager at Stryker
Business Analyst at Best Buy
Departmental Analyst at State of Michigan
Director of Quality and Test at LECO
Government Contracts Manager at Stryker
Manager at Redner Performance Marine
Manufacturing Engineer at Bleistahl North America
Manufacturing Engineer at Sakthi Automotive Group

Manufacturing Engineer at Zimmer Biomet
New Product Development Engineer at Parker Hannifin
Process and Control Engineer at PaperWorks Industries
Process Engineer at Amway
Production Engineer at Beacon Industries
Production Support Engineer at Gentex
Quality Engineer at Steelcase
Sr. Test Technician at Stryker

About the Data

Graduating students were asked to provide their information through the WMU Post-Graduation Activity Survey within three months of their date of graduation. Some additional data was obtained from students' public professional profiles.

Master's degree recipients
24

Post-graduation data was obtained for

21 graduates (88%)

Engineering Management Technology

Post-Graduation Activity

100% of degree recipients were actively engaged.

	count	percent
Actively Engaged	15	100%
Employed full time	13	87%
Employed part time	1	6.5%
Military service	1	6.5%

Full-time Employment

- Median salary was \$55,000 to \$60,000 (based on 11 responses).
- 93% were located in Michigan.
- 100% indicated their job was related to their degree.
- 90% were satisfied with their job.

Sample Job Titles and Employers

Transportation Officer at United States Army	Processing Engineer at J. Rettenmaier USA
Associate Project Engineer at Cooper Standard	Product Engineer at DRV Luxury Suites
Continuous Improvement Engineer at Monroe	Production Support Engineer at Gentex
Cost and Concept Engineer at JR Automation	Program Manager at Roush
Environmental Engineer at Fishbeck, Thompson, Carr and Huber	Project Coordinator at Bosch Architecture
Manufacturing Engineer at Chem Link	Project Engineer at Summit Polymers
	Project Manager at Ritsema Associates

About the Data

Graduating students were asked to provide their information through the WMU Post-Graduation Activity Survey within three months of their date of graduation. Some additional data was obtained from students' public professional profiles.

Bachelor's degree recipients
19
Post-graduation data was obtained for
15 graduates (79%)

Graphic and Printing Science

Post-Graduation Activity

80% of degree recipients were actively engaged.

	count	percent		count	percent
Actively Engaged	4	80%	Not Actively Engaged	1	20%
Employed full time	4	80%	Looking for work	1	20%

Full-time Employment

- Median salary was \$45,000 to \$50,000 (based on 9 responses from 2015-16 and 2016-17).
- 75% were located in Michigan.
- 100% indicated their job was related to their degree.
- 100% were satisfied with their job.

Sample Job Titles and Employers

Client Coordinator at Schawk
Corporate Trainee at Quad/Graphics
Production Supervisor Associate at Graphic Packaging International
Project Manager at Classic Color

About the Data

Graduating students were asked to provide their information through the WMU Post-Graduation Activity Survey within three months of their date of graduation. Some additional data was obtained from students' public professional profiles.

Bachelor's degree recipients
7
Post-graduation data was obtained for
5 graduates (71%)

Industrial Engineering

Post-Graduation Activity

82% of undergraduates and 78% of graduate degree recipients were actively engaged.

	Undergraduate degrees		Graduate degrees	
	count	percent	count	percent
Actively Engaged	14	82%	25	78%
Employed full time	14	82%	22	69%
Continuing education	0	0%	3	9%
Not Actively Engaged	3	18%	7	22%
Looking for work	3	18%	7	22%

Full-time Employment

- Median salary for undergraduates was \$60,000 to \$65,000 (based on 11 responses).
- Median salary for graduate degrees was \$60,000 to \$65,000 (based on 7 responses).
- 76% were located in Michigan.
- 95% indicated their job was related to their degree.
- 80% were satisfied with their job.

About the Data

Graduating students were asked to provide their information through the WMU Post-Graduation Activity Survey within three months of their date of graduation. Some additional data was obtained from students' public professional profiles.

This report includes data from students who majored in Industrial and Entrepreneurial Engineering and Industrial Engineering.

Degree recipients	Post-graduation data was obtained for	
56	49 graduates (88%)	
	Graduates	Responses
Bachelor's	21	17 (81%)
Master's	34	31 (91%)
Doctoral	1	1 (100%)

Industrial Engineering

Sample Job Titles and Employers

Advance Manufacturing Engineer at Sakthi Automotive Group
Assembly Engineer at Burr Oak Tool
Associate Engineer at ComEd (Exelon)
Engineer at DENSO
Engineering Intern at Malone Staffing
Ford Graduate Program at Ford Motor Company
General Manager at Sterling Industries
Industrial Engineer at Beacon Industries
Industrial Engineer at Jason Industries
Industrial Engineer at Ventra
Industrial Engineer at VVST Energy
Industrial Engineer at Yanfeng Automotive Interiors
Lean Manufacturing Engineer at Benteler Automotive
Lean Manufacturing Engineer at Fischer Automotive Systems
Manufacturing Engineer at Flex-n-Gate
Mechanical Systems Engineer at Dematic
Operations Manager at Oceana Foods
Process Control Engineer at Bonduelle
Process Engineer at Amway
Process Engineer at Coastal Automotive
Process Engineer at VVST Energy
Process Improvement Analyst at WMU
Production and Development Engineer at Beacon Industries
Production Specialist at Eberspaecher
Project Engineer at Saudi Aramco
Project Engineer at Service Oriented Solutions
Project Superintendent at American Village Builders
Safety Engineer at Morgan Olson
Sales Representative at National Air Services
SCM Total Cost Out/VAVE Program Manager at Eaton
Supply Chain Manager at VVST Energy

Sample Continuing Education Choices

Doctorate in Industrial Engineering at WMU
Doctorate in Operation Research at Purdue University

Manufacturing Engineering

Post-Graduation Activity

100% of graduate degree recipients were actively engaged.

	Graduate degrees	
	count	percent
Actively Engaged	6	100%
Employed full time	6	100%

Full-time Employment

- Median salary for graduate degrees was \$50,000 to \$55,000 (based on 5 responses from 2015-16 and 2016-17).
- 88% were located in Michigan.
- 100% indicated their job was related to their degree.
- 100% were satisfied with their job.

Sample Job Titles and Employers

CAD Operator at Osborne Transformer
Cost Engineer at TG-Manufacturing
Engineering Manager at Evoqua Water Tech
Global Purchasing and Supply Chain -
T.R.A.C.K. Program at General Motors

Manufacturing Engineer at Acuity Brands
Lighting
Product Engineer at AAM
Quality Manager at SAF
Validation Engineer at W Soule Service Group

About the Data

Graduating students were asked to provide their information through the WMU Post-Graduation Activity Survey within three months of their date of graduation. Some additional data was obtained from students' public professional profiles.

Degree recipients	Post-graduation data was obtained for	
11	8 graduates (73%)	
	Graduates	Responses
Bachelor's	4	2 (50%)
Master's	7	6 (86%)

Manufacturing Engineering Technology

Post-Graduation Activity

86% of degree recipients were actively engaged.

	count	percent		count	percent
Actively Engaged	12	86%	Not Actively Engaged	2	14%
Employed full time	12	86%	Looking for work	2	14%

Full-time Employment

- Median salary was \$65,000 to \$70,000 (based on 11 responses).
- 100% were located in Michigan.
- 100% indicated their job was related to their degree.
- 100% were satisfied with their job.

Sample Job Titles and Employers

Design Engineer at Metalsa	Manufacturing Leadership Development at FCA
Development Engineer at TRW Automotive	Mechanical Design Engineer at MVB
Engineer at Tri-Motive	Improvements
Manufacturing Engineer at AAM	Metrology Engineer at Fabri-Kal
Manufacturing Engineer at CWC Textron	Project Engineer at Peterson American
Manufacturing Engineer at Lockheed Martin	Project Manager at Odyssey Aerospace Tooling

About the Data

Graduating students were asked to provide their information through the WMU Post-Graduation Activity Survey within three months of their date of graduation. Some additional data was obtained from students' public professional profiles.

Bachelor's degree recipients
17
Post-graduation data was obtained for
14 graduates (82%)

Mechanical Engineering

Post-Graduation Activity

95% of undergraduates and 79% of graduate degree recipients were actively engaged.

	Undergraduate degrees		Graduate degrees	
	count	percent	count	percent
Actively Engaged	60	95%	27	79%
Employed full time	59	94%	23	68%
Continuing education	1	2%	4	12%
Not Actively Engaged	3	5%	7	21%
Looking for work	3	5%	6	18%
Other commitments (e.g. family, travel, etc.)	0	0%	1	3%

Full-time Employment

- Median salary for undergraduates was \$60,000 to \$65,000 (based on 42 responses).
- Median salary for graduate degrees was \$65,000 to \$70,000 (based on 8 responses).
- 78% were located in Michigan.
- 98% indicated their job was related to their degree.
- 94% were satisfied with their job.

About the Data

Graduating students were asked to provide their information through the WMU Post-Graduation Activity Survey within three months of their date of graduation. Some additional data was obtained from students' public professional profiles.

Degree recipients	Post-graduation data was obtained for	
109	97 graduates (89%)	
	Graduates	Responses
Bachelor's	73	63 (86%)
Master's	33	31 (94%)
Doctoral	3	3 (100%)

Mechanical Engineering

Sample Job Titles and Employers

Applications Engineer at FEMA Corporation	Manufacturing Engineer at Dicastal North America
Applications Engineer at Murrplastik Systems	Manufacturing Engineer at Hi-Lex America
Applications Engineer at TGW Systems	Manufacturing Engineer at Parker Hannifin
Associate Design Engineer at General Motors	Mechanical Design Engineer at Kingscott
Associate Engineer at Jervis Webb	Mechanical Engineer at Byce and Associate
Associate Engineer at Minimax-Viking Corporation	Mechanical Engineer at Lindberg
Associate Performance Engineer at General Motors	NVH Engineer at AAM
CAD Designer at Zimmer Biomet	NVH Powertrain Development Engineer at FCA
Calibration Engineer at TRW Automotive	PDM Analyst at Technology Resource Group
Cell Technician at Mann+Hummel	Process Engineer at Pfizer
Chassis Integration Engineer at General Motors	Process Technician at Tesla
Chassis Integrity Engineer at FCA	Product Design Engineer 1 at Mann+Hummel
Compartment Integration Design Engineer at General Motors	Product Development Engineer at FEMA
Countings Development and Lab Manager at Fairmount Santrol	Product Engineer at FEMA Corporation
Design Engineer at Dimplex Thermal Solutions	Product Engineer III-Applications at Getman
Design Engineer at GM Nameplate	Product Manager at Essentra
Design Engineer at Huron Technology	Production Supervisor at AAM
Design Engineer at Komatsu America	Production Support Engineer at Gentex
Design Engineer at Shiroki North America	Programmer Analyst at Teksky
Design Engineer at Truck Accessories Group	Project Engineer at AVL
Designer-Interior Mechanisms at General Motors	Project Engineer at Battle Creek Equipment
Developer at Vfor	Project Engineer at Vibracoustic
Engineer at Artificially Intelligent Machineshop	Quality Assurance Engineer at Stryker
Engineer at Dicastal North America	Reliability Engineer at Packaging Corporation of America
Engineer at FEMA Corporation	Research and Development at NAVSEA
Engineer at Forrest Company	Sales Engineer at Parker Hannifin
Engineering Associate at Nuclear Generation Group of American Electrical Power	Sales Engineer at Trans-Matic
GAD Designer at Zimmer Biomet	SAP Consultant at Hacer Software Solutions
Group Manager at Anheuser-Busch	Structural and Applications Engineer at Tubelite
Jr. Quality Engineer at Rapid-Line	Supplier Quality Engineer at General Motors
Lab Technician at Stryker	System Vehicle Development Product Engineer at TRW Automotive
Maintenance Engineer at Pfizer	Systems Engineer at Eaton
Manufacturing Engineer at AAM	Technical Sales Associate at Parker Hannifin
	Transmission Calibration Engineer at FCA

Sample Continuing Education Choices

Doctorate in Mechanical Engineering at WMU
Masters in Mechanical Engineering at WMU

Paper Engineering

Post-Graduation Activity 2015–16 and 2016–17

100% of undergraduates and 88% of graduate degree recipients were actively engaged.

	Undergraduate degrees		Graduate degrees	
	count	percent	count	percent
Actively Engaged	9	100%	7	88%
Employed full time	9	100%	7	88%
Not Actively Engaged	0	0%	1	12%
Looking for work	0	0%	1	12%

Full-time Employment

- Median salary was \$65,000 to \$70,000 (based on 5 responses from 2015-16 and 2016-17).
- Median salary for graduate degrees was \$65,000 to \$70,000 (based on 5 responses from 2015-16 and 2016-17).
- 50% were located in Michigan.
- 100% indicated their job was related to their degree.
- 100% were satisfied with their job.

Sample Job Titles and Employers

Hydrocyclone Process Engineer at GL&V
Ink Development Manager at American Fuji Seal
Postdoctoral Fellow at North Carolina State University
Prepress Manager at LTi Printing
Process Engineer at Appvion
Process Engineer at Domtar
Process Engineer at Graphic Packaging

Process Engineer at Kimberly Clark
Process Engineer at New-Indy Containerboard
Process Engineer at Paperlogic
Process Engineer at ProEdge
Product Engineer at Inland
Production Foreman at French Paper
Research Chemist at Loparex

About the Data

Graduating students were asked to provide their information through the WMU Post-Graduation Activity Survey within three months of their date of graduation. Some additional data was obtained from students' public professional profiles.

All information is based on the most recent data from 2015–16 graduates, combined with data from 2015–16 graduates which was collected near the time of their graduation. We report two years of data together due to low numbers of responses.

Degree recipients	Post-graduation data was obtained for	
19	16 graduates (89%)	
	Graduates	Responses
Bachelor's	9	9 (100%)
Master's	5	4 (80%)
Doctoral	5	4 (80%)


Fine Arts



College of Fine Arts

WESTERN MICHIGAN UNIVERSITY

Art	159
Dance	160
Graphic Design	161
Music	162
Music Education	164
Music Therapy	165
Theatre	167



Fine Arts

Post-Graduation Activity 2016–17

86% of all Fine Arts graduates were actively engaged.

	All degrees		Undergraduate degrees		Graduate degrees	
	count	percent	count	percent	count	percent
Actively Engaged	154	86%	130	87%	24	80%
Employed full time	97	54%	79	53%	18	60%
Employed part time	26	14%	23	15%	3	10%
Continuing education	31	17%	28	19%	3	10%
Not Actively Engaged	26	14%	20	13%	6	20%
Looking for work	19	11%	16	11%	3	10%
Other commitments (e.g. family, travel, etc.)	7	4%	4	3%	3	10%

Survey Population

	Graduates	Responses	
All Fine Arts degrees	227	180	(79%)
Bachelor's	194	150	(77%)
Master's	32	29	(91%)
Post baccalaureate Certificate	1	1	(100%)

The Post-Graduation Activity Survey was sent to all of the 227 students who earned a degree from the College of Fine Arts between August 2016 and June 2017.

Salary Ranges for Full-Time Employment

	25 th percentile	50 th percentile Median	75 th percentile	Number of Responses
All Fine Arts degrees	\$25,000-\$30,000	\$30,000-\$35,000	\$35,000-\$40,000	49
Undergraduate	\$25,000-\$30,000	\$30,000-\$35,000	\$35,000-\$40,000	37
Graduate	\$18,750-\$23,750	\$32,500-\$37,500	\$35,000-\$40,000	12

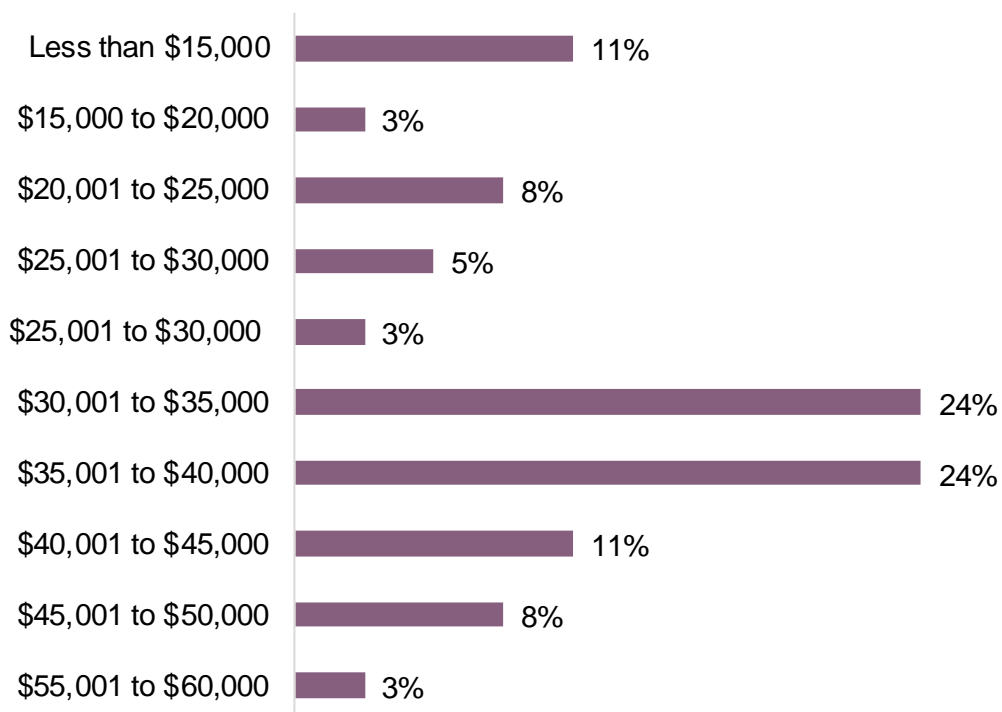
"Excellent learning experience academically as well as personally. Definitely a unique experience that will be hard to replicate."

Fine Arts

Undergraduates' Full-time Employment

- Median salary for undergraduate degree recipients in the College of Fine Arts was \$30,000 to \$35,000 (based on 37 responses).
- 57% had a job in Michigan.
- 85% had a job related to their degree.
- 93% were satisfied with their job.

Undergraduate Salaries



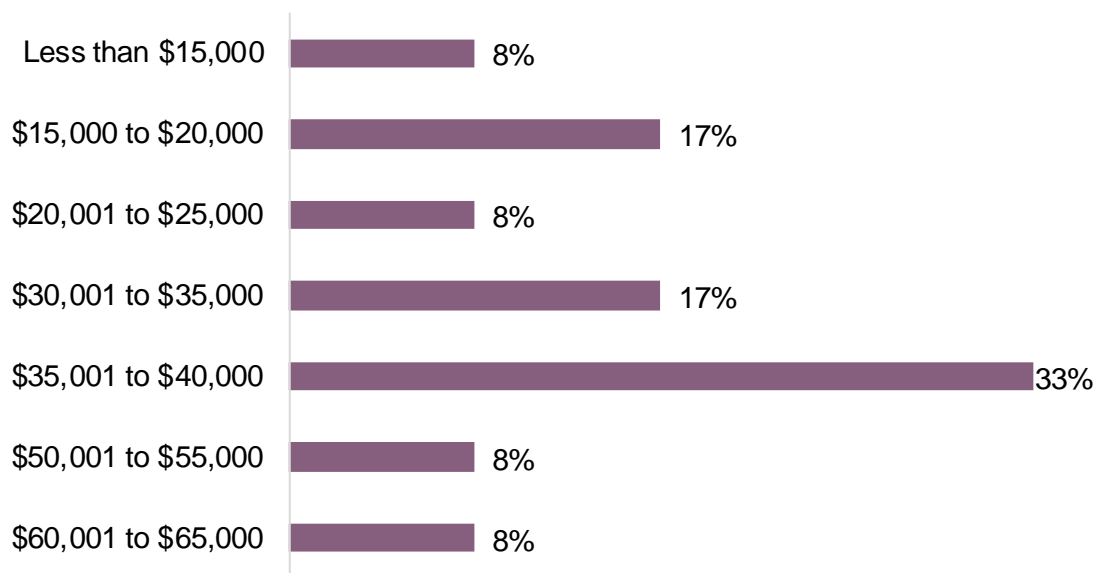
"I got the training I needed here. I have a lot to work on, but I have come such a long way and am in a good place to attack the professional world."

Fine Arts

Graduate Students' Full-time Employment

- Median salary for graduate degree recipients in the College of Fine Arts was \$32,500 to \$37,500 (based on 12 responses).
- 67% had a job in Michigan.
- 93% had a job related to their degree.
- 100% were satisfied with their job.

Graduate Salaries



"I truly enjoyed my time here at WMU. My teachers were knowledgeable, and my fellow students were motivated and excited to work with each other. Not only that, but I felt appreciated by the faculty and the students."

Fine Arts

Top Employers of Fine Arts Graduates

Beyond Center Stage	Contemporary Museum of Art	Newell Brands
Big Muddy Dance Company	Kiasma	NPR
Blarney Castle Music	Fellowship of Performing Arts	Phoenix Symphony
Carnival Cruiseline	Graham Hanson Design	Pirrello Digital Imaging
Civic Academy of Theatre Arts	Imagination	Spoletto Festival
	Kalamazoo Orchestra	Walt Disney Company

Continuing Education

- 17% of Fine Arts respondents are pursuing further education after graduating from WMU.
- After graduation, 79% of Fine Arts respondents are pursuing masters degrees, 10% doctoral, 7% bachelors degrees, and 3% certification programs.
- 17% are continuing education at WMU, and the remaining 83% will attend 18 different institutions.

Experiential Education

Respondents were asked: "While at WMU, did you participate in an experiential education activity? (e.g., internship, co-op, practicum, research, service learning, student teaching, senior design project, senior performance project, capstone, or other work experience related to your field of study.) This includes activities that were required or optional in your program."

	All degrees	Undergraduate degrees	Graduate degrees
Fine Arts	91%	91%	89%

Top Experiential Education Employers

American Dance Festival	Jackson Northwest Public Schools	University Theatre
Arnold Levine Millinery and Costume Crafts, NYC	Kalamazoo Institute of Art	Vicksburg Public Schools
Bates Dance Festival	Kalamazoo Public Schools	Whirlpool
Battle Creek Public Schools	Lakeview Public Schools	WMU-Design Center
Clinton Area Showboat Theatre	Mattawan Consolidated Schools	WMU-Sindecuse
David Tutera Photo and Video	Oakland Academy	WMU-Unified Clinics
Hillside Middle School	Portage Public Schools	WoodsEdge Learning Center
	Rhino Media Productions	

WMU Internship Catalog by Major: wmich.edu/career/students/internships/interncatalog

Post-Graduation Activity

85% of undergraduates and 40% of graduate degree recipients were actively engaged.

	Undergraduate degrees 2016-17		Graduate degrees 2015-16 and 2016-17	
	count	percent	count	percent
Actively Engaged	17	85%	2	40%
Employed full time	12	60%	1	20%
Employed part time	4	20%	1	20%
Continuing education	1	5%	0	0%
Not Actively Engaged	3	15%	3	60%
Looking for work	0	0%	1	20%
Other commitments (e.g. family, travel, etc.)	3	15%	2	40%

Full-time Employment

- Median salary for undergraduates was \$20,000 to \$25,000 (based on 5 responses).
- 75% were located in Michigan.
- 67% indicated their job was related to their degree.
- 83% were satisfied with their job.

Sample Job Titles

Art Teacher at Galesburg-Augusta Community Schools
 Art Teacher at Kalamazoo Public Schools
 Bridal Consultant at Bateau Bridal
 Costuming Operations at Walt Disney Company
 Customer Service at Huntington National Bank
 Faculty Specialist I at WMU
 Photography Assistant at Pirrello Digital Imaging
 Self-employed Photographer
 Social Media Manager and Studio Assistant at Open Studio

About the Data

Graduating students were asked to provide their information through the WMU Post-Graduation Activity Survey within three months of their date of graduation. Some additional data was obtained from students' public professional profiles.

This report includes data from students who majored in Art and Art Education.

Degree recipients	Post-graduation data was obtained for	
36	25 graduates (69%)	
	Graduates	Responses
Bachelor's	31	20 (65%)
Master's	5	5 (100%)

Dance

Post-Graduation Activity

89% of degree recipients were actively engaged.

	count	percent		count	percent
Actively Engaged	17	89%	Not Actively Engaged	2	11%
Employed full time	11	58%	Looking for work	2	11%
Employed part time	3	16%			
Continuing education	3	16%			

Full-time Employment

- Median salary was \$35,000 to \$40,000 (based on 5 responses).
- 29% were located in Michigan.
- 67% indicated their job was related to their degree.
- 100% were satisfied with their job.

Sample Job Titles and Employers

Customer Service Associate at Legacy Global Sports
Dance Company Trainee at Big Muddy Dance Company
Dance Instructor, Choreographer and Rehearsal Director at Beyond Center Stage
Supervisor at Advocate Medical Group
Teacher at Centreville Public Schools

Sample Continuing Education Choices

Masters in Athletic Training at Indiana University
Masters in Business Administration at Point Park University

About the Data

Graduating students were asked to provide their information through the WMU Post-Graduation Activity Survey within three months of their date of graduation. Some additional data was obtained from students' public professional profiles.

Bachelor's degree recipients
23

Post-graduation data was obtained
for

19 graduates (83%)

Graphic Design

Post-Graduation Activity

78% of degree recipients were actively engaged.

	count	percent		count	percent
Actively Engaged	14	78%	Not Actively Engaged	4	22%
Employed full time	12	67%	Looking for work	4	22%
Employed part time	2	11%			

Full-time Employment

- Median salary was \$35,000 to \$40,000 (based on 6 responses).
- 42% were located in Michigan.
- 100% indicated their job was related to their degree.
- 100% were satisfied with their job.

Sample Job Titles and Employers

2D Intern at Imagination	Graphic Designer at Graham Hanson Design
Design Fellow at Center for Urban Pedagogy	Graphic Designer at Newell Brands
Design Intern at Landor Associates	Jr. Designer at Spagnola and Associates
Digital Media Specialist at KRESA	Jr. Graphic Designer at Graham Hanson Design
Freelance Graphic Designer at Imagination	Self-employed Graphic Designer
Freelance Graphic Designer at Locomotion Creative	

About the Data

Graduating students were asked to provide their information through the WMU Post-Graduation Activity Survey within three months of their date of graduation. Some additional data was obtained from students' public professional profiles.

Bachelor's degree recipients
20
Post-graduation data was obtained for
18 graduates (90%)

Post-Graduation Activity

97% of undergraduates and 100% of graduate degree recipients were actively engaged.

	Undergraduate degrees		Graduate degrees	
	count	percent	count	percent
Actively Engaged	32	97%	6	100%
Employed full time	14	42%	3	50%
Employed part time	4	12%	2	33%
Continuing education	14	42%	1	17%
Not Actively Engaged	1	3%	0	0%
Looking for work	1	3%	0	0%

Full-time Employment

- Median salary for undergraduates was \$40,000 to \$45,000 (based on 7 responses).
- Median salary for graduate degrees was \$20,000 to \$25,000 (based on 7 responses).
- 53% were located in Michigan.
- 90% indicated their job was related to their degree.
- 100% were satisfied with their job.

About the Data

Graduating students were asked to provide their information through the WMU Post-Graduation Activity Survey within three months of their date of graduation. Some additional data was obtained from students' public professional profiles.

This report includes data from students who majored in Multimedia Arts Technology; Music; Music Composition; Music Conducting; and Music Performance.

Degree recipients	Post-graduation data was obtained for	
	39 graduates (81%)	
	Graduates	Responses
Bachelor's	42	33 (79%)
Master's	6	6 (100%)

Music

Sample Job Titles and Employers

A/V Specialist at Contemporary Museum of Art Kiasma
Artistic Coordinator at Phoenix Symphony
General Manager at Blarney Castle Music
High School Band Director at Forest Hills Public Schools
Lead Cello Instructor at Kalamazoo Orchestra
Leadership Program Associate at Kehe Distributors
Music Instructor at Thompson Tutoring
Music Therapist at CJE SeniorLife
Organist and Office Administrator at First Congregational U.C.C.
Production Leader at Shadow Mountain Community Church
Self-employed Flutist and Private Teacher
Self-employed Music Coach
Self-employed Music Instructor
Self-employed Musician
Self-employed Piano Teacher
Sound Engineer at Pegasus
Substitute Teacher at Kern County Schools
Supply Chain Planner at Great Lakes Coca-Cola
System Technician at GCS Audio
Wait Wait...Don't Tell Me Intern at NPR

Sample Continuing Education Choices

Doctorate in Music at Michigan State University
Masters in Educational Policy and Leadership at Marquette University
Masters in Instrumental Performance at DePaul University
Masters in Jazz Studies at Reconstructionist Rabbinical College
Masters in Jazz Studies at Temple University
Masters in Music at Arizona State University
Masters in Music Performance at Cleveland Institute of Music
Masters in Music Performance at Indiana University
Masters in Music Performance at Roosevelt University
Masters in Social Work at WMU

Music Education

Post-Graduation Activity

86% of undergraduates and 83% of graduate degree recipients were actively engaged.

	Undergraduate degrees		Graduate degrees	
	count	percent	count	percent
Actively Engaged	18	86%	5	83%
Employed full time	13	62%	4	67%
Employed part time	3	14%	1	17%
Continuing education	2	10%	0	0%
Not Actively Engaged	3	14%	1	17%
Looking for work	3	14%	0	0%
Other commitments (e.g. family, travel, etc.)	0	0%	1	17%

Full-time Employment

- Median salary for undergraduate degrees was \$35,000 to \$40,000 (based on 8 responses).
- Median salary for graduate degrees was \$37,500 to \$42,500 (based on 6 responses from 2015-16 and 2016-17).
- 100% were located in Michigan.
- 100% indicated their job was related to their degree.
- 92% were satisfied with their job.

Sample Job Titles and Employers

Assistant Music Director at East Grand Rapids
Public Schools
Choir Director at Sturgis Public Schools
Choir Teacher and Interventionist for Read 180 at
Kentwood Public Schools
Director of Bands at Fowler Public Schools
Elementary Music Teacher at Ann Arbor Public
Schools
General Manager at Blarney Castle Music

Music and Band Teacher at Grand Ledge Public
Schools
Music Teacher at Holy Family School
Musician at Hark Up Ministries
Orchestra Teacher at EDUStaff
Substitute Teacher at Glen Lake Community
Schools
Teacher at Caledonia Community Schools
Teacher at Union City Community Schools

About the Data

Graduating students were asked to provide their information through the WMU Post-Graduation Activity Survey within three months of their date of graduation. Some additional data was obtained from students' public professional profiles.

Degree recipients	Post-graduation data was obtained for	
33	27 graduates (82%)	
	Graduates	Responses
Bachelor's	26	21 (81%)
Master's	7	6 (86%)

Music Therapy

Post-Graduation Activity 2015–16 and 2016–17

93% of undergraduates and 100% of graduate degree recipients were actively engaged.

	Undergraduate degrees		Graduate degrees	
	count	percent	count	percent
Actively Engaged	13	93%	5	100%
Employed full time	11	79%	5	100%
Employed part time	1	7%	0	0%
Continuing education	1	7%	0	0%
Not Actively Engaged	1	7%	0	0%
Looking for work	1	7%	0	0%

Full-time Employment

- Median salary for undergraduate degrees was \$20,000 to \$25,000 (based on 8 responses from 2015-16 and 2016-17).
- Median salary for graduate degrees was \$30,000 to \$35,000 (based on 5 responses from 2015-16 and 2016-17).
- 19% were located in Michigan.
- 100% indicated their job was related to their degree.
- 100% were satisfied with their job.

Sample Job Titles and Employers

Board Certified Music Therapist at Behavior Services
and Therapy

Music Therapist at ADEC

Music Therapist at CJE SeniorLife

Music Therapist at Meaningful Day Services

Music Therapist at Winter Park Memorial Hospital

Music Therapist at Behavior Services and Therapy

Music Therapist at Metro Music Therapy

Music Therapist at Michigan State University

Music Therapy Fellow at University of Michigan Health
System

Sample Continuing Education Choices

Masters in Music Therapy at WMU

About the Data

Graduating students were asked to provide their information through the WMU Post-Graduation Activity Survey within three months of their date of graduation. Some additional data was obtained from students' public professional profiles.

All information is based on the most recent data from 2016–17 graduates, combined with data from 2015–16 graduates which was collected near the time of their graduation. We report two years of data together due to low numbers of responses.

Degree recipients	Post-graduation data was obtained for	
26	19 graduates (73%)	
	Graduates	Responses
Bachelor's	21	14 (67%)
Master's	5	5 (100%)

Post-Graduation Activity

82% of degree recipients were actively engaged.

	count	percent
Actively Engaged	32	82%
Employed full time	16	41%
Employed part time	7	18%
Continuing education	9	23%
Not Actively Engaged	7	18%
Looking for work	6	15%
Other commitments (e.g. family, travel, etc.)	1	3%

Full-time Employment

- Median salary was \$17,500 to \$22,500 (based on 6 responses).
- 38% were located in Michigan.
- 88% indicated their job was related to their degree.
- 88% were satisfied with their job.

About the Data

Graduating students were asked to provide their information through the WMU Post-Graduation Activity Survey within three months of their date of graduation. Some additional data was obtained from students' public professional profiles.

Bachelor's degree recipients
47
Post-graduation data was obtained for
39 graduates (83%)

Theatre

Sample Job Titles and Employers

Associate Company Member at Playhouse on the Square
Intern at Walt Disney Company
Jr. Partner at Apex Energy Solutions
Operations Coordinator at Fellowship of Performing Arts
Playlist Performer at Carnival Cruiseline
Production Assistant at Spoleto Festival
Rites of Passage Program Leader at Children's Defense Fund
Sound Engineer and Audio Engineer at Utica Community Schools
Teaching Artist at Civic Academy of Theatre Arts
Technical Direction Intern at Glimmerglass Festival

Sample Continuing Education Choices


Bachelors in Public History at WMU
Masters in Acting at The Savannah College of Art and Design
Masters in Devised Performance at The University of the Arts
Masters in Drama at University of Virginia
Masters in Performing Arts at Savannah College of Art and Design
Masters in Technical Design at Northern Illinois University
Masters in Theatre Design at Illinois State University
Masters in Theatre Design at University of Cincinnati

Haworth College of Business



WESTERN MICHIGAN UNIVERSITY

Accountancy	173
Advertising and Promotion	175
Business Administration (MBA)	177
Computer Information Systems	179
eBusiness Marketing	181
Economics in Business	182
Entrepreneurship	183
Finance	184
Food and Consumer Package Goods Marketing .	186
Human Resource Management	188
Integrated Supply Management	190
Management	192
Marketing	194
Sales and Business Marketing	196



Haworth College of Business

Post-Graduation Activity 2016–17

94% of all Haworth College of Business graduates were actively engaged.

	All degrees		Undergraduate degrees		Graduate degrees	
	count	percent	Count	percent	count	percent
Actively Engaged	799	94%	696	95%	103	91%
Employed full time	738	87%	641	87%	97	86%
Employed part time	8	1%	7	1%	1	1%
Continuing education	47	6%	44	6%	3	3%
Military service	4	0.5%	3	0.4%	1	1%
Volunteering full time	2	0.2%	1	0.1%	1	1%
Not Actively Engaged	48	6%	38	5%	10	9%
Looking for work	41	5%	33	4%	8	7%
Other commitments (e.g. family, travel, etc.)	7	1%	5	1%	2	2%

Survey Population

	Graduates	Responses	
All business degrees	981	847	(86%)
Bachelor's	858	734	(86%)
Master's	123	113	(92%)

The Post-Graduation Activity Survey was sent to all of the 981 students who earned a degree from Haworth College of Business between August 2016 and June 2017.

Salary Ranges for Full-Time Employment

	25 th percentile	50 th percentile Median	75 th percentile	Number of Responses
All business degrees	\$35,000-\$40,000	\$45,000-\$50,000	\$55,000-\$60,000	442
Undergraduate	\$35,000-\$40,000	\$45,000-\$50,000	\$55,000-\$60,000	381
Graduate	\$50,000-\$55,000	\$70,000-\$75,000	\$100,000-\$105,000	61

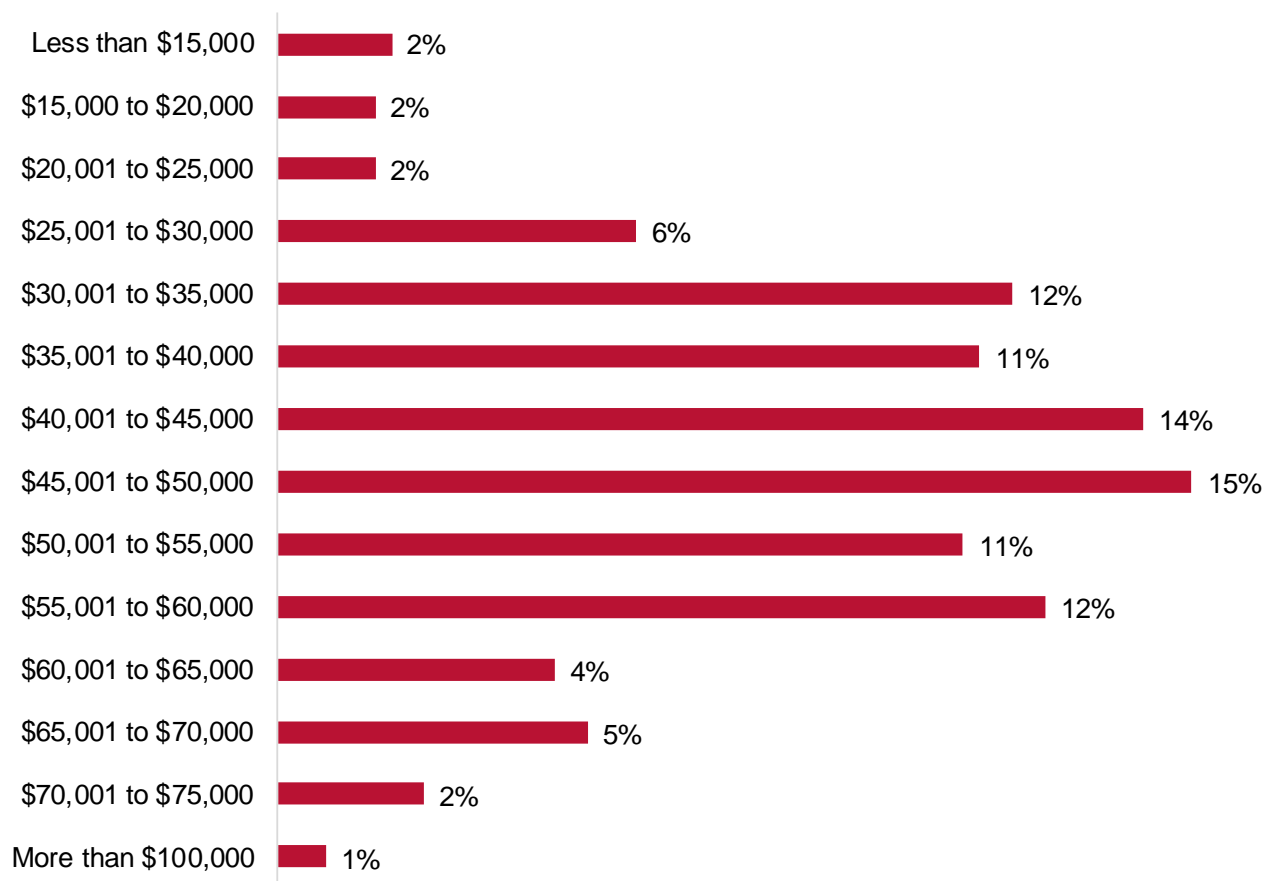
"I have had a great experience at WMU while also being exposed to many things that helped me grow. My major has prepared me to succeed in the field while also introducing me to different companies in my field."

Haworth College of Business

Undergraduates' Full-time Employment

- Median salary for undergraduate degree recipients in Haworth College of Business was \$45,000 to \$50,000 (based on 381 responses).
- 72% had a job in Michigan.
- 87% had a job related to their degree.
- 89% were satisfied with their job.

Undergraduate Salaries



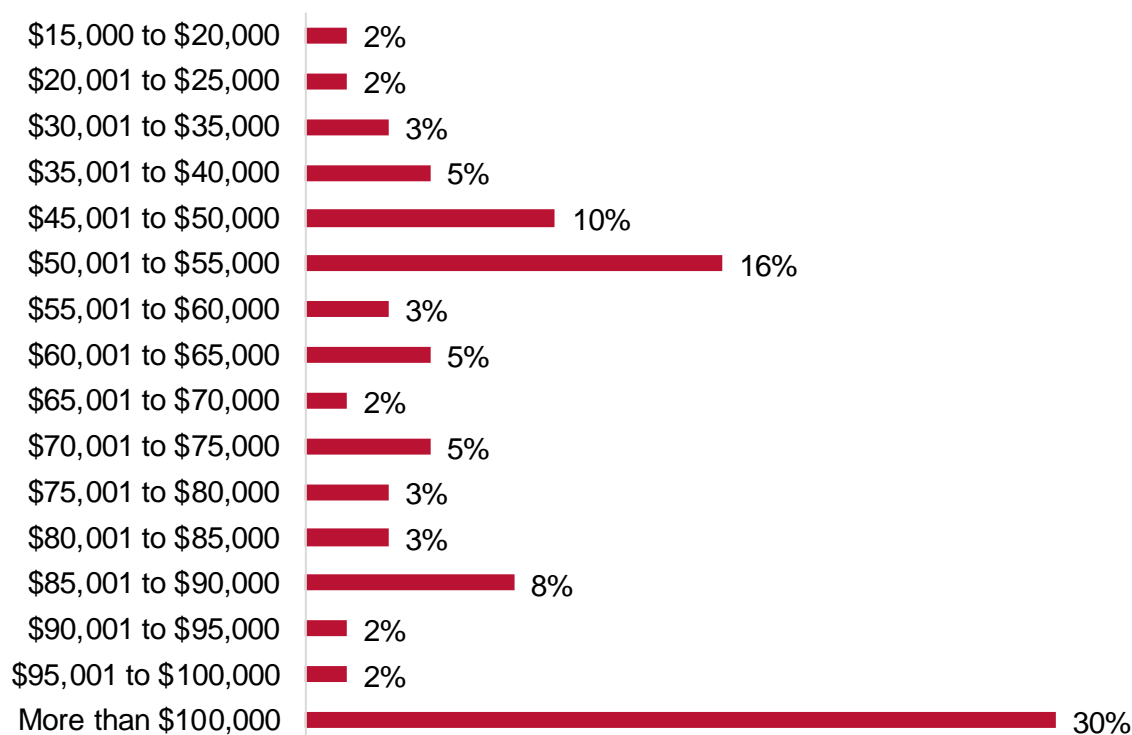
"Love being a Bronco. I gained exceptional experience and knowledge from the classes that I can apply to the job."

Haworth College of Business

Graduate Students' Full-time Employment

- Median salary for graduate degree recipients in Haworth College of Business was \$70,000 to \$75,000 (based on 61 responses).
- 80% had a job in Michigan.
- 78% had a job related to their degree.
- 83% were satisfied with their job.

Graduate Salaries



"Just wanted to acknowledge and convey my appreciation to my faculty for their flexibility and encouragement to enable me to complete my last MBA course. They taught me a lesson of humanity that transcended the subject matter of the course and demonstrated a depth of character within the WMU faculty that cannot be measured with a ruler or weighted on a scale. Their actions not only made me proud to be alumni of WMU, but influenced me to every day strive to be a better professional and ultimately a better person for society. I am perpetually grateful."

Haworth College of Business

Top Employers of Business Graduates

Advantage Solutions	Hormel Foods	PNC
Aerotek	Kellogg's	Quicken Loans
C.H. Robinson	Kroger	Spectrum Health
Crowe Horwath	Mann+Hummel	Steelcase
Eaton	Meijer	Stryker
Enterprise Rent-A-Car	Nolan Transportation Group	Total Quality Logistics
General Motors	Parker Hannifin	Whirlpool
Great Lakes Wine and Spirits	PepsiCo	WMU
	Plante Moran	

Continuing Education

- 6% of business respondents are pursuing further education after graduating from WMU.
- After graduation, 75% of business respondents are pursuing masters degrees, 9% professional schools, 5% doctoral degrees, 5% bachelors degrees, 2% certification programs, 2% specialist programs, and 2% additional classes in the discipline.
- 59% are continuing education at WMU, and the remaining 41% will attend 11 different institutions.

Experiential Education

Respondents were asked: "While at WMU, did you participate in an experiential education activity? (e.g., internship, co-op, practicum, research, service learning, student teaching, senior design project, senior performance project, capstone, or other work experience related to your field of study.) This includes activities that were required or optional in your program."

	All degrees	Undergraduate degrees	Graduate degrees
Haworth College of Business	77%	81%	57%

Top Experiential Education Employers

AAM	Eaton	Meijer
Abbott	Edwards Garment	Northwestern Mutual
All-Phase Electric Supply	Enterprise Rent-A-Car	Plante Moran
Arcadia Brewing Company	General Motors	PricewaterhouseCoopers
Baiers and Associates	Hormel Foods	Quicken Loans
BDO	Impact Label	Streamline Healthcare
Command Electronics	Kellogg's	Stryker
Consumers Credit Union	Kroger	Thomson Reuters
Deloitte and Touche	Mann+Hummel	WMU-Bronco Force

WMU Internship Catalog by Major: wmich.edu/career/students/internships/interncatalog

Accountancy

Post-Graduation Activity

91% of undergraduates and 90% of graduate degree recipients were actively engaged.

	Undergraduate degrees		Graduate degrees	
	count	percent	count	percent
Actively Engaged	79	91%	19	90%
Employed full time	57	66%	18	86%
Continuing education	21	24%	1	4%
Military service	1	1%	0	0%
Not Actively Engaged	8	9%	2	10%
Looking for work	7	8%	1	5%
Other commitments (e.g. family, travel, etc.)	1	1%	1	5%

Full-time Employment

- Median salary for undergraduates was \$45,000 to \$50,000 (based on 32 responses).
- Median salary for graduate degrees was \$47,500 to \$52,500 (based on 9 responses).
- 80% were located in Michigan.
- 91% indicated their job was related to their degree.
- 87% were satisfied with their job.

About the Data

Graduating students were asked to provide their information through the WMU Post-Graduation Activity Survey within three months of their date of graduation. Some additional data was obtained from students' public professional profiles.

Degree recipients	Post-graduation data was obtained for	
126	108 graduates (86%)	
	Graduates	Responses
Bachelor's	100	87 (87%)
Master's	26	21 (81%)

Accountancy

Sample Job Titles and Employers

Accountant at Engineered Plastic Services	Motor Transport Operator at United States Army National Guard
Accountant at Plante Moran	P&C Technician at JM Wilson Corporation
Accountant at Siegfried Crandall	Professional Accountant at Seber Tans
Accountant at Sound United	Promotions Assistant at Summit Media
Accountant at Systems Unlimited	Quality Assurance Associate at Eli Lilly
Accounting and Sales at Tellon Trading	Quality Release Tech III at Perrigo
Accounting Assistant at Goodrich Quality Theaters	Robotics Technician at Jacobs
Accounting Associate at Crowe Horwath	Senior Assurance Associate at Crowe Horwath
Accounting Clerk at Edward Rose and Sons	Sponsored Programs Reporting Accountant at University of Michigan
Accounting Coordinator at CSM Group	Staff Accountant at Condon, Hecht, Bisher, Wade and Co.
Accounting Specialist at Express Tax Services	Staff Accountant at Doeren Mayhew
Accounting Specialist at MidLink Logistics	Staff Accountant at Great Lakes Coca-Cola
Accounts Payable at LaRos Equipment Company	Staff Accountant at Gross, Puckey, Gruel, and Roof P.C.
Accounts Payable at Schupan Aluminum and Plastic Sales	Staff Accountant at Kruggel Lawton CPAs
Administrative Assistant I at WMU	Staff Accountant at McKeown
Associate at PricewaterhouseCoopers	Staff Accountant at Seber Tans
Assurance Associate at Rehmann	Staff Auditor at Alzheimer's Association
Assurance Service at Rehmann	Staff Tax Accountant at Crowe Horwath
Audit Assistant at Deloitte and Touche	Tax Accountant at Rehmann
Audit Intern at PricewaterhouseCoopers	Tax Accountant at Siegfried Crandall
Audit Staff at BDO	Tax Associate at BDO
Auditor at Seber Tans	Tax Associate at Crowe Horwath
Budget Analyst and Risk Coordinator at IRS	Tax Staff at Plante Moran
Closer at Success Mortgage Partners	Teller at Advia Credit Union
Compliance Auditor at Legacy Professionals	Vendor Finance at Meijer
Controller at Dow Chemical	Vice President of Operations at Bigger Picture Media Group
Costing Associate at MPI Research	
Financial Analyst at Stryker	
Financial Analyst at Whirlpool	
Internal Audit Associate at Spectrum Health	
Manager at Meijer	
Mortgage Underwriter at United Shore	

Sample Continuing Education Choices

Certification Program in Accountancy at College of DuPage	Masters in Accountancy at WMU
Doctorate in Comparative Religion at WMU	MBA at Wayne State University
	MBA at WMU

Advertising and Promotion

Post-Graduation Activity

98% of degree recipients were actively engaged.

	count	percent
Actively Engaged	44	98%
Employed full time	43	98%
Not Actively Engaged	1	2%
Other commitments (travel abroad)	1	2%

Full-time Employment

- Median salary was \$30,000 to \$35,000 (based on 33 responses).
- 70% were located in Michigan.
- 75% indicated their job was related to their degree.
- 94% were satisfied with their job.

About the Data

Graduating students were asked to provide their information through the WMU Post-Graduation Activity Survey within three months of their date of graduation. Some additional data was obtained from students' public professional profiles.

Bachelor's degree recipients
45
Post-graduation data was obtained for
45 graduates (100%)

Advertising and Promotion

Sample Job Titles and Employers

Account Coordinator at LKF Marketing	Marketing Consultant at Clarity Quest
Account Coordinator at Martin Retail Group	Marketing
Assistant Account Executive at BBDO	Marketing Manager at Otvest
Minneapolis	Merchandiser at Imperial Beverage
Assistant Marketing and Events Coordinator at	National Account Manager at Nolan
Henderson Castle	Transportation Group
Assistant Media Planner at Carat	New Business Specialist at Warner Pacific
Assistant National Media Buyer at Campbell	Insurance Services
Ewald	Office Administrator at Classic Realty
Associate Banker at Quicken Loans	Group
Associate Digital Investor at Mindshare	Operations and Marketing Coordinator at
Associate Media Planner at Mindshare	Neiman Marcus
Business Administrator at Advertising and	Private Event Services Coordinator at
Promotion	Olympia Entertainment
Business Analyst at Meijer	Production Designer at Imperial Beverage
Client Experience Research Coordinator at	Project Manager at Agency 720
Quicken Loans	Recruiter at Aerotek
Customer Relations and Sales Associate at	Residential Sales Representative at Shaw
PepsiCo	Industries
Customer Service Representative at AT&T	Retail Sales Representative at Hershey
Digital Marketing Specialist at Smart Link	Sales Supervisor at Michael Kors
Solutions	Social Ads Strategist at Marketing Supply
Interactive Designer at Maestro	Technical Recruiter at IG
Line Service Technician at Atlantic Aviation	Youth Development Professional at Boys
Logistics Account Executive at Total Quality	and Girls Club
Logistics	
Management Trainee at Enterprise Rent-A-Car	

Business Administration (MBA)

Post-Graduation Activity

91% of degree recipients were actively engaged.

	count	percent
Actively Engaged	84	91%
Employed full time	79	86%
Employed part time	1	1%
Continuing education	2	2%
Military service	1	1%
Volunteering full time	1	1%
Not Actively Engaged	8	9%
Looking for work	7	8%
Other commitments (e.g. family, travel, etc.)	1	1%

Full-time Employment

- Median salary was \$80,000 to \$85,000 (based on 53 responses).
- 84% were located in Michigan.
- 76% indicated their job was related to their degree.
- 82% were satisfied with their job.

About the Data

Graduating students were asked to provide their information through the WMU Post-Graduation Activity Survey within three months of their date of graduation. Some additional data was obtained from students' public professional profiles.

Master's degree recipients

97

Post-graduation data was obtained
for

92 graduates (95%)

Business Administration (MBA)

Sample Job Titles and Employers

Division Materials Manager at Eaton	Quality Engineer at W-L Molding of Michigan
E-Commerce Analyst at Borroughs	Quality Improvement Specialist at Spectrum Health
E-Commerce Operations Specialist at SpartanNash	Sales at Arvco Container
Engineering Project Manager at Vargo	Sales Director at REHAU Industries
Finance Director at Abdul for Michigan	Site Lead at Pfizer
Finance Intern at Itrigo Systems	Site Manager at International Paper
HR Assistant at Fetzer Institute	Sr. Business Resource Center Consultant at Haworth
HR Director at Smith Haughey Rice and Roegge	Sr. Cost Accountant at Edwards Garment
Informatics Specialist at Cherry Health	Sr. Manager at Stryker
Lead Informatics Analyst at Spectrum Health	Sr. Project Engineer at Landscape Forms
Manager at Battle Creek Unlimited	Sr. Vice President at Knappen Milling
Manager at KWA Truck Sales	Staff Accountant at SP Plus Corporation
Manager-Integrated Promotions at Kellogg's	SVP, Facilities and Real Estate at Spectrum Health
Manager-Procurement at Steelcase	Tax Associate at BDO
Manufacturing Resource at Kellogg's	Technical Manager-Emerging Technologies at GE Aviation
Marketing and Sales Manager at Kalamazoo Candle Company	Trade Marketing Manager at Ranir
Medical Sales Representative at Stryker	Tradeshow Coordinator at Alternative Tradeshow Services
North American Multi-Unit Product Specialist at Gordon Food Service	Underwriting Manager at Advia Credit Union
Plant Accountant at ABC Group	Value Stream Business Manager at Genzink Steel
Process Development Engineer at Corium International	Value Stream Manager at Parker Hannifin
Procurement Manager at Steelcase	
Product Development Scientist at Kashi	
Product Manager at Herman Miller	
Profit Planning Specialist at DENSO	
Program Manager at Key Plastics	
Project Manager at Imperial Beverage	
Project Manager at Knox Marketing	
Public Relations Director at M&T Fashion NY	

Computer Information Systems

Post-Graduation Activity

95% of degree recipients were actively engaged.

	count	percent
Actively Engaged	37	95%
Employed full time	35	90%
Employed part time	2	5%
Not Actively Engaged	2	5%
Looking for work	2	5%

Full-time Employment

- Median salary was \$52,500 to \$57,500 (based on 22 responses).
- 91% were located in Michigan.
- 83% indicated their job was related to their degree.
- 83% were satisfied with their job.

About the Data

Graduating students were asked to provide their information through the WMU Post-Graduation Activity Survey within three months of their date of graduation. Some additional data was obtained from students' public professional profiles.

Bachelor's degree recipients

47

Post-graduation data was obtained
for

39 graduates (83%)

Computer Information Systems

Sample Job Titles and Employers

Assistant Field Manager at Walther Farms
Associate Applications Engineer at Steelcase
Associate IT Operations Analyst at Kellogg's
Associate Software Engineer at Gordon Food Service
Associate System Administrator at SalesPage Technologies
Business Analyst at Streamline Healthcare
Collateral Underwriting at Quicken Loans
Communication Engineer at Perrigo
Computed Tomography Technologist at Spectrum Health
Computer Operator at Dart Container
Data Analytics Analyst at Spectrum Health
Database Engineer at Farmers Insurance
Desktop Support Intern at Quicken Loans
Evening Billing at Holland Freight
Information Systems Architect R&D IT at Zoetis
Inside Sales Representative at LT Security
IT GIS Associate Tech Analyst at Consumers Energy
IT Resident at Google
Junior Software Developer at Level Data
Marketing Communications Coordinator at SCR Development
Microsoft Dynamics CRM Administrator at National Heritage Academies
Network Administrator at WMU
Network Administrator Sr. at WMU
Operations Manager at Target
Product Manager and Data Analyst at Capital Construction Solutions
Sales Analyst at Kalsec
Software Delivery Consultant at Dynatrace
Software Engineer at Maestro
Trainer at McDonald's Corporation
Web Developer at Acton Institute
Web Developer at University of Michigan

Post-Graduation Activity

100% of degree recipients were actively engaged.

	count	percent
Actively Engaged	7	100%
Employed full time	6	86%
Continuing education	1	14%

Full-time Employment

- Median salary was \$35,000 to \$40,000 (based on 5 responses).
- 83% were located in Michigan.
- 100% indicated their job was related to their degree.
- 60% were satisfied with their job.

Sample Job Titles and Employers

Digital Marketing Coordinator at Career Now Brands
Field Marketing Consultant at Hungry Howie's Pizza
Marketing and Office Coordinator at SalesPage Technologies
Marketing Assistant at Steelcase
Marketing Associate at Stryker
VIP Portfolio Manager at Metro Toyota

About the Data

Graduating students were asked to provide their information through the WMU Post-Graduation Activity Survey within three months of their date of graduation. Some additional data was obtained from students' public professional profiles.

Bachelor's degree recipients
11
Post-graduation data was obtained for
7 graduates (64%)

Economics in Business

Post-Graduation Activity

67% of degree recipients were actively engaged.

	count	percent		count	percent
Actively Engaged	4	67%	Not Actively Engaged	2	33%
Employed full time	4	67%	Looking for work	2	33%

Full-time Employment

- Median salary was \$37,500 to \$42,500 (based on 6 responses from 2015-16 and 2016-17).
- 75% were located in Michigan.
- 90% indicated their job was related to their degree.
- 90% were satisfied with their job.

Sample Job Titles and Employers

Account Manager at Nolan Transportation Group
Database Engineer at Farmers Insurance
Financial Advisor at AXA Equitable
Research Fellow at American Institute for Economic Research

About the Data

Graduating students were asked to provide their information through the WMU Post-Graduation Activity Survey within three months of their date of graduation. Some additional data was obtained from students' public professional profiles.

Bachelor's degree recipients
8
Post-graduation data was obtained for
6 graduates (75%)

Entrepreneurship

Post-Graduation Activity 2015–16 and 2016–17

80% of degree recipients were actively engaged.

	count	percent		count	percent
Actively Engaged	4	80%	Not Actively Engaged	1	20%
Employed full time	4	80%	Looking for work	1	20%

Full-time Employment

- 75% were located in Michigan.

Sample Job Titles and Employers

Assistant Logistics Manager at Spring Meadow Nursery
Logistics Account Executive at Total Quality Logistics
Trust Operations Specialist at Greenleaf Trust

Sample Continuing Education Choices

Masters in Career and Technical Education at WMU

About the Data

Graduating students were asked to provide their information through the WMU Post-Graduation Activity Survey within three months of their date of graduation. Some additional data was obtained from students' public professional profiles.

All information for graduate degrees is based on the most recent data from 2016–17 graduates, combined with data from 2015–16 graduates which was collected near the time of their graduation. We report two years of data together due to low numbers of responses.

Bachelor's degree recipients

5

Post-graduation data was obtained for

5 graduates (100%)

Post-Graduation Activity

88% of degree recipients were actively engaged.

	count	percent
Actively Engaged	86	88%
Employed full time	78	80%
Continuing education	7	7%
Military service	1	1%
Not Actively Engaged	12	12%
Looking for work	11	11%
Other commitments (e.g. family, travel, etc.)	1	1%

Full-time Employment

- Median salary was \$45,000 to \$50,000 (based on 38 responses).
- 73% were located in Michigan.
- 77% indicated their job was related to their degree.
- 86% were satisfied with their job.

About the Data

Graduating students were asked to provide their information through the WMU Post-Graduation Activity Survey within three months of their date of graduation. Some additional data was obtained from students' public professional profiles.

Bachelor's degree recipients
126
Post-graduation data was obtained for
98 graduates (78%)

Finance

Sample Job Titles and Employers

Account Manager at Echo Logistics	Internal Audit Associate at Spectrum Health
Accountant at Eaton	Investment Analyst at City Sunstone Holdings
Accounts Payable at LaRos Equipment Company	Investment Consultant at Fidelity Investments
Accounts Payable Specialist at Quicken Loans	Investment Research Analyst at Financial Focus
Administrative Associate at Alkhamis Financial	Investment Sales Consultant at Vanguard
AMG Development Program at PNC	Jr. Investment Representative at OMNI Community Credit Union
Business Analyst at Meijer	LD and T Coordinator at PepsiCo
Client Associate at Merrill Lynch	Member Service Representative at Consumers Credit Union
Client Relationship Specialist at Vanguard	Mobile Financial Sales Representative at Marquette Bank
Client Service Associate at Oppenheimer and Company	Operations Analyst at Emerson Wealth Management
Client Service Associate at Zhang Financial	Personal Financial Planner at Plante Moran
Closer at Success Mortgage Partners	Prospect Researcher at Sun Steel Company
Collateral Underwriter at Quicken Loans	Public Relations Manager at Real Estate, Saudi Arabia
Commercial Credit Analyst at Flagstar Bank	Research Analyst at Arcadia Investment Management
Commercial Finance Analyst at Visteon	Retail Operations Associate at Vanguard
Commercial Sales Leadership Development Associate at L'Oréal USA	Sales Development at Zacks Investment Research
Commercial Underwriter at Comerica Bank	Sales Representative at Kellogg's
Cost Analyst at Gordon Food Service	Sales Representative at Total Quality Logistics
Data Analyst at Telekom Malaysia	SalesPath Associate at Fidelity Investments
Finance Associate at Kellogg's	Strategic Customer Accounts Specialist at Kellogg's
Finance Trainee at Armed Forces Fund Board	Strategic Support Associate at Jackson
Financial Advisor at AXA Equitable	Tax Staff at Plante Moran
Financial Advisor at Merrill Lynch	Trader at Banco Multiple Ademi, Dominican Republic
Financial Advisor at Plante Moran	Underwriter at United Shore
Financial Analyst at Eaton	Warehouse Specialist at AmeriFirst Home Mortgage
Financial Analyst at Goldman Sachs	
Financial Analyst at Henry Ford Health System	
Financial Analyst at UPS	
Financial Analyst at Yanfeng Automotive Interiors	
Financial Planner at AXA Advisors	
Financial Representative at Foresters Financial Services	
General Manager at Asset Campus Housing	
Global Accounting Intern at Dawn Foods Global	

Sample Continuing Education Choices

Certification Program in Accountancy at College of DuPage	Masters in Accountancy at University of Oregon
Doctorate in Finance at Michigan State University	Masters in Accountancy at WMU
JD at DePaul University	Masters in Business Administration at WMU
JD at Michigan State University	

Food and Consumer Package Goods Marketing

Post-Graduation Activity

100% of degree recipients were actively engaged.

	count	percent
Actively Engaged	63	100%
Employed full time	63	100%

Full-time Employment

- Median salary was \$45,000 to \$50,000 (based on 47 responses).
- 53% were located in Michigan.
- 91% indicated their job was related to their degree.
- 100% were satisfied with their job.

About the Data

Graduating students were asked to provide their information through the WMU Post-Graduation Activity Survey within three months of their date of graduation. Some additional data was obtained from students' public professional profiles.

Bachelor's degree recipients
65
Post-graduation data was obtained for
63 graduates (97%)

Food and Consumer Package Goods Marketing

Sample Job Titles and Employers

Account Manager at Almark Foods	Local Purchasing Representative Non-
Account Manager at Kehe Distributors	Production Buyer at Mann+Hummel
Account Manager at Nolan Transportation	Management Trainee at Kroger
Assistant Manager at Kroger	Management Trainee at Sherwin Williams
Assistant Store Director at SpartanNash	Mortgage Banker at Quicken Loans
Associate Account Manager at Collabera	National Account Manager at Coyote
Associate Business Manager at Acosta	Logistics
Associate Category Analyst at Constellation	Procurement Contracting Official at
Brands	Northrup Grumman
Associate Field Sales Representative at KIND	Purchasing Analyst at Lidl US
Snacks	Research Associate at J.D. Power
Business Analyst at Meijer	Retail Development Associate at
Buyer at Stryker	Advantage Solutions
Category Analyst at SpartanNash	Retail Development Program at Abbott
Category Manager at Advantage Solutions	Labs
Co-Management Trainee at Kroger	Sales and Customer Management Sr.
Co-Manager at Kroger	Associate at PepsiCo
Commercial Sales Leadership Development	Sales Associate at Mondelez International
Associate at L'Oréal USA	Sales Consultant at Great Lakes Wine and
Consumer Product Sales at Hormel Foods	Spirits
Corporate Recruiter and Trainer at Infinity Home	Sales Leadership Development Program at
Improvement	L'Oréal USA
Customer Analyst at Kellogg's	Sales Representative at Great Lakes Wine
Customer Management Associate at PepsiCo	and Spirits
Distribution Operations Manager at Target	Sales Representative at Hershey
EMT-B at Bud's Ambulance Service	Sales Representative at Hormel Foods
Food Service Sales Representative at Hormel	Sales Representative at Kellogg's
Foods	Sales Representative at Monarch Beverage
General Manager at Tropical Smoothie Cafe	Sourcing Analyst at Stryker
Group Lead at Patrick Industries	Space Management Analyst at Kellogg's
Inside Account Sales Representative at MDI	Space Management Specialist at
Worldwide	Advantage Solutions
Leadership Development Associate at Advantage	Sr. Project Management Consultant at
Solutions	Allstate
Leadership Development Program at Acosta	Wine Retail Sales Representative at E&J
Leadership Program Associate at Kehe Distributors	Gallo

Human Resource Management

Post-Graduation Activity

98% of degree recipients were actively engaged.

	count	percent
Actively Engaged	49	98%
Employed full time	41	82%
Employed part time	3	6%
Continuing education	5	10%
Not Actively Engaged	1	2%
Looking for work	1	2%

Full-time Employment

- Median salary was \$40,000 to \$45,000 (based on 25 responses).
- 71% were located in Michigan.
- 92% indicated their job was related to their degree.
- 84% were satisfied with their job.

About the Data

Graduating students were asked to provide their information through the WMU Post-Graduation Activity Survey within three months of their date of graduation. Some additional data was obtained from students' public professional profiles.

Bachelor's degree recipients

55

Post-graduation data was obtained
for

50 graduates (91%)

Human Resource Management

Sample Job Titles and Employers

Accel Associate at PNC	HR Generalist at CSM Group
Administrative Coordinator at Spectrum Health	HR Generalist at Eaton
Associate Account Manager at Lockton Companies	HR Generalist at tesa tape
Associate HR Generalist at Blizzard Entertainment	HR Representative at Getman
Banking Trainee at Quicken Loans	HR Representative at Stryker
Business Systems Analyst at PNC	HR/Payroll Representative at Lippert Components
Call Center Specialist at Lake Michigan Credit Union	Management Trainee at Enterprise Rent-A-Car
Client Services and Process Specialist at HUMANeX Ventures	Operations Supervisor at J.B. Hunt Transport
Contact Center Agent at Adventure Credit Union	Recruiter at Aerotek
Environmental Services Manager at Bronson	Recruiter at Forge Industrial Staffing
Executive Assistant at Incline Management	Recruitment Coordinator at Eastern Trading and Contracting Company
Health and Safety at Mayco International	Recruitment Coordinator at Rielly Dunn
HR Assistant at Omni Community Credit Union	Sales Consultant at Great Lakes Wine and Spirits
HR at Varroc Lighting Systems	Sr. HRA at Amazon
HR Coordinator at Aramark	Staffing Consultant at Beacon Hill Staffing Group
HR Coordinator at Bissell Homecare	Talent Acquisition Recruiter at Kelly Services
HR Coordinator at JBS Plainwell	Talent Sourcing Specialist at Trillium Staffing
HR Coordinator at Menards	
HR Generalist at Beacon Specialized Living Services	

Sample Continuing Education Choices

JD at WMU Cooley Law School
Masters in Human Resource and Labor Relations at Michigan State University

Integrated Supply Management

Post-Graduation Activity

96% of degree recipients were actively engaged.

	count	percent
Actively Engaged	75	96%
Employed full time	72	92%
Employed part time	1	1%
Continuing education	2	3%
Not Actively Engaged	3	4%
Looking for work	3	4%

Full-time Employment

- Median salary was \$55,000 to \$60,000 (based on 50 responses).
- 72% were located in Michigan.
- 96% indicated their job was related to their degree.
- 94% were satisfied with their job.

About the Data

Graduating students were asked to provide their information through the WMU Post-Graduation Activity Survey within three months of their date of graduation. Some additional data was obtained from students' public professional profiles.

Bachelor's degree recipients

86

Post-graduation data was obtained
for

78 graduates (91%)

Integrated Supply Management

Sample Job Titles and Employers

Analyst at Detroit Venture Partners	Operational IP Buyer at Ford Motor Company
Area Manager at Amazon	Operations Support Manager at Yazeed Al-Rajhi and Brothers Holding Company
Assistant Category Buyer at Jones and Frank	Planner at Ace Hardware
Business Analyst at Intuit	Planner at Parker Hannifin
Buyer at General Dynamics Land Systems	Procurement Business Representative at Marathon Petroleum
Buyer at Honda	Procurement Specialist at DENSO
Buyer at Kent County	Production Control Manager at Lacks
Commodity Inventory Controller at Mastronardi	Production Control Specialist II at TRMI
Commodity Manager at Eaton	Production Planner at John Crane
Continuous Improvement Engineer at Fabri-Kal	Production Support Engineer at Gentex
Data Analyst at State of Michigan	Purchasing Agent at Lippert Components
Distribution Operations Manager at Target	Purchasing and Supply Chain Track Program at General Motors
FCG Core Buyer at Ford Motor Company	Purchasing Graduate Development Program at Rolls Royce North America
Global Purchasing and Supply Chain - T.R.A.C.K. Program at General Motors	Purchasing/Sourcing Lead at Victory Supply
Global Supply Chain Analyst at Mercury Marine	Quality Coordinator at Summit Polymers
Group Lead at Patrick Industries	Rotational Supply Chain at General Motors
Industrial Engineer at UPS	Sales Executive at C.H. Robinson
IT Business Analyst at Kellogg's	Sourcing Analyst at Stryker
Local Purchasing Representative Non-Production Buyer at Mann+Hummel	Sr. Coordinator at Universal Logistics
Logistics Coordinator at J&R Schugel	Sr. Production Planner at Atkore International
Logistics Specialist at Worldwide Express	Sr. Sourcing Specialist at Gast Manufacturing
Management Consultant at Plante Moran	Strategic Buyer at Viking Corporation
Manufacturing Operations Associate at PepsiCo	Subcontract Administrator at Northrop Grumman
Material Analyst at Tenneco	Supply Chain Analyst at General Motors
Material Area Supervisor at FCA-Fiat Chrysler Automobiles	Supply Chain Management Specialist at FCA-Fiat Chrysler Automobiles
Material Planner and Production Scheduler at Mann+Hummel	Supply Chain Planner at Gripple Limited
Material Planner and Scheduler at AAM	Team Leader and Project Manager at Metal Mechanics
Material Planner at Mann+Hummel	TRACK-SCM Rotation Program at General Motors
Material Planner at Pfizer	
Material Planning Analyst at AWTech AW Transmission Engineering	
Materials Support Engineer at Gentex	

Sample Continuing Education Choices

Masters in Business Administration at WMU

Management

Post-Graduation Activity

92% of degree recipients were actively engaged.

	count	percent
Actively Engaged	86	92%
Employed full time	82	88%
Continuing education	3	3%
Volunteering full time	1	1%
Not Actively Engaged	7	8%
Looking for work	6	7%
Other commitments (e.g. family, travel, etc.)	1	1%

Full-time Employment

- Median salary was \$40,000 to \$45,000 (based on 45 responses).
- 80% were located in Michigan.
- 83% indicated their job was related to their degree.
- 81% were satisfied with their job.

About the Data

Graduating students were asked to provide their information through the WMU Post-Graduation Activity Survey within three months of their date of graduation. Some additional data was obtained from students' public professional profiles.

Bachelor's degree recipients

124

Post-graduation data was obtained
for

93 graduates (75%)

Management

Sample Job Titles and Employers

Account Executive at SurePayroll	National Account Manager at Coyote Logistics
Accounts Payable at Lane Automotive	Onsite Specialist at Stryker
Assistant Manager at Roundhouse Tavern	Payroll Implementation Specialist at BASIC
Associate Client Engagement Specialist at Zillow	Private Event Services Coordinator at Olympia Entertainment
Beachfront Director at Gull Lake Country Club	Production Planner at Magic Steel Corporation
Billing Specialist at Schawk	Production Supervisor at AAM
Branch Banker at BB&T	Production Support Analyst at CLS
Brand and Account Manager at DeeJay Jewelry	Project Coordinator at Illinois State Comptroller
Brand Strategist at Banks and Co	Project Manager/Installation Specialist at Shoreside Dock and Hoist
Buyer at Parker Hannifin	Project Specialist at BHI Energy
Buyer's Assistant at Beaumont Health	Recruiter at Aerotek
Consumer Product Sales Rep at Hormel Foods	Sales and Customer Relationship Associate at PepsiCo
Contractor at Business Excellence Professionals Consulting	Sales and Finance Manager at Custom Connection Motorsports
Customer Relations Associate at Whirlpool	Sales and Leasing Associate at Lakeland Toyota
Development Specialist at Humane Society of West Michigan	Sales Consultant at Village Green
District Sales Trainee at PepsiCo	Sales Development Specialist at Whirlpool
Event Manager at Compass Rose Events	Sales Representative at Magna International
Financial Representative at Northwestern Mutual	Sales Representative at Sun Steel Company
General Manager at Tropical Smoothie Cafe	Sales Trainee at Ferguson
Geospatial Analyst at MDA Information Systems	Service Advocate at Farmers Insurance
HR Administrative Assistant at TRMI	Shared Services-Finance at Whirlpool
HR Coordinator at Shiloh	Social Media Administrator at Balanced-Creative
Leadership Development Associate at Advantage Sales and Marketing	Supply Chain Analyst at Whirlpool
Leadership Development Program at Ford Credit	Supply Chain Planner at Great Lakes Coca-Cola
Logistics Account Executive at Total Quality Logistics	Talent Planning and Engagement Specialist at Stryker
Management Trainee at Cintas	Team Leader at Parallel
Management Trainee at Enterprise Rent-A-Car	Team Leader at Whirlpool
Marketing and Promotions at Detroit Lions	
Marketing/Operations at Airfoil Group	
Materials Planner at Parker Hannifin	
Mortgage Account Executive at United Shore	

Sample Continuing Education Choices

Associates in Sustainable Brewing at Kalamazoo Valley Community College

Post-Graduation Activity

96% of degree recipients were actively engaged.

	count	percent
Actively Engaged	87	96%
Employed full time	86	95%
Continuing education	1	1%
Not Actively Engaged	4	4%
Looking for work	4	4%

Full-time Employment

- Median salary was \$37,500 to \$42,500 (based on 40 responses).
- 80% were located in Michigan.
- 76% indicated their job was related to their degree.
- 85% were satisfied with their job.

About the Data

Graduating students were asked to provide their information through the WMU Post-Graduation Activity Survey within three months of their date of graduation. Some additional data was obtained from students' public professional profiles.

Bachelor's degree recipients

108

Post-graduation data was obtained
for

91 graduates (84%)

Marketing

Sample Job Titles and Employers

Account Coordinator at 3Eye Technologies	Marketing and Social Media Coordinator at Barchart
Account Executive at Jaxford	Marketing Coordinator at Binder Park Zoo
Account Executive at Yelp	Marketing Coordinator at Omega Computer Services
Accounts Payable at Lane Automotive	Marketing Director at Grand Rapids Danger
Assistant Account Coordinator at Engage and Resonate	Marketing Executive at Power Home Remodeling
Assistant Superintendent at Eldorado Home Development	Marketing Manager at VP Demand Creation Services
Associate Banker at Quicken Loans	Marketing Project Specialist at Onstaff
Category Space Analyst at Acosta	Material Technician at Select Specialty Hospital
Client Representative at Better Advertising Professionals	Medical Equipment Manufacturer at Perspective
Communications Specialist at Nottawaseppi Huron Band of the Potawatomi	National Account Manager Sales Trainee at Coyote Logistics
Corporate Partnerships Intern at Detroit Lions	Player at NBA G League
Craigslist Analyst at Detroit Trading	Production Coordinator at Corporate Optics
Digital Marketing Archivist at Bedrock	Professional Services Recruiter at Aerotek
Digital Marketing Specialist at Mindsight	Program Management Analyst at Ford Motor Company
Digital Marketing Specialist at Turnkey Merchandise Programs	Project Specialist at BHI Energy
Digital Strategy Consultant at Shift Digital	Real Estate Agent at Kellar Williams Realty
Distributing Assistant at Petripen	Recruiter at Aerotek
District Sales Leader at Frito-Lay	Regional Corporate Recruiter at Michigan Office Solutions
District Sales Trainee at PepsiCo	Roof Consultant at Summit Point Roofing
Executive Sales Associate at C.H. Robinson	Sales and Marketing Associate at Wright Tool Company
Global Academia Social Media Strategist at GDPR POC for Academia and Education	Sales Associate at Grand Teton Lodge Security at Sheraton Hotels and Resorts
ICE Rotational at Ally	SEO Associate at G5 Search Marketing
Jr. Sales Associate at CodeBox	Social Media Manager at Startup Grind Lansing
Loan Officer Assistant at Ross Mortgage	
Logistics Account Representative at TQL	
Logistics Planner at DHL Supply Chain	
Management Trainee at Airport Authority HK	
Manager at Kroger	
Marketing and Advertising Consultant at Observer Media Group	

Sample Continuing Education Choices

Masters in Business Administration at WMU

Sales and Business Marketing

Post-Graduation Activity

100% of degree recipients were actively engaged.

	count	percent
Actively Engaged	97	100%
Employed full time	95	98%
Continuing education	2	2%

Full-time Employment

- Median salary was \$45,000 to \$50,000 (based on 61 responses).
- 59% were located in Michigan.
- 98% indicated their job was related to their degree.
- 93% were satisfied with their job.

About the Data

Graduating students were asked to provide their information through the WMU Post-Graduation Activity Survey within three months of their date of graduation. Some additional data was obtained from students' public professional profiles.

Bachelor's degree recipients

109

Post-graduation data was obtained for

97 graduates (89%)

Sales and Business Marketing

Sample Job Titles and Employers

Account Executive at ADP	Outside Sales Representative at Workbox Staffing
Account Executive at United Shore	Producer at Arthur J. Gallagher and Company
Account Manager at CDW	Quality Assurance Assistant at Arvco Container
Account Manager at Nolan Transportation Group	Recruiter at Aerotek
Account Manager at WSI Workforce Strategies	Sales and Marketing at JT Cycle
Associate Account Representative at Thomson Reuters	Sales Apprentice at ADP
Associate Sales Executive at C.H. Robinson	Sales Associate at C.H. Robinson
Associate Sales Representative at Stryker	Sales Associate at Tremco
Beverage Department Head at Cost Plus World Market	Sales Associate at Velocity EHS
Business Development at C.H. Robinson	Sales Consultant at E&J Gallo
Business Development Manager at Great Lakes Environmental and Infrastructure	Sales Consultant at Sprint
Business Development Representative at Eleven19	Sales Development Representative at Box
Business Development Representative at NetSuite	Sales Development Representative at Qualtrics
Business Development Representative at Oracle	Sales Development Specialist at Microsoft
Carrier Sales at Coyote Logistics	Sales Executive at C.H. Robinson
Carrier Sales Representative at C.H. Robinson	Sales Executive at Greene Manufacturing
Communications Consultant at Roe Communications	Sales Executive at Nolan Transportation Group
Consumer Loan Closing Specialist at Arbor Financial Credit Union	Sales Executive at Velocity EHS
Consumer Product Sales Representative at Hormel Foods	Sales Intern at Blue Medora
Customer Service at Borroughs	Sales Management Associate at Frito-Lay
Customer Service Representative at Acrisure	Sales Representative at C.H. Robinson
Food Service Sales Representative at Hormel Foods	Sales Representative at Cintas
Inbound Sales Representative at PNC	Sales Representative at FedEx
Inside Sales Representative at Galco	Sales Representative at Great Lakes Wine and Spirits
Insurance Producer at Bankers Life	Sales Representative at Hormel Foods
Interior Sales Representative at Lippert Components	Sales Representative at Kellogg's
Logistics Account Executive at Total Quality Logistics	Sales Representative at Magna International
LPA at KeHE Distributors	Sales Representative at Nabisco
Management Trainee at Enterprise Rent-A-Car	Sales Representative at Paychex
Management Trainee at Lippert Components	Sales Representative at Power Home Remodeling
Marketing Associate at Stryker	Sales Representative at Thomson Reuters
Operations at Remco Bergsma	Sales Support at Kalsec
Operations Manager at 40Way Cement	Salesperson at Allen Edwin Homes
Outside Sales Representative at Schindler Elevator	Sr. Sales Representative at Eaton
	Supply Chain Analyst at General Motors


Sample Continuing Education Choices

Bachelors in Music Production at ICON Collective West Hollywood, CA
JD at Detroit Mercy

Health and Human Services



Alcohol and Drug Abuse	203
Blindness and Low Vision Studies	204
Integrative Holistic Health and Wellness	206
Interdisciplinary Health Sciences	207
Interdisciplinary Health Services	208
Nursing	210
Occupational Therapy	212
Physician Assistant	214
Social Work.....	215
Speech Pathology and Audiology	217



Health and Human Services

Post-Graduation Activity 2016–17

92% of all Health and Human Services graduates were actively engaged.

	All degrees		Undergraduate degrees		Graduate degrees	
	count	percent	count	percent	count	percent
Actively Engaged	566	92%	313	95%	253	89%
Employed full time	385	63%	176	53%	209	74%
Employed part time	31	5%	14	4%	17	6%
Continuing education	147	24%	122	37%	25	9%
Military service	2	0.3%	0	0%	2	1%
Volunteering full time	1	0.2%	1	0.3%	0	0%
Not Actively Engaged	48	8%	17	5%	31	11%
Looking for work	41	7%	13	4%	28	10%
Other commitments (e.g. family, travel, etc.)	7	1%	4	1%	3	1%

Survey Population

	Graduates	Responses	
All HHS degrees	871	614	(70%)
Bachelor's	485	330	(68%)
Master's	355	263	(74%)
Doctoral	10	8	(80%)

The Post-Graduation Activity Survey was sent to all of the 871 students who earned a degree from the College of Health and Human Services between August 2016 and June 2017.

Salary Ranges for Full-Time Employment

	25 th percentile	75 th percentile Median	75 th percentile	Number of Responses
All HHS degrees	\$35,000-\$40,000	\$45,000-\$50,000	\$60,000-\$65,000	256
Undergraduate	\$30,000-\$35,000	\$45,000-\$50,000	\$55,000-\$60,000	116
Graduate	\$40,000-\$45,000	\$45,000-\$50,000	\$65,000-\$70,000	140

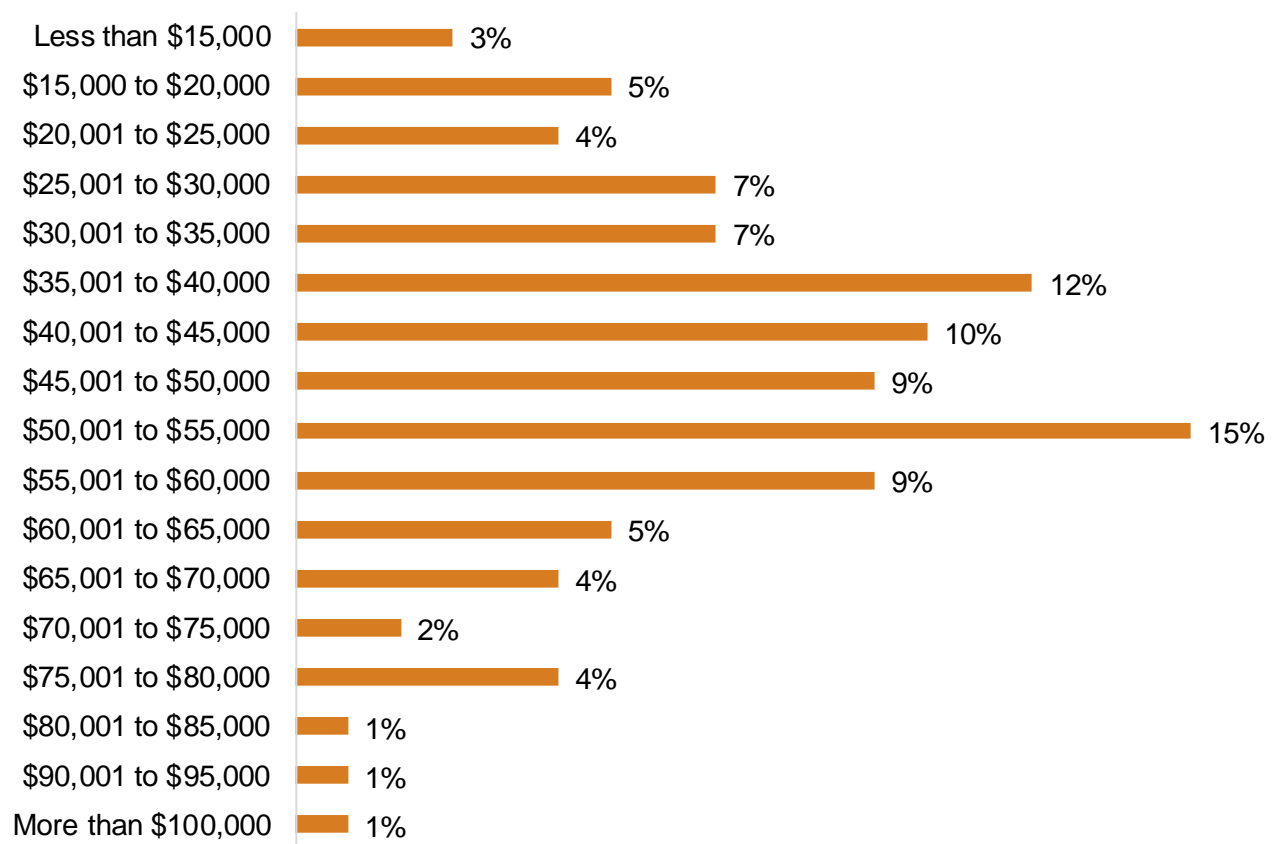
"I just want to say that my experience at WMU was amazing! I am proud to be a Bronco. The 'forever friends' I have made, the staff, and the program itself was amazing. I appreciate all that I have learned and all that you have done for me. Thank you!"

Health and Human Services

Undergraduates' Full-time Employment

- Median salary for undergraduate degree recipients in the College of Health and Human Services was \$45,000 to \$50,000 (based on 116 responses).
- 83% had a job in Michigan.
- 86% had a job related to their degree.
- 88% were satisfied with their job.

Undergraduate Salaries



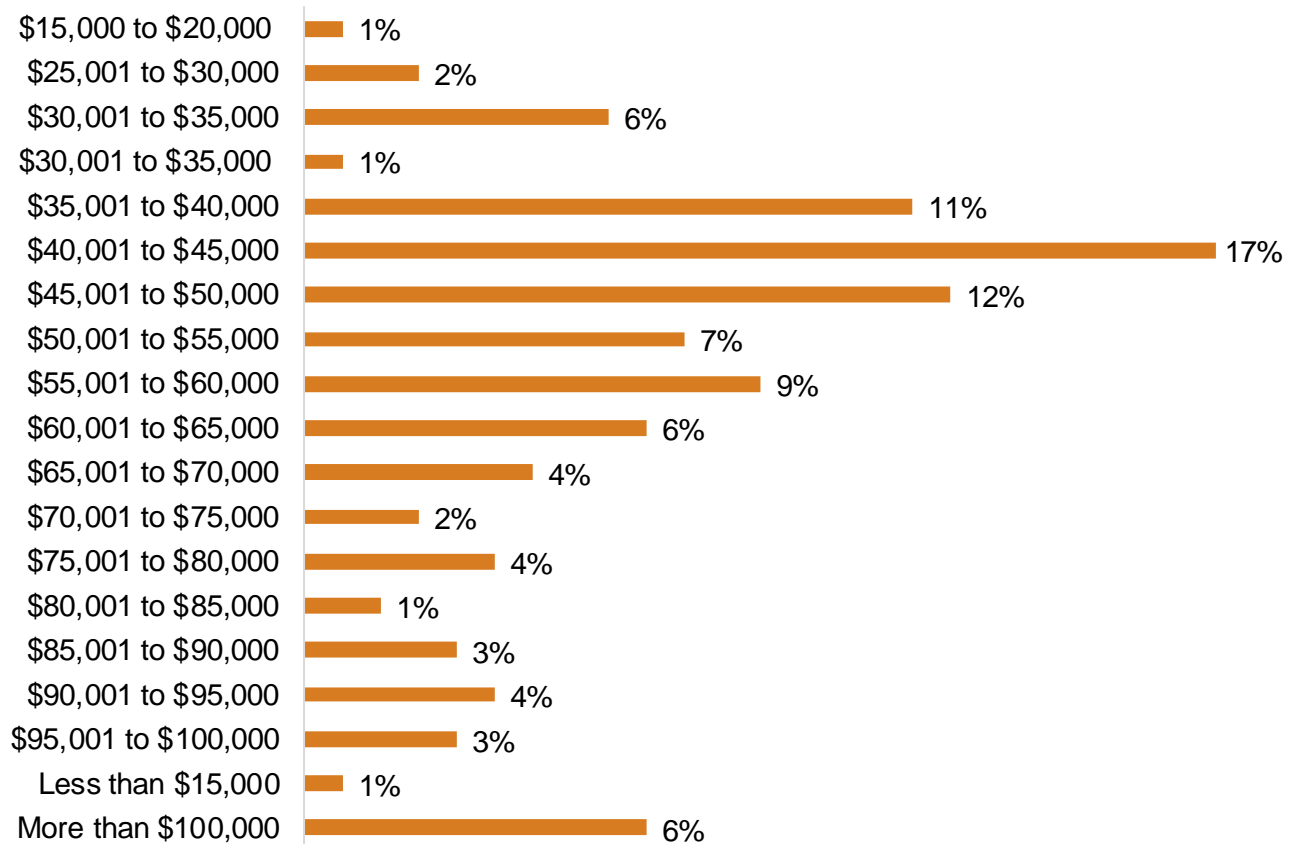
"I had the best possible college experience at WMU; there was an opportunity to do anything I would have wanted to accomplish."

Health and Human Services

Graduate Students' Full-time Employment

- Median salary for graduate degree recipients in the College of Health and Human Services was \$45,000 to \$50,000 (based on 140 responses).
- 78% had a job in Michigan.
- 95% had a job related to their degree.
- 91% were satisfied with their job.

Graduate Salaries



"I was thoroughly impressed with the complete WMU education experience! WMU got me in, trained me well and got me back in the work force as promised. I will wear my Bronco with pride, and when established hope to support my program."

Health and Human Services

Top Employers of Health and Human Services Graduates

Beaumont Health	Henry Ford Health System	Spectrum Health
Bethany Christian Services	InterAct of Michigan	State of Michigan
Big Brothers Big Sisters	Lakeland Health	Streamline Healthcare
Borgess	Newaygo County Mental	Stryker
Bronson	Health	Thornapple Manor
Community Mental Health Authority	Samaritas	University of Michigan
Family and Children Services	Sparrow Hospital	WMU

Continuing Education

- 24% of Health and Human Services respondents are pursuing further education after graduating from WMU.
- After graduation, 82% of Health and Human Services respondents are pursuing masters degrees, 6% doctoral, 5% are studying for licensure/board exams, 3% are pursuing certification programs, 2% associates degrees, 2% specialist programs, 1% bachelors degrees, and 1% professional schools.
- 69% are continuing education at WMU, and the remaining 31% will attend 24 different institutions.

Experiential Education

Respondents were asked: "While at WMU, did you participate in an experiential education activity? (e.g., internship, co-op, practicum, research, service learning, student teaching, senior design project, senior performance project, capstone, or other work experience related to your field of study.) This includes activities that were required or optional in your program."

	All degrees	Undergraduate degrees	Graduate degrees
Health and Human Services	94%	92%	96%

Top Experiential Education Employers

Beaumont Health	VA Medical Center	Mel Trotter Ministries
Borgess	Kalamazoo Probation	Northeastern Elementary
Bronson	Enhancement Program	Physiokids
BSBP Training Center	Kalamazoo Psychiatric Hospital	Portage Public Schools
Center for Disability Services	Kalamazoo Public Schools	SOAR Clinic
City of Kalamazoo	KRESA	Spectrum Health
Hearthside Health Center	Lifeskills Village	WMU-Unified Clinics
	Mary Free Bed	

WMU Internship Catalog by Major: wmich.edu/career/students/internships/interncatalog

Alcohol and Drug Abuse

Post-Graduation Activity

94% of degree recipients were actively engaged.

	count	percent		count	percent
Actively Engaged	15	94%	Not Actively Engaged	1	6%
Employed full time	14	88%	Looking for work	1	6%
Employed part time	1	6%			

Full-time Employment

- Median salary was \$40,000 to \$45,000 (based on 7 responses).
- 100% were located in Michigan.
- 63% indicated their job was related to their degree.
- 88% were satisfied with their job.

Sample Job Titles and Employers

Access Center Clinician at Newaygo County Mental Health	Recreation Therapy Assistant at Holland Home
Behavioral Health Therapist at Catholic Charities	Service Specialist at Kalamazoo Department of Health and Human Services
Care Provider at Pine Rest	Sr. Companion Coordinator at Region IV Area Agency on Aging
Case Manager at MI Dept of Health & Human Services	Substance Abuse Therapist at Sacred Heart Rehabilitation Center
Counselor at Evolve Counseling and Holistic Wellness	Therapist at Community Mental Health Authority
Independent Consultant at Rodan and Fields	Victim Advocacy Coordinator at YWCA
Operations Specialist at Spectrum Health	
Psychologist at Michigan Department of Corrections	

About the Data

Graduating students were asked to provide their information through the WMU Post-Graduation Activity Survey within three months of their date of graduation. Some additional data was obtained from students' public professional profiles.

Graduate certificate recipients
29
Post-graduation data was obtained for
16 graduates (55%)

Blindness and Low Vision Studies

Post-Graduation Activity

97% of degree recipients were actively engaged.

	count	percent
Actively Engaged	28	97%
Employed full time	23	80%
Employed part time	3	10%
Continuing education	2	7%
Not Actively Engaged	1	3%
Looking for work	1	3%

Full-time Employment

- Median salary was \$45,000 to \$50,000 (based on 17 responses).
- 14% were located in Michigan.
- 94% indicated their job was related to their degree.
- 94% were satisfied with their job.

About the Data

Graduating students were asked to provide their information through the WMU Post-Graduation Activity Survey within three months of their date of graduation. Some additional data was obtained from students' public professional profiles.

Master's degree recipients

36

Post-graduation data was obtained
for

29 graduates (81%)

Blindness and Low Vision Studies

Sample Job Titles and Employers

Blind Rehabilitation Outpatient Specialist at Department of Veterans Affairs
Blind Rehabilitation Specialist at Southern Arizona VA Healthcare System
Blind Rehabilitation Specialist at Southwestern Blind Rehab Center VA
Blind Rehabilitation Specialist at Washington DC VA Medical Center
Blind Rehabilitation Teacher at Bureau of Services for Blind Persons
Certified Vision Rehabilitation Therapist at Friedman Place
COMS/COTA at University of Michigan
Independent Living Skills Teacher at Ohio State School for the Blind
Living Skills Instructor at Western Blind Rehab Center
Orientation and Mobility Specialist at Bosma Enterprises
Orientation and Mobility Specialist at Alaska Center for the Blind and Visually Impaired
Orientation and Mobility Specialist at Lighthouse Central Florida
Orientation and Mobility Specialist at Naperville School District
Orientation and Mobility Specialist at VA Hospital
Rehabilitation Teacher at Virginia Department for the Blind and Visually Impaired
TCVI at Michigan City Area Schools
Teacher Consultant for Students with Visual Impairments at Oakland Schools
Teacher for the Visually Impaired at VCS Wisconsin
Teacher of Children with Visual Impairments at Aurora Public Schools
Vision Rehabilitation Therapist and Orientation and Mobility Specialist at Lighthouse
Center for Vision Loss

Sample Continuing Education Choices

Masters in Occupational Therapy at WMU

Integrative Holistic Health and Wellness

Post-Graduation Activity

80% of degree recipients were actively engaged.

	count	percent		count	percent
Actively Engaged	4	80%	Not Actively Engaged	1	20%
Employed full time	1	20%	Looking for work	1	20%
Employed part time	2	40%			
Continuing education	1	20%			

Full-time Employment

- 100% were located in Michigan.
- 100% indicated their job was related to their degree.
- 100% were satisfied with their job.

Sample Job Titles and Employers

Outpatient Therapy Supervisor at Samaritas

Sample Continuing Education Choices

Doctorate in Counseling at WMU

About the Data

Graduating students were asked to provide their information through the WMU Post-Graduation Activity Survey within three months of their date of graduation. Some additional data was obtained from students' public professional profiles.

Graduate certificate recipients
6
Post-graduation data was obtained for
5 graduates (83%)

Interdisciplinary Health Sciences

Post-Graduation Activity 2015–16 and 2016–17

100% of degree recipients were actively engaged.

	count	percent
Actively Engaged	9	100%
Employed full time	9	100%

Full-time Employment

- Median salary was \$67,500 to \$72,500 (based on 8 responses from 2015-16 and 2016-17).
- 55% were located in Michigan.
- 100% indicated their job was related to their degree.
- 100% were satisfied with their job.

Sample Job Titles and Employers

Assistant Professor at Gannon University
Assistant Professor at Rush University
Assistant Professor at University of Wisconsin - Eau Claire
Associate Professor at Anderson University
Educator at Michigan State University
Faculty Specialist II at Western Michigan University
Graduate Program Director at Michigan State University
Rehabilitation Supervisor at Henry Ford Health System

About the Data

Graduating students were asked to provide their information through the WMU Post-Graduation Activity Survey within three months of their date of graduation. Some additional data was obtained from students' public professional profiles.

All information is based on the most recent data from 2016–17 graduates, combined with data from 2015–16 graduates which was collected near the time of their graduation. We report two years of data together due to low numbers of responses.

Doctoral degree recipients
10
Post-graduation data was obtained for
9 graduates (90%)

Interdisciplinary Health Services

Post-Graduation Activity

94% of degree recipients were actively engaged.

	count	percent
Actively Engaged	138	94%
Employed full time	70	48%
Employed part time	12	8%
Continuing education	56	38%
Not Actively Engaged	9	6%
Looking for work	7	5%
Other commitments (e.g. family, travel, etc.)	2	1%

Full-time Employment

- Median salary was \$30,000 to \$35,000 (based on 34 responses).
- 74% were located in Michigan.
- 66% indicated their job was related to their degree.
- 74% were satisfied with their job.

About the Data

Graduating students were asked to provide their information through the WMU Post-Graduation Activity Survey within three months of their date of graduation. Some additional data was obtained from students' public professional profiles.

Bachelor's degree recipients
208
Post-graduation data was obtained for
147 graduates (71%)

Interdisciplinary Health Services

Sample Job Titles and Employers

Account Manager at Healthcare Services Group	Office Coordinator at Rx Optical Laboratories
Administrative Assistant at Beaumont Health	Onsite Specialist at Stryker
Administrative Assistant at Special-Lite	OT Assistant at Therapy Management
Aquatics Instructor at Borgess	Participant Services Specialist at Employee Benefit Corporation
Behavior Specialist at ABA Chicago	Patient Care Technician at Borgess
Call Center Agent at Concentrix	Patient Care Technician at Trinity Health
Care Center Coordinator at Borgess	Patient Coordinator at Shandy Clinic
CMA at Orthopedic Specialists of Frederick	Patient Coordinator at University of Michigan
Claims Examiner at Meridian Health	Patient Registration Specialist at R1 RCM
Client Support Software Specialist at Streamline Healthcare Solutions	Patient Service Representative at Northwestern Medicine
Clinical Coordinator at WMU	Patient Service Representative at Spectrum Health
Community Support Professional at Dawn Robarge	Personal Care Assistant at Senior Services of Southwest Michigan
Consumer Information Representative at Beaumont Health	Program Support Specialist at Cardinar Innovations Healthcare
Customer Service Representative at 24-7 Intouch	Project Manager at AbbVie
Electrophysiology Radiologic Technologist at Carle Foundation Hospital	Project Manager at Duo-Form Plastics
Employment and Benefit Coordinator at Kinexus	Recruiter at Insight Global
Health and Wellness Consultant at Greenwood Chiropractic	Regional Health Coordinator at Van Buren ISD
Health Information Technician at HealthCall	Registered Behavior Tech at Trumpet Behavioral
Homecare Coordinator at Senior Services of Southwest Michigan	Registrar at McLaren Greater Lansing
Lab Technician at Zoetis	Rehabilitation Technician at Independence Rehab
Medical Assistant at Mercy Health	Retention Rep at Charter Communications
Medical Assistant at Michigan Medicine	Shift Supervisor at HomeLife
Medical Office Assistant at Glen Ellyn Family Eye Care	Staff Coordinator at MI Personalized Home Care
MRI Clinical Assistant at South Bend Orthopedic Associates	Surgery Care Center Coordinator at Borgess
	Utilization Analyst at Kaiser Permanente
	WIC Peer Counselor at Kalamazoo County

Sample Continuing Education Choices

Associates in Nursing at Jackson College	Masters in OT at Davenport University
Bachelors in Nursing at Michigan State University	Masters in OT at Elmhurst College
Certification Program in Radiology at Arizona State	Masters in OT at GVSU
Doctorate in Audiology at WMU	Masters in OT at Midwestern University
Doctorate in OT at Midwestern University	Masters in OT at Wayne State University
Doctorate in Physical Therapy at GVSU	Masters in OT at WMU
Masters in Blind and Low Vision Studies at WMU	Masters in PT at GVSU
Masters in Biomedical Science at Roosevelt University	Masters in PT at University of Colorado
MBA at University of Michigan-Flint	Masters in Physician Assistant at WMU
Masters in Chemistry at WMU	Masters in Psychology at Kaplan University
Masters in Counseling Psychology at WMU	Masters in Public Health at EHESP in Paris
Masters in Educational Leadership at WMU	Masters in Social Work at WMU

Nursing

Post-Graduation Activity

97% of undergraduates and 100% of graduate degree recipients were actively engaged.

	Undergraduate degrees		Graduate degrees	
	count	percent	count	percent
Actively Engaged	75	97%	5	100%
Employed full time	74	96%	5	100%
Continuing education	1	1%	0	0%
Not Actively Engaged	2	3%	0	0%
Looking for work	1	1.5%	0	0%
Other commitments (e.g. family, travel, etc.)	1	1.5%	0	0%

Full-time Employment

- Median salary for undergraduates was \$50,000 to \$55,000 (based on 66 responses).
- Median salary for graduate degrees was \$70,000 to \$75,000 (based on 7 responses from 2015-16 and 2016-17).
- 91% were located in Michigan.
- 100% indicated their job was related to their degree.
- 99% were satisfied with their job.

About the Data

Graduating students were asked to provide their information through the WMU Post-Graduation Activity Survey within three months of their date of graduation. Some additional data was obtained from students' public professional profiles.

Degree recipients	Post-graduation data was obtained for	
140	82 graduates (59%)	
	Graduates	Responses
Bachelor's	135	77 (57%)
Master's	5	5 (100%)

Nursing

Sample Job Titles and Employers

Registered Nurse at Alamo Nursing Home
Registered Nurse at Beacon Health
Registered Nurse at Beaumont Health
Registered Nurse at Bronson
Registered Nurse at Lakeland Regional Medical Center
Registered Nurse at Loyola University Medical Center
Registered Nurse at ProMedica
Registered Nurse at Spectrum Health
Registered Nurse at St. John Providence Health System
Registered Nurse at State of Michigan
Registered Nurse at Thornapple Manor
Registered Nurse at Three Rivers Health
Registered Nurse at UCLA Medical Center
Registered Nurse at University of Michigan
Registered Nurse at University of Pittsburgh Medical Center
Registered Nurse Team Leader at Thornapple Manor
Staff Nurse at Bronson
Staff Nurse, RN, NICU at St. Joe Health System
Supervisor-Nurse Family Partnership at Kalamazoo County Health and Community Services
System Orthopedic Service Line Administrator at Bronson
Workers' Compensation Administrator at Kellogg's

Sample Continuing Education Choices

Certification Program in Chemotherapy/Biohazards

Occupational Therapy

Post-Graduation Activity

97% of undergraduates and 75% of graduate degree recipients were actively engaged.

	Undergraduate degrees		Graduate degrees	
	count	percent	count	percent
Actively Engaged	36	97%	58	75%
Employed full time	2	5%	36	47%
Employed part time	0	0%	3	3%
Continuing education	34	92%	19	25%
Not Actively Engaged	1	3%	19	25%
Looking for work	1	3%	18	24%
Other commitments (e.g. family, travel, etc.)	0	0%	1	1%

Full-time Employment

- Median salary for graduate degrees was \$60,000 to \$65,000 (based on 18 responses).
- 73% were located in Michigan.
- 100% indicated their job was related to their degree.
- 83% were satisfied with their job.

About the Data

Graduating students were asked to provide their information through the WMU Post-Graduation Activity Survey within three months of their date of graduation. Some additional data was obtained from students' public professional profiles.

Degree recipients	Post-graduation data was obtained for	
138	114 graduates (83%)	
	Graduates	Responses
Bachelor's	41	37 (90%)
Master's	97	77 (79%)

Occupational Therapy

Sample Job Titles and Employers

Home Health Aide at Area Agency on Aging of Western Michigan
Occupational Therapist at Agility Health
Occupational Therapist at Bronson
Occupational Therapist at CompHealth
Occupational Therapist at Concept Rehabilitation
Occupational Therapist at Detroit Medical Center, Rehabilitation Institute of Michigan
Occupational Therapist at Hand Therapy of Michigan
Occupational Therapist at Henry Ford Health System
Occupational Therapist at Holland Hospital
Occupational Therapist at Hurley Medical Center
Occupational Therapist at Independence Rehab
Occupational Therapist at Kindred/Gentiva
Occupational Therapist at Lakeland Health
Occupational Therapist at Mary Free Bed
Occupational Therapist at Nova Care Kids
Occupational Therapist at Presence Health
Occupational Therapist at ProCare Therapy
Occupational Therapist at Research Medical Center
Occupational Therapist at Seton Hospital
Occupational Therapist at St. Marcy Mercy Hospital
Occupational Therapist at WellBridge Group
OTR at Aegis Therapies
OTR at HCR Manor
OTR at Lakeland Health
Pediatric Occupational Therapist at Physio

Sample Continuing Education Choices

Masters in Occupational Therapy at WMU

Physician Assistant

Post-Graduation Activity

100% of degree recipients were actively engaged.

	count	percent
Actively Engaged	34	100%
Employed full time	29	85%
Employed part time	2	6%
Continuing education	1	3%
Military service	2	6%

Full-time Employment

- Median salary was \$95,000 to \$100,000 (based on 23 responses).
- 89% were located in Michigan.
- 100% indicated their job was related to their degree.
- 96% were satisfied with their job.

Sample Job Titles and Employers

Cardiothoracic Critical Care PA at Spectrum Health
Emergency Room PA at South West Michigan
Emergency Services
ER at Physician HealthCare Network in St. Clair
County Michigan
Family Medicine PA at Rosewood Healthcare
Family Practice PA at Westside Medical Center
Orthopedic PA at Borgess
Pediatric PA at Borgess
Physician Assistant at Borgess
Physician Assistant at Bronson
Physician Assistant at FastMed Urgent Care
Physician Assistant at Henry Ford Health System

Physician Assistant at Hospital for Special Surgery
Physician Assistant at KEA
Physician Assistant at Lansing Urgent Care
Physician Assistant at Loyola University Chicago
Physician Assistant at Mendelson Kornblum Orthopedic
and Spine Surgeons
Physician Assistant at Saint Joseph Mercy Health System
Physician Assistant at Sparrow Hospital
Physician Assistant at St. John Hospital and Medical
Center
Physician Assistant at Three Rivers Health
Physician Assistant at United States Army National Guard
PA at Vascular Surgery Bronson Battle Creek
Vascular Surgery PA at Oaklawn Hospital

About the Data

Graduating students were asked to provide their information through the WMU Post-Graduation Activity Survey within three months of their date of graduation. Some additional data was obtained from students' public professional profiles.

Master's degree recipients

39

Post-graduation data was obtained for

34 graduates (87%)

Social Work

Post-Graduation Activity

93% of undergraduates and 91% of graduate degree recipients were actively engaged.

	Undergraduate degrees		Graduate degrees	
	count	percent	count	percent
Actively Engaged	38	93%	85	91%
Employed full time	20	49%	78	84%
Employed part time	2	5%	5	5%
Continuing education	15	37%	2	2%
Volunteering full time	1	2%	0	0%
Not Actively Engaged	3	7%	8	9%
Looking for work	3	7%	6	6%
Other commitments (e.g. family, travel, etc.)	0	0%	2	3%

Full-time Employment

- Median salary for undergraduates was \$30,000 to \$35,000 (based on 12 responses).
- Median salary for graduate degrees was \$40,000 to \$45,000 (based on 45 responses).
- 95% were located in Michigan.
- 94% indicated their job was related to their degree.
- 88% were satisfied with their job.

About the Data

Graduating students were asked to provide their information through the WMU Post-Graduation Activity Survey within three months of their date of graduation. Some additional data was obtained from students' public professional profiles.

Degree recipients	Post-graduation data was obtained for	
209	134 graduates (64%)	
	Graduates	Responses
Bachelor's	68	41 (60%)
Master's	141	93 (66%)

Social Work

Sample Job Titles and Employers

ACT Team Advocate at InterAct of Michigan	Medical Social Worker at Spectrum Health
Adolescent Guidance Specialist at Fairbanks Hospital	Mental Health Therapist at Community Mental Health Authority
AmeriCorps Vista at Communities In Schools	MultiSystemic Therapist at Guidance Center
Associate Therapist at Berrien County Council for Children	Outpatient Mental Health Therapist at Community Mental Health of St. Joseph County
Campus Coach at WMU	Program Assistant at 9th Circuit Drug Treatment Court
Care Manager at Nawaygo County Mental Health	Program Director at MRC Industries
Case Manager at Arbor Circle	Program Therapist at Bethany Christian Services
Case Manager at Bethany Christian Services	Psychotherapist Fellow at Psychiatric and Psychological Specialties
Case Manager at Family and Children Services	Recreation Therapy Assistant at Holland Home
Case Manager at InterAct of Michigan	School Social Worker at Allegan Public Schools
Case Manager at Mid-Michigan Recovery Services	School Social Worker at Holland Public Schools
Case Manager at The Right Door	School Social Worker at Lewis Cass ISD
Case Manager at Hiawatha Behavioral Health	Service Specialist at State of Michigan
Child Protective Services at State of Michigan	Social Services Associate at Christopher House
Children's Services Specialist at State of Michigan	Rehabilitation and Care Community
Clinical Social Worker at Grand Traverse Band of Ottawa and Chippewa Indians	Social Services Director at Countryside Nursing Home and Rehab South Haven Michigan
Clinical Specialist at ProtoCall Services	Social Worker at Family Outreach Center
Clinical Support Specialist at Community Healing Centers	Social Worker at Sanctuary at McAuley
Community Outreach Advocate at Mel Trotter Ministries	Social Worker at VA Hospital
Community Support Specialist at Thresholds	Substance Abuse Counselor at Eastside Outpatient Services
Crisis Therapist at Family and Children Services	Substance Abuse Services Clinician at InterAct
Developmental and Community Services Supports Coordinator at Hope Network	SUD Case Manager at Oakdale Recovery Center
Direct Care Counselor at D.A. Blodgett-St. John's	Supports Coordinator/Social Worker at Thresholds
Director of Social Work at Medilodge of East Lansing	Therapist at Centered on Wellness
Family Advocate at YWCA	Therapist at Community Mental Health Authority
Foster Home Licensing Supervisor at Bethany Christian Services	Therapist at Partners in Behavioral Wellness
Foster Care Case Manager at Samaritas	Training Coordinator at Southwest Michigan Children's Trauma Assessment Center
HS Guidance Counselor at Pennfield High School	Trauma Focused Cognitive Behavioral Therapist at Big Brothers Big Sisters
HR Specialist at Stryker	Youth Specialist at Kalamazoo County Juvenile Home
Intake Clinician at Community Mental Health Authority	
Intake Therapist at Berrien Mental Health Authority	
Master Social Worker at Davita	
Masters Level Clinician at HealthWest	
Maternal Infant Health Provider at Cradle Connections	
Medical Social Worker at Grace Hospice	

Sample Continuing Education Choices

Certificate in Alcohol and Drug Abuse at WMU	Masters in Social Work at Michigan State University
Masters in Social Justice Policy at Univ of Melbourne	Masters in Social Work at University of Michigan
Masters in Social Work at Aurora University	Masters in Social Work at University of Tennessee
Masters in Social Work at Howard University	Masters in Social Work at WMU

Speech Pathology and Audiology

Post-Graduation Activity

92% of undergraduates and 92% of graduate degree recipients were actively engaged.

	Undergraduate degrees		Graduate degrees	
	count	percent	count	percent
Actively Engaged	22	92%	24	92%
Employed full time	5	21%	23	88%
Employed part time	0	0%	1	4%
Continuing education	17	71%	0	0%
Not Actively Engaged	2	8%	2	8%
Looking for work	1	4%	2	8%
Other commitments (e.g. family, travel, etc.)	1	4%	0	0%

Full-time Employment

- Median salary for undergraduates was \$17,500 to \$22,500 (based on 6 responses from 2015-16 and 2016-17).
- Median salary for graduate degrees was \$50,000 to \$55,000 (based on 18 responses).
- 54% were located in Michigan.
- 86% indicated their job was related to their degree.
- 86% were satisfied with their job.

About the Data

Graduating students were asked to provide their information through the WMU Post-Graduation Activity Survey within three months of their date of graduation. Some additional data was obtained from students' public professional profiles.

Degree recipients	Post-graduation data was obtained for		
	50 graduates (79%)		
	Graduates	Responses	
Bachelor's	29	24	(83%)
Master's	28	21	(75%)
Doctoral	6	5	(83%)

Speech Pathology and Audiology

Sample Job Titles and Employers

Audiologist at Ascent Audiology and Hearing
Audiologist at Broadmoor Hearing Clinic
Audiologist at Grand Rapids Ear, Nose, and Throat
Audiologist at Penobscot Community Healthcare
Audiologist at South Bend Clinic
Behavior Technician at Gateway Pediatric Therapy
Customer Service Representative at Electro-Matic
Material Developer at Reading Success Plus
Office Manager at Samaritas
Speech Associate at Chicago Speech Therapy
Speech Language Pathologist at DotCom Therapy
Speech Language Pathologist at Genesee School District
Speech Language Pathologist at Hillsdale ISD
Speech Language Pathologist at Macomb ISD
Speech Language Pathologist at Oconee County School District
Speech Language Pathologist at Renewal Rehab
Speech Language Pathologist at Sava Healthcare
Speech Language Pathologist at School District of Oconee County
Speech Language Pathologist at Soliant Health
Speech Language Pathologist at South Lake Public Schools
Speech Language Pathologist at Synergy Care
Speech Language Pathologist at Winnebago County Special Education Cooperative

Sample Continuing Education Choices

Doctorate in Audiology at WMU
Masters in Bilingual Speech Language Pathology at North Carolina Central University
Masters in Communication Sciences and Disorders at Wayne State University
Masters in Speech and Language Pathology at Andrews University
Masters in Speech and Language Pathology at Northeastern University
Masters in Speech and Language Pathology at Wayne State University
Masters in Speech and Language Pathology at WMU

Interdisciplinary Programs




Evaluation220

Health Informatics and Information Management..... 221

Telecommunications and Information Management..222

University Studies 223



Evaluation

Post-Graduation Activity 2015–16 and 2016–17

89% of degree recipients were actively engaged.

	count	percent		count	percent
Actively Engaged	8	89%	Not Actively Engaged	1	11%
Employed full time	8	89%	Looking for work	1	11%

Full-time Employment

- 63% were located in Michigan.
- 100% indicated their job was related to their degree.
- 100% were satisfied with their job.

Sample Job Titles and Employers

Assistant Professor at King Khalid University
Assistant Professor at West Virginia University
Associate Professor of Business at Catawba College
Director at Ferris State University
Research Project Manager at WMU
Senior Research Associate at WMU Evaluation Center

About the Data

Graduating students were asked to provide their information through the WMU Post-Graduation Activity Survey within three months of their date of graduation. Some additional data was obtained from students' public professional profiles.

All information is based on the most recent data from 2016–17 graduates, combined with data from 2015–16 graduates which was collected near the time of their graduation. We report two years of data together due to low numbers of responses.

Doctoral degree recipients

10

Post-graduation data was obtained
for

9 graduates (90%)

Health Informatics and Information Management

Post-Graduation Activity

90% of degree recipients were actively engaged.

	count	percent		count	percent
Actively Engaged	9	90%	Not Actively Engaged	1	10%
Employed full time	9	90%	Other commitments (e.g. family, travel, etc.)	1	10%

Full-time Employment

- Median salary was \$55,000 to \$60,000 (based on 5 responses).
- 89% were located in Michigan.
- 100% indicated their job was related to their degree.
- 100% were satisfied with their job.

Sample Job Titles and Employers

Analyst at Bronson	Patient Care Coordinator at Briarwood Valley
Client Service Representative at PlanSource	Dentistry
Data Analyst at BackOffice Associates	Plant Buyer/Accounting at Fabri-Kal
Health Record Support Specialist at Kalamazoo	Product Development and Operations at
Community Health Mental Health	EastPoint Sports
Master Data Management Analyst at Stryker	Support Analyst at Crowe Horwath

About the Data

Graduating students were asked to provide their information through the WMU Post-Graduation Activity Survey within three months of their date of graduation. Some additional data was obtained from students' public professional profiles.	Bachelor's degree recipients
	10
	Post-graduation data was obtained for
	10 graduates (100%)

Telecommunications and Information Management

Post-Graduation Activity

100% of degree recipients were actively engaged.

	count	percent
Actively Engaged	7	100%
Employed full time	4	57%
Continuing education	2	29%
Military service	1	14%

Full-time Employment

- Median salary was \$40,000 to \$45,000 (based on 5 responses from 2015-16 and 2016-17).
- 100% were located in Michigan.
- 100% indicated their job was related to their degree.
- 100% were satisfied with their job.

Sample Continuing Education Choices

Masters in Applied Analytics at Columbia

Masters in Information Sciences at Ball State University

Sample Job Titles and Employers

Business Systems Analyst at Lippert Components

Telecommunications Operations at US Army National Guard

IT Coordinator at Terra Contracting

IT Helpdesk Administrator at Dimplex Thermal Solutions

Network and Systems Operation at Spectrum Health

Network Technician at Eaton County Information Systems

Network Technician at WMU

Technical Analyst at Comerica Bank

About the Data

Graduating students were asked to provide their information through the WMU Post-Graduation Activity Survey within three months of their date of graduation. Some additional data was obtained from students' public professional profiles.

Bachelor's degree recipients

8

Post-graduation data was obtained
for

7 graduates (88%)

University Studies

Post-Graduation Activity

90% of degree recipients were actively engaged.

	count	percent
Actively Engaged	187	90%
Employed full time	156	75%
Employed part time	8	4%
Continuing education	23	11%
Not Actively Engaged	21	10%
Looking for work	14	7%
Other commitments (e.g. family, travel, etc.)	7	3%

Full-time Employment

- Median salary was \$40,000 to \$45,000 (based on 96 responses).
- 77% were located in Michigan.
- 44% indicated their job was related to their degree.
- 84% were satisfied with their job.

About the Data

Graduating students were asked to provide their information through the WMU Post-Graduation Activity Survey within three months of their date of graduation. Some additional data was obtained from students' public professional profiles.

Bachelor's degree recipients
306
Post-graduation data was obtained for
208 graduates (68%)

"I enjoyed the online program. Classes were more fun and interactive than I expected."

"I really enjoyed this experience! Getting my degree online was a perfect fit for my lifestyle."

University Studies

Sample Job Titles and Employers

Account Manager at Infinity Consulting Solutions	IT Support Specialist at Caner and Hematology Centers
Account Sales Representative at TRW Automotive	Lab Technician at Prairie Farms
Admissions Representative at Universal Technical Institute	Manufacturing Engineer at Mann+Hummel
Analyst at Bronson	Marketing Specialist at Accelerate Events
Animal Technician at University of Michigan	Material Planner at Kimberly Clark
Area Manager at Amazon	National Sales Manager at New Sunshine
Behavior Technician at Residential Opportunities Inc.	Pharmaceutical Sales Representative at Pfizer
Brand Marketing Specialist at SpartanNash	Police Officer at Kzoo Department of Public Safety
Compliance Officer at US Medical Management	Production Activity Technician at Pfizer
Continuous Improvement Coordinator at Autocam Precision Components Group of NN	Production Specialist at Stryker
Corporate Controller at Hayashi Telempu North America	Program Analyst at Defense Logistics Agency
Correction Officer at State of Michigan	Program Associate at Make-A-Wish Michigan
Customer Service Designer at Consumers Energy	Project Control Specialist at Taplin Holdings
Customer Service Manager at American Airlines	Project Manager at Department of Veterans Affairs
Database Applications Specialist at Jackson County ISD	Project Manager at Goyette Mechanical
Deputy Sheriff at Calhoun County Sheriff's Office	Project Manager at Snyder Construction
Director of Customer Service at Impact Label Corporation	Quality Control Analyst at Orion Construction
Director-Design at OnDeck	Quality Engineer at Byrne Electrical Specialists
Education Partner Representative at Davenport University	Report Coordinator at MPI Research
e-HR Analyst at Henry Ford Health System	Resolution Specialist at Defense Logistics Agency
Engineering Technologist at General Motors	Safety Data Analyst at Aerotek
Environmental Specialist at DTE Energy	Sales Coordinator at Perrigo
Executive Brand Manager at Fresh Nation	Sales Support at Stryker
Fermentation Technologist at MSU Bioeconomy Institute	Software Analyst at Intel
Financial Professional at AXA Advisors	Sourcing Specialist at Acscent Services Group
Fulfillment Associate at Amazon	SQM Engineer at Perrigo
Graduation/Records Coordinator at Schoolcraft College	Sr. Manager at Thermo Fisher Scientific
Help Desk Coordinator at WMU	Sr. Operations Specialist at Nolan Transportation
HR Auditor at Centria Healthcare	STEP Program Manager at WMU
HVD Field Leader at Consumers Energy	Supervisor at Charter Communications
IT Specialist at Professional Educational Services Group	Supervisor Patient Access at Bronson
Instructional Assistant at Seminole County School District	Training Coordinator at BDN Industrial Hygiene
Instructor at DERA Forensic Group	
Intelligence Analyst at Michigan State Police	

Sample Continuing Education Choices

Bachelors in Biomedical Science at WMU	Masters in Movement and Leisure Science at University of Idaho
JD at Robert H McKinney	Masters in Social Work at GVSU
Masters in Communication at Walden University	Masters in Social Work at WMU
Masters in Counseling at University of Colorado	Masters in Speech and Language Pathology at GVSU
Masters in HESA at Indiana State University	Masters in Sports Management at WMU
Masters in HR at Central Michigan University	

Lee Honors College



Lee Honors College

WESTERN MICHIGAN UNIVERSITY

Lee Honors College

Post-Graduation Activity

94% of all Lee Honors College graduates were actively engaged.

	count	percent
Actively Engaged	116	94%
Employed full time	61	50%
Employed part time	7	6%
Continuing education	46	37%
Volunteering full time	2	2%
Not Actively Engaged	7	6%
Looking for work	5	4%
Other commitments (e.g. family, travel, etc.)	2	2%

"I love WMU. Great people, positive environment. I could not have asked for a better college experience."

The Post-Graduation Activity Survey was sent to all of the 138 students who earned a bachelor's degree from Lee Honors College between August 2016 and June 2017. We obtained data for 123 graduates (89%).

Salary Ranges for Full-Time Employment

<i>Number of Responses</i>	<i>38</i>
25 th percentile	\$30,000-\$35,000
50 th percentile	\$40,000-\$45,000
75 th percentile	\$60,000-\$65,000

"I feel well prepared for what will come next for me after graduating and cannot say how much WMU has taught me not only in the classroom, but also outside of the classroom."

Full-time Employment Highlights

- 74% had a job in Michigan.
- 87% had a job related to their degree.
- 82% were satisfied with their job.

Continuing Education

- 37% of Lee Honors respondents are pursuing further education after graduating from WMU.
- After graduation, 63% of Lee Honors respondents are pursuing masters degrees, 20% doctoral, 15% professional schools, and 2% bachelors degrees.
- 41% are continuing education at WMU, and the remaining 59% will attend 13 different institutions.

98% of all Lee Honors College graduates completed experiential education.

Top Experiential Education Employers

Borgess	KRESA	WMU
Bronson	Mattawan Consolidated Schools	WMU-Sustainability Office
Eaton	Otsego High School	WMU-Unified Clinics
Flexfab	Portage Public Schools	WoodsEdge Learning Center
Kalamazoo Public Schools		Zoetis

Lee Honors College

Sample Job Titles and Employers

Analyst at Detroit Venture Partners
Assistant Media Planner at Carat
Assistant Technical Designer at Edwards Garment
Associate Director at Mahle
Civil Engineer at Mannik and Smith Group
Client Services and Process Specialist at HUMANE^X
Communications Specialist at Nottawaseppi Huron Band of the Potawatomi
Contractor at Business Excellence Professionals Consulting
Database Manager at Beauty and Baskets
Design Engineer at CTS Corporation
Distribution Operations Manager at Target
Emergency Medical Technician at Mobile Medical Response
Engineering Associate at Nuclear Generation Group of American Electrical Power
Flight Controls and Handling Qualities Flight Test Engineer at Lockheed Martin
Geology/Survey Assistant at Kaibab National Forest
Global Academia Social Media Strategist at GDPR POC for Academia and Education
Graphic Designer at Graham Hanson Design
Housing Program Specialist at Kalamazoo Community Mental Health
Intern at Walt Disney Company
Jr. Graphic Designer at Graham Hanson Design
Manufacturing Engineer at AAM
Marketing and Promotions at Detroit Lions
Marketing Associate at Crawlspace Theatre Productions
Marketing Consultant at Clarity Quest Marketing
Mechanical Engineer at Lindberg/MPH
Music and Band Teacher at Grand Ledge Public Schools
Photo Restoration Artist at Lauren Marino Studios
Private Event Services Coordinator at Olympia Entertainment
Process Engineer at Amway
Process Engineer at New-Indy Containerboard
Procurement Business Representative at Marathon Petroleum
Project Engineer at AVB Construction
Purchasing Graduate Development Program at Rolls Royce North America
Quality Assurance Assistant at Arvco Container
Registered Nurse at Bronson
Research Associate at J.D. Power
Social Media Manager at Startup Grind Lansing
Software Development Engineer at Advanced Micro Devices
Special Education Teacher at Essexville-Hampton Public Schools
Structural and Applications Engineer at Tubelite
Systems Engineer at Eaton
Technical Sales at Bastian Solutions
Youth Development Professional at Boys and Girls Club

Sample Continuing Education Choices

Doctorate in Audiology at WMU
Doctorate in History at University of Cincinnati
Doctorate in Mathematics at WMU
Doctorate in Physical Therapy at Wayne State University
Doctorate in Physician Assistant at GVSU
JD at WMU Cooley Law School
Masters in Accountancy at WMU
Masters in Airport Planning and Management at Cranfield University, UK
Masters in Behavior Analysis at University of Maryland
Masters in Behavior Analysis at WMU
Masters in Biology at WMU
Masters in Career and Technical Education at WMU
Masters in Dietetics at Grand Valley State University
Masters in Electrical Engineering at WMU
Masters in Human Resources and Labor Relations at MSU
Masters in Library and Information Science at Wayne State
Masters in Literacy Development and Instruction at Cleveland State University
Masters in Mechanical Engineering at WMU
Masters in Microbiology at WMU
Masters in Occupational Therapy at WMU
Masters in Performing Arts at Savannah College of Art and Design
Masters in Public Policy at University of Michigan
Masters in Speech and Language Pathology at Northeastern University
Masters in Speech and Language Pathology at WMU
Masters in Structural Engineering at University of Michigan
MD at Central Michigan University
MD at WMU Homer Stryker M.D. School of Medicine

National Salary Data

National Association of Colleges and Employers
NACE
Salary Data
www.naceweb.org



National Salary Data

The National Association of Colleges and Employers (NACE) publishes salary surveys based on data obtained from higher education institutions participating in the NACE national First Destination Survey initiative and from employers. Below we offer salary medians from the most recent NACE Salary Surveys — Fall 2016 (data reported by colleges and universities, Spring 2017 (data reported by colleges and universities), and Winter 2017 (data reported by employers).

Bachelor's Degrees

<i>Major</i>	<i>Winter 2016</i>	<i>Spring 2017</i>	<i>Fall 2016</i>
Accountancy	\$55,000	\$55,305	\$53,980
Advertising and Promotion	\$51,000	\$37,804	\$37,169
Aerospace Engineering	\$64,000	\$60,168	\$62,154
Anthropology	-	\$34,007	\$48,500
Applied Mathematics	-	\$57,159	\$41,400
Art	\$50,000	\$39,685	\$30,000
Art Education	-	-	\$31,821
Biological Sciences	\$59,000	\$34,264	\$33,034
Biomedical Sciences	-	-	\$33,034
Chemical Engineering	\$68,500	\$67,998	\$70,012
Chemistry	\$57,000	\$43,803	\$45,000
Civil Engineering	\$62,244	\$57,500	\$56,000
Classical Languages	-	-	\$44,500
Communication	\$51,000	\$38,533	\$37,935
Computer Engineering	\$65,500	\$74,008	\$64,944
Computer Information Systems	\$60,000	\$60,852	\$60,818
Computer Science	\$65,000	\$74,500	\$70,995
Construction Engineering	\$59,000	\$60,500	\$57,661
Criminal Justice	-	\$39,135	\$38,276
Dance	\$50,000	\$39,833	\$30,000
Dietetics	-	\$40,500	\$32,500
East Asian Languages	-	\$26,133	\$33,500
Earth Science	-	\$44,100	\$36,112
Economics	\$55,000	\$55,638	\$44,426
Economics: Business	\$55,000	\$53,971	\$58,582
Education	-	\$35,801	\$38,000
Electrical Engineering	\$67,000	\$67,607	\$70,068
Engineering Design Technology	\$63,000	-	\$43,750
English	\$50,000	\$34,750	\$37,119
English: Rhetoric and Writing Studies	-	\$31,871	\$31,603
Environmental and Sustainability Studies	\$59,000	\$45,300	\$33,667
Family and Consumer Sciences	-	\$31,927	\$31,703
Family Studies	-	\$30,263	\$32,500
Fashion Merchandising and Design	-	\$41,486	\$36,500
Film, Video, and Media Studies	-	\$38,900	\$38,553
Finance	\$55,000	\$55,471	\$50,247
Gender and Women's Studies	-	\$34,500	\$32,000

National Salary Data

Bachelor's Degrees (cont.)

<i>Major</i>	<i>Winter 2016</i>	<i>Spring 2017</i>	<i>Fall 2016</i>
Geography	-	\$44,598	\$53,767
Geography–Community and Regional Planning	-	\$45,658	\$42,333
Geology	\$55,000	\$44,100	\$36,112
Global and International Studies	-	\$41,352	\$51,000
Graphic Design	\$50,000	\$40,813	\$37,900
Health Education	-	\$32,711	\$33,169
History	\$48,750	\$37,500	\$36,923
Human Resource Management	\$51,000	\$47,500	\$39,580
Industrial and Entrepreneurial Engineering	\$64,064	\$62,957	\$65,247
Integrated Supply Management	\$55,000	\$53,309	\$54,640
Journalism	\$50,000	\$35,496	\$36,033
Management	\$53,500	\$50,871	\$45,765
Manufacturing Engineering Technology	\$64,064	\$59,672	-
Marketing	\$52,250	\$45,756	\$43,472
Mathematics	\$59,750	\$58,597	\$64,100
Mechanical Engineering	\$65,000	\$64,133	\$64,150
Music	\$50,000	\$35,667	\$44,545
Nursing	-	\$52,864	\$49,852
Philosophy	\$47,500	\$41,834	\$45,153
Physical Education	-	\$32,711	\$33,169
Physics	\$63,250	\$54,404	\$62,800
Political Science	\$55,000	\$42,500	\$42,421
Psychology	\$51,928	\$35,024	\$34,094
Public Relations	\$52,000	\$37,804	\$37,169
Recreation	-	\$33,169	\$28,770
Religion	-	\$31,764	\$27,877
Romance Languages	-	\$38,500	\$37,914
Sales and Business Marketing	\$52,000	\$48,383	\$48,568
Secondary Education	-	\$37,998	\$37,775
Social Work	\$50,500	\$32,538	\$31,629
Sociology	\$50,000	\$35,009	\$28,912
Special Education	-	\$36,824	\$34,500
Statistics	\$59,750	\$62,584	\$67,600
Theatre	\$50,000	\$30,884	\$32,400
University Studies	\$50,500	\$43,367	\$38,933
World Languages and Literatures	\$47,500	\$34,000	\$37,667

National Salary Data

Master's Degrees

<i>Major</i>	<i>Winter 2016</i>	<i>Spring 2017</i>	<i>Fall 2016</i>
Aeronautical Engineering	\$70,500	\$74,119	\$78,250
Accountancy	\$62,000	\$55,126	\$52,000
Anthropology	-	\$39,398	-
Art	-	\$43,000	\$48,366
Biological Sciences	\$68,000	\$48,775	\$45,000
Business Administration	\$75,000	\$76,734	\$76,375
Chemical Engineering	\$72,000	\$64,250	-
Chemistry	\$66,500	\$51,834	\$68,000
Civil Engineering	\$65,000	\$61,747	\$62,750
Communication	\$63,500	\$54,945	\$50,780
Comparative Religion	-	\$50,000	-
Computer Engineering	\$75,000	\$80,800	\$72,700
Computer Science	\$76,020	\$75,313	\$93,615
Construction Engineering	-	\$47,800	-
Counselor Education	-	\$43,462	\$40,000
Counseling Psychology	-	\$43,143	\$44,372
Earth Science	-	\$55,000	\$86,000
Economics	\$60,000	\$56,000	\$69,071
Electrical Engineering	\$74,500	\$88,073	\$79,750
Education	-	\$47,170	\$50,105
Educational Leadership	-	\$49,851	\$53,050
Educational Technology	-	\$57,281	\$51,716
English	-	\$47,500	\$36,000
Engineering Technology	\$72,864	\$100,439	-
Family and Consumer Sciences	-	\$40,167	\$37,900
Geography	-	\$57,400	-
Geology	\$66,500	\$55,000	\$86,000
Health and Physical Education	-	\$43,011	\$35,881
History	-	\$41,333	\$55,550
Industrial Engineering	\$70,000	\$76,867	\$78,467
Manufacturing Engineering	\$70,000	-	-
Mathematics	\$75,000	\$63,750	\$67,500
Mechanical Engineering	\$71,000	\$71,149	\$75,297
Music	-	\$43,529	\$45,276
Nursing	-	\$77,726	\$76,807
Philosophy	-	\$42,920	-
Physician Assistant	-	\$104,080	-
Physics	\$71,000	\$60,000	\$68,000
Political Science	\$52,000	\$48,327	\$58,970
Psychology	-	\$42,104	\$47,583
Public Administration	-	\$63,798	\$65,850
Social Work	-	\$44,055	\$44,940
Sociology	-	\$37,000	-
Special Education	-	\$46,927	\$44,000
Statistics	\$75,000	\$82,195	\$67,500
Theatre	-	\$41,500	-

National Salary Data

Doctoral Degrees

<i>Major</i>	<i>Winter 2016</i>	<i>Spring 2017</i>	<i>Fall 2016</i>
Biological Sciences	-	\$58,888	\$44,840
Chemical Engineering	\$94,000	\$87,400	\$76,000
Chemistry	\$88,000	\$74,768	\$62,133
Civil Engineering	-	\$68,333	\$57,500
Computer Engineering	\$100,000	\$96,300	\$103,500
Computer Science	\$115,000	\$129,167	\$93,500
Counseling Psychology	-	\$55,000	\$73,000
Economics	\$75,000	\$105,400	-
Education	-	\$73,269	\$63,666
Educational Leadership	-	\$73,500	\$88,333
Electrical Engineering	\$95,000	\$102,334	\$92,250
English	-	\$42,973	\$49,333
History	-	\$57,500	\$58,133
Industrial Engineering	-	\$93,000	\$63,750
Mathematics	\$98,000	\$75,530	\$64,167
Mechanical Engineering	\$92,000	\$86,470	\$82,000
Physics	-	\$75,956	\$50,000
Political Science	-	\$54,563	\$85,400
Psychology	-	\$54,360	\$51,500
Public Administration	-	\$65,860	-
Sociology	-	\$58,250	\$89,000
Statistics	\$98,000	\$97,500	\$64,167



Career and Student Employment Services

WESTERN MICHIGAN UNIVERSITY

2016-17



11,325
students
served
through
career
education
programming,
advising, and
employer
engagement
activities.

HANDSHAKE

25,191 jobs
4,680 internships
15,271 employers

CAREER EDUCATION

1,750 students in
career advising
179 workshops

EMPLOYER ENGAGEMENT

883 employers at
job fairs
149 programs with
employers

wmich.edu/career | (269) 387-2745 | 1401 Ellsworth Hall

**We empower students to develop
the skills necessary for reaching
their career goals.**

Career decision making
Job skill development
Job attainment



Experience **GOLD**