



Post-Graduation Activity Report

2015-16



WESTERN MICHIGAN UNIVERSITY



Career and Student Employment Services

WESTERN MICHIGAN UNIVERSITY

Post-Graduation Activity Report 2015–16

Compiled by WMU Career and Student Employment Services
Ellsworth Hall | (269) 387-2745 | wmich.edu/career

Survey design, data collection and analysis, and report preparation:

Ewa Urban, Ph.D., Associate Director – Assessment | Ewa.L.Urban@wmich.edu

Amy Galick, Graduate Assistant for Assessment | Amy.E.Galick@wmich.edu

Christopher Shank, Data Analysis Assistant | Christopher.E.Shank@wmich.edu

This version last updated December 14, 2016.

Download the latest report at wmich.edu/career/planning

CONTENTS

Executive Summary	7
About the Data	8
Demographics	9
Western Michigan University Post-Graduation Activity Report	10
Post-Graduation Activity Reports by College, Major and Program	18
College of Arts and Sciences.....	19
Anthropology.....	23
Biology	24
Biomedical Sciences	26
Chemistry	28
Communication	30
Criminal Justice.....	32
Economics	34
English	35
English: Creative Writing.....	38
English: Rhetoric and Writing Studies	39
Environmental and Sustainability Studies	40
Film, Video, and Media Studies.....	41
Gender and Women's Studies	42
Geography	43
Geosciences.....	45
Global and International Studies	47
History	48
International Development Administration.....	50
Journalism.....	51
Mathematics.....	52
Mathematics Education	54
Medieval Studies	55
Organizational Communication	56
Philosophy.....	58
Physics	59
Political Science	60
Psychology Graduate Programs	62
Psychology: Behavioral Science	64
Psychology: General.....	66
Public Administration	68
Public Relations	70
Religion.....	72
Science Education.....	73
Sociology	74
Spanish	76
Statistics	78
World Languages and Literatures	79

CONTENTS

College of Aviation	80
Aviation Flight Science	83
Aviation Maintenance Technology	84
Aviation Management and Operations	85
 College of Education and Human Development	 87
Athletic Training	91
Career and Technical Education	92
Coaching Sport Performance	93
Counseling Psychology	94
Counselor Education	96
Dietetics	98
Educational Leadership	99
Educational Leadership: Higher Education	100
Educational Leadership: Higher Education and Student Affairs	101
Educational Leadership: K12	102
Educational Leadership: Organizational Analysis	104
Educational Technology	105
Elementary Education	106
Evaluation, Measurement, and Research	108
Exercise Science	109
Family Science	111
Fashion Merchandising and Design	113
Food Service Administration	114
Health Education	115
Interior Design	116
Literacy Studies	117
Organizational Learning and Performance	118
Physical Education	119
Practice of Teaching	120
Recreation	121
Secondary Education	123
Social Studies: Secondary Education	124
Sociocultural Studies of Education	125
Special Education	126

CONTENTS

College of Engineering and Applied Sciences.....	128
Aerospace Engineering	132
Chemical Engineering	133
Civil Engineering.....	135
Computer Engineering.....	137
Computer Science	138
Construction Engineering	140
Electrical Engineering	141
Engineering Design Technology	143
Engineering Management.....	144
Engineering Management Technology	145
Graphic and Printing Science	146
Industrial Engineering.....	147
Manufacturing Engineering	149
Manufacturing Engineering Technology	150
Mechanical Engineering.....	151
Paper Engineering.....	153
 College of Fine Arts	 154
Art.....	158
Dance	160
Graphic Design	161
Music.....	162
Music Education	164
Music Therapy	165
Theatre	166
 Haworth College of Business	 168
Accountancy	172
Advertising and Promotion.....	174
Business Administration (MBA)	176
Computer Information Systems	178
EBusiness Marketing	180
Economics in Business.....	181
Finance	182
Food and Consumer Package Goods Marketing.....	184
General Business	186
Human Resource Management	187
Integrated Supply Management.....	189
Management	191
Marketing.....	193
Sales and Business Marketing	195

CONTENTS

College of Health and Human Services.....	197
Alcohol and Drug Abuse	201
Blindness and Low Vision Studies	202
Integrative Holistic Health and Wellness	204
Interdisciplinary Health Sciences	205
Interdisciplinary Health Services.....	206
Nursing	208
Occupational Therapy	210
Physician Assistant.....	212
Social Work.....	213
Speech Pathology and Audiology.....	215
 Interdisciplinary Programs	 217
Evaluation.....	218
Health Informatics and Information Management.....	219
Telecommunications and Information Management	220
University Studies	221
 NACE National Salary Data	 223

EXECUTIVE SUMMARY

Career and Student Employment Services surveyed all (N=5049) WMU students graduating with bachelor's, master's, and doctoral degrees between August 2015 and June 2016.

Data was obtained for 75% of the population (N=3766).

92% of WMU graduates were actively engaged
within three months of graduation.

“Active engagement” is defined as full-time employment (including self-employment and post-graduate internships/fellowships); part-time employment; military service; volunteering full time, and continuing education. Categories not included in active engagement are unemployed and seeking employment, and not seeking employment.

Primary Activity Summary 2015–16

	count	percent		count	percent
Actively Engaged	3470	92%	Not Actively Engaged	296	8%
Employed full time	2686	71%	Unemployed and seeking employment	258	7%
Employed part time	210	6%			
Continuing education	532	14%	Not immediately seeking employment	38	1%
Military service	26	0.6%			
Volunteering full time	16	0.4%			

Full-Time Employment Highlights

- 71% of respondents were employed full time.
- The median salary was \$40,000–\$45,000 based on 1690 reported salaries.
- 84% have a job that is related to their degree.
- 88% are satisfied with their job.
- 76% work in Michigan; 22% work in 44 other U.S. states; and 2% work in 20 countries outside the U.S.

Continuing Education

- 14% of respondents are pursuing further education after graduating from WMU.
- 51% are continuing education at WMU, and the remaining 49% will attend 128 different institutions.

Experiential Education

- 80% of respondents completed an experiential education activity at WMU.

ABOUT THE DATA

Career and Student Employment Services conducts the annual Post-Graduation Activity Survey on behalf of The University. The survey is conducted in accordance with the “**Standards and Protocols for the Collection and Dissemination of Graduating Student Initial Career Outcomes Information**” published by the National Association of Colleges and Employers (NACE).

Three weeks before each graduation, all graduating students receive an email from their college dean, department chairperson, or program director with a personalized link to the Post-Graduation Activity Survey. Survey respondents select one post-graduation activity category: “**working**”; “**pursuing further education or further study**”; “**military service**”; “**volunteering full time (e.g., Peace Corps)**”; “**unemployed and seeking employment**”; and “**not seeking employment or further education within six months after graduation.**”

Nonrespondents receive at least four reminders via email. For the graduates who have not responded to the survey after multiple invitations, we gather employment data from public LinkedIn profiles, and we also ask department chairpersons and faculty to provide any known post-graduation activity information. Overall, 72% of the data in this report was obtained through the online questionnaire and 28% through LinkedIn or department chairs, faculty, and staff.

Post-graduation activity data was updated throughout the year by following up with respondents who indicated they were seeking employment at the time of completing the survey. The data collection cycle ended on October 15, 2016.

Sixty-three percent (63%, N=1690) of respondents working full time reported a salary range. Salary information is reported only for full-time employment, and it includes salaries for jobs outside the United States. We publish median salary ranges for majors/programs with at least five reported salaries. At the end of the report we include national data from the 2016 Salary Surveys published by NACE. All salary data is provided for informational purposes only and is not intended to be used for comparisons or predictions.

The report lists all WMU majors for which sufficient data has been collected. Names of majors in the report align with those listed at wmich.edu/academics. If there are fewer than five primary activity responses for a program (or for one degree level of a program), data from 2014–15 is added and/or similar majors are combined. If there are fewer than five responses for a program from 2014–15 and 2015–16 together, the program is not included in the report. Similarly, two years of employment data (i.e., salary, job satisfaction, etc.) are reported together when fewer than five responses are available from 2015–16. Data from 2014–15 is added only to the individual reports for the majors, not to the overall college or university reports.

There were 282 students who completed two or more undergraduate majors and 8 who completed two master’s degrees during the graduation period. They are included once in each section of the report that corresponds to one of their degrees. No student’s data is ever counted twice in the same report section.

One purpose of this report is to help students with career exploration. To that end, reports for individual majors and programs include sample job titles and employer names. This information was provided by survey respondents from both 2014–15 and 2015–16.

NACE and Career and Student Employment Services acknowledge that the positive impact of a college education cannot be measured merely in terms of employment, earnings, or continued education. The most significant and substantive outcomes of personal and professional growth occur over the lifetime of the individual graduate.

DEMOGRAPHICS 2015–16

The target population for the Post-Graduation Activity Survey includes all WMU students who graduate with **bachelor's, master's, or doctoral degrees during** the year of the report. For 2015–16, we surveyed the 5049 students who earned their degrees between August 2015 and June 2016. Post-graduation activity data was obtained for 3766 graduates, or 75% of the population.*

The tables below show demographic distributions for the survey population and the respondent population. Demographic data was obtained from the WMU Cognos “Degrees Awarded 70.00.20” report.

	All 2015–16 Graduates		Respondents	
Population Totals	5049		3766	
	counts	percent of total	counts	percent of total
Degree Types				
Bachelor's degree	3610	71.5%	2616	69.5%
Master's degree	1312	26.0%	1031	27.4%
Doctoral degree	127	2.5%	119	3.2%
Graduation Semester				
Summer II (August) 2015	544	10.8%	433	11.5%
Fall (December) 2015	1655	32.8%	1245	31.1%
Spring (April) 2016	2247	44.5%	1653	43.9%
Summer I (June) 2016	603	11.9%	435	11.6%
Gender				
Female	2679	53.1%	2039	54.1%
Male	2370	46.9%	1727	45.9%
Race/Ethnicity				
American Indian or Alaska Native	17	0.3%	12	0.3%
Asian	76	1.5%	54	1.4%
Black or African American	418	8.3%	297	7.9%
Hispanic	220	4.4%	154	4.1%
International	409	8.1%	301	8.0%
Native Hawaiian or Other Pacific Islander	9	0.2%	7	0.2%
Two or More Races	138	2.7%	105	2.8%
White	3710	73.5%	2798	74.3%
No response for race/ethnicity	52	1.0%	38	1.0%

* An additional 20 graduates responded to the survey, but declined to provide their post-graduation activity.

WESTERN MICHIGAN UNIVERSITY

Post-Graduation Activity 2015–16

92% of all Western Michigan University graduates were actively engaged.

	All degrees		Undergraduate degrees		Graduate degrees	
	count	percent	count	percent	count	percent
Actively Engaged	3470	92%	2429	93%	1040	91%
Employed full time	2686	71%	1799	69%	887	77%
Employed part time	210	6%	162	6%	48	4%
Continuing education	532	14%	432	17%	100	9%
Military service	26	0.6%	23	1%	3	0%
Volunteering full time	16	0.4%	13	0%	3	0.3%
Not Actively Engaged	296	8%	187	7%	109	9%
Unemployed and seeking employment	258	7%	165	6%	93	8%
Not immediately seeking employment	38	1%	22	1%	16	1%

Survey Population

	Graduates	Responses	
All degrees	5049	3766	(75%)
Bachelor's	3610	2616	(72%)
Master's	1312	1031	(79%)
Doctoral	127	119	(94%)

WESTERN MICHIGAN UNIVERSITY

All Degrees Full-time Employment

- Median salary was \$40,000 to \$45,000 (based on 1690 responses).
- 76% indicated their job was located in Michigan.
- 84% indicated their job was related to their degree .
- 88% were satisfied with their job.
- 44% worked for the same employer before graduation.

Top Employers of WMU Graduates

Undergraduate degrees	Graduate degrees
Bronson	Western Michigan University
PNC Bank	Parker Hannifin
Meijer	Kalamazoo Public Schools
Western Michigan University	Stryker
Stryker	Spectrum Health
Borgess	Borgess
MPI Research	Kalamazoo RESA
Enterprise Rent-A-Car	Pine Rest
Spectrum Health	Kellogg
Kellogg	Bronson
Fiat Chrysler Automobiles	Bethany Christian Services
General Motors	Ferris State University
Whirlpool	Michigan State University
Kalamazoo Public Schools	Portage Public Schools
Gentex	State of Michigan
C.H. Robinson	Dept. of Veterans Affairs
Consumers Energy	Mercy Health

WESTERN MICHIGAN UNIVERSITY

Experiential Education

Respondents were asked: “While at WMU, did you participate in an experiential education activity? (e.g., internship, co-op, practicum, research, service learning, student teaching, senior design project, senior performance project, capstone, or other work experience related to your field of study.) This includes activities that were required or optional in your program.”

80% of all WMU degree recipients participated in an experiential education activity.

	All degrees	Undergraduate degrees	Graduate degrees
All WMU degrees	80%	81%	79%
College of Arts and Sciences	79%	81%	72%
College of Aviation	70%	70%	
College of Education and Human Development	91%	94%	88%
College of Engineering and Applied Sciences	82%	92%	64%
College of Fine Arts	91%	92%	87%
Haworth College of Business	71%	77%	45%
College of Health and Human Services	93%	92%	94%

Top Experiential Education Employers

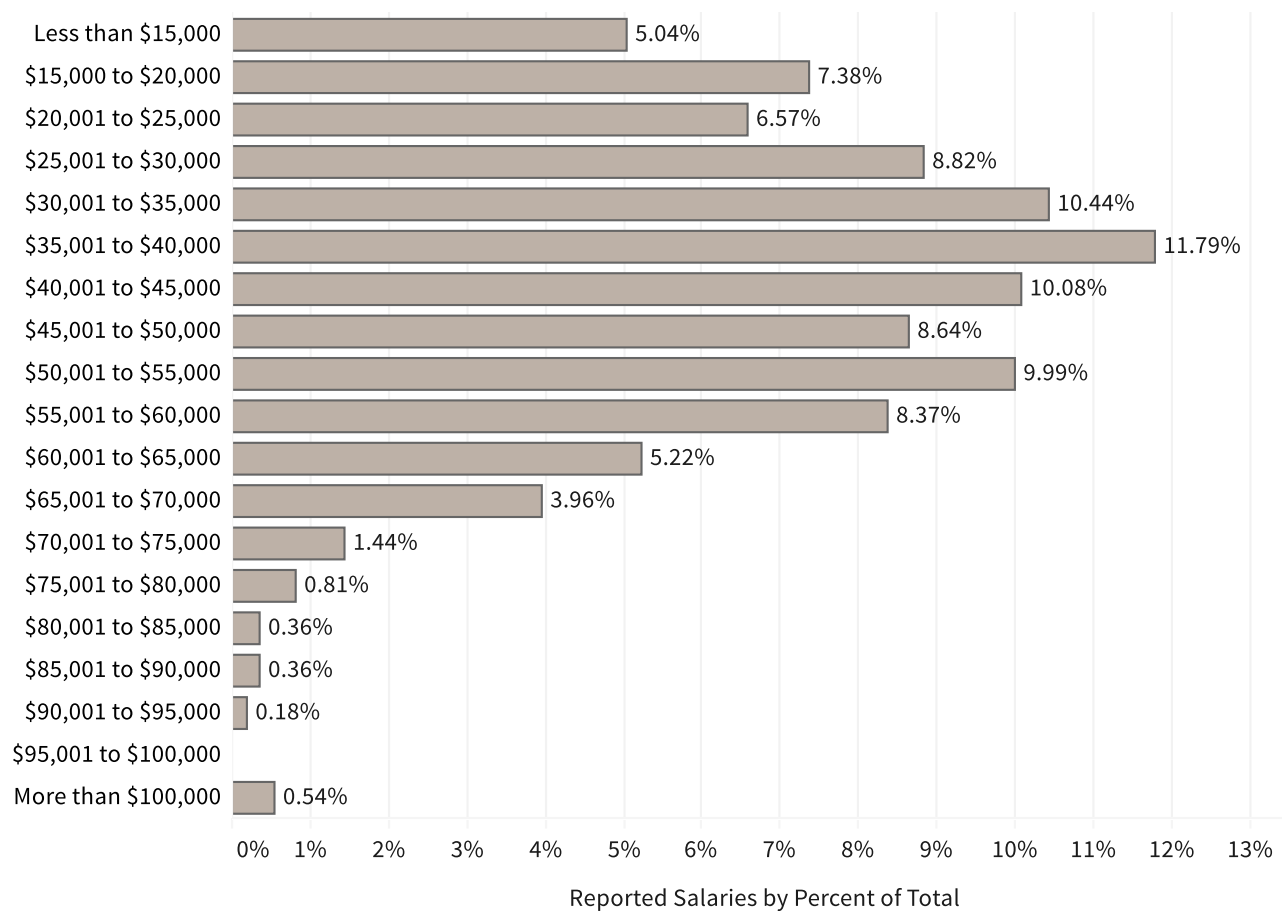
WMU	Gull Lake Community Schools	Steelcase
Bronson	American Axle Manufacturing	Eaton
Kalamazoo RESA	Fiat Chrysler Automobiles	Friendship Village
Borgess	Meijer	Flowserve
Kalamazoo Public Schools	Portage Public Schools	Kalamazoo Autism Center
Spectrum Health	University of Michigan	Mann+Hummel
Battle Creek VA Medical Center	Communities in Schools Kalamazoo	Mary Free Bed Hospital
Bethany Christian Services	Pine Rest	Quicken Loans
Parchment Public Schools	Center for Disability Services	St. John's Hospital
Kellogg	Lakeland Hospital	YWCA
Paw Paw Public Schools	Boys and Girls Club	BDO USA
Stryker	Bureau of Services for Blind Persons	MPI Research
Kalamazoo Psychiatric Hospital	Department of Health and Human Srv.	DENSO
Kalamazoo County	Dunkley International	Ford Motor Company
Gryphon Place	Michigan Dept. of Transportation	Humphrey Products

WESTERN MICHIGAN UNIVERSITY

Undergraduates' Full-time Employment

- Median salary for undergraduates was \$35,000 to \$40,000 (based on 1111 responses).
- 78% indicated their job was located in Michigan.
- 79% indicated their job was related to their degree.
- 87% were satisfied with their job.
- 39% worked for the same employer before graduation.

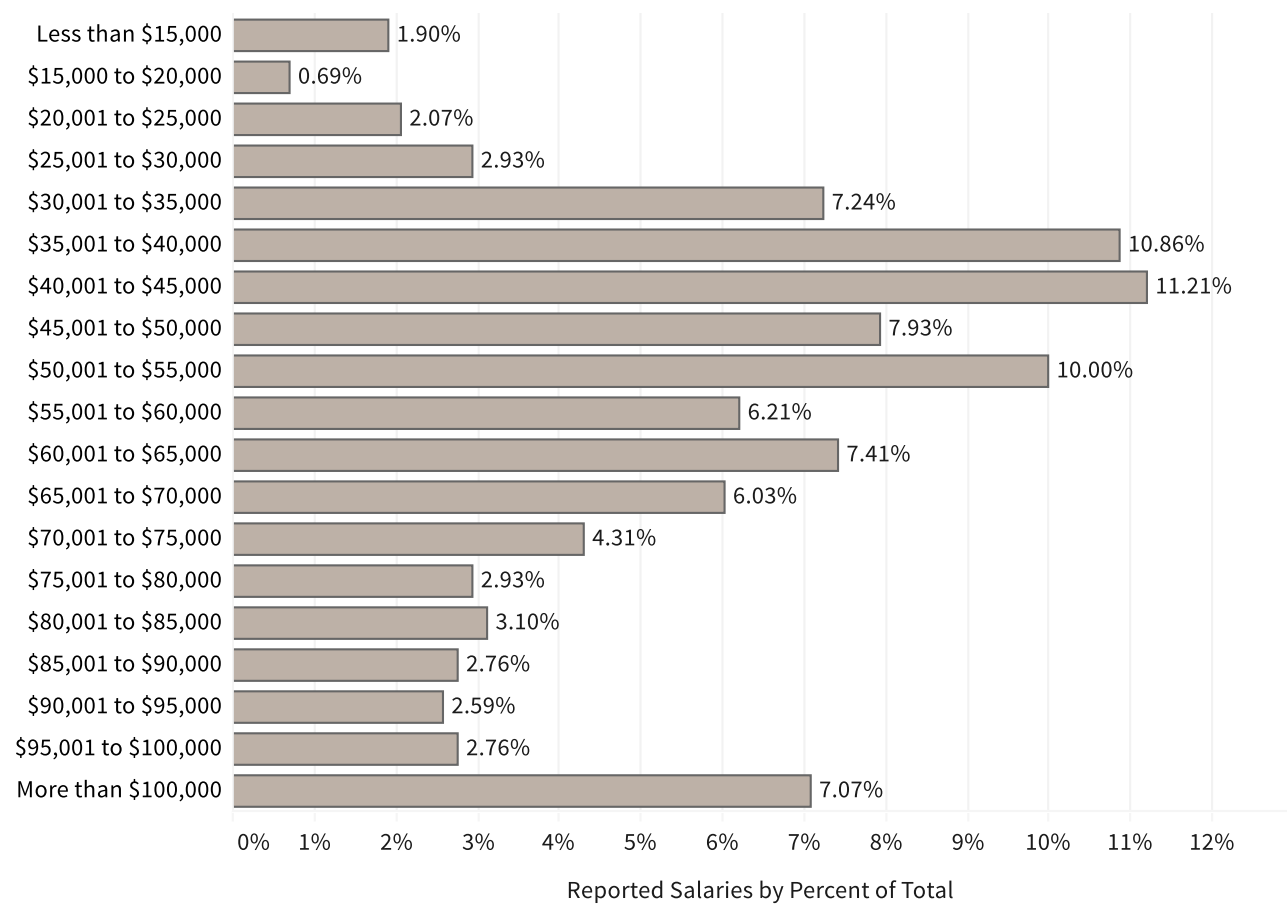
Undergraduate Salaries



Graduate Students’ Full-time Employment

- Median salary for graduate students was \$50,000 to \$55,000 (based on 579 responses).
- 72% indicated their job was located in Michigan.
- 93% indicated their job was related to their degree.
- 89% were satisfied with their job.
- 56% worked for the same employer before graduation.

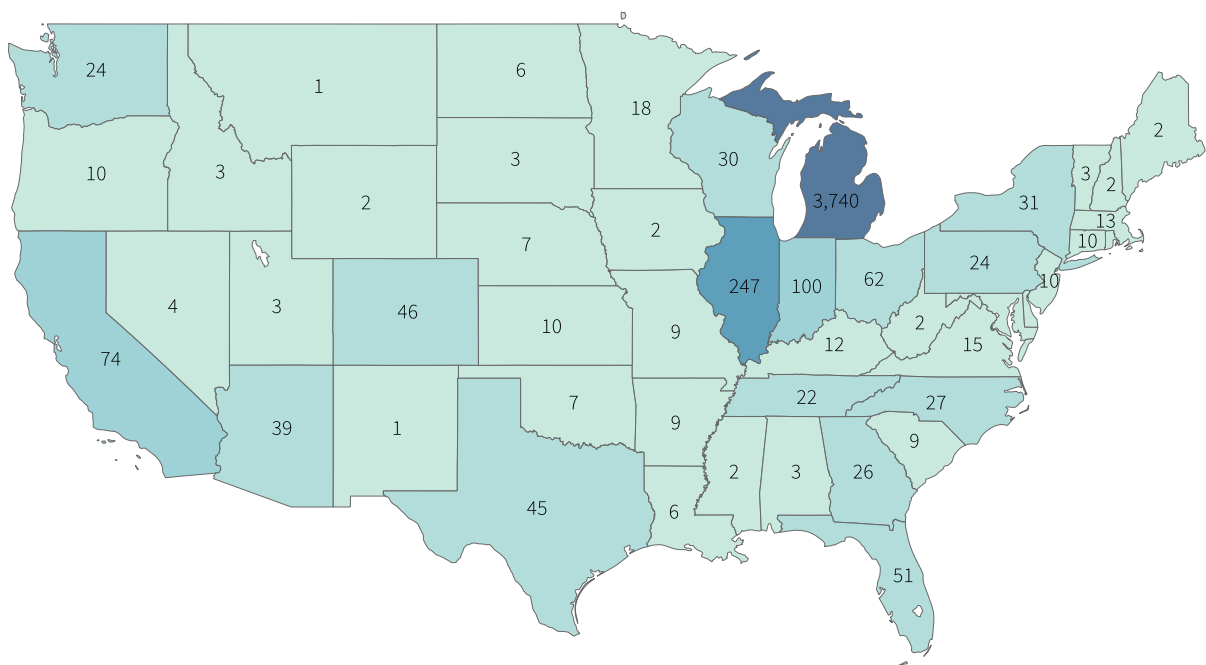
Graduate Salaries



WESTERN MICHIGAN UNIVERSITY

Where Broncos Work

- 76% in Michigan
- 22% elsewhere in the United States
- 2% outside the United States



The map displays counts of graduates from both 2014–2015 and 2015–2016.

Organization Types

	count	percent
For-profit business	1604	63%
Nonprofit organization	412	16%
Educational institution	408	16%
Government	130	5%

Continuing Education Choices

17% of undergraduates and 9% of graduate degree recipients said they would be pursuing further education or further study after completing their WMU degree.

Types of further education:

	count	percent		count	percent
Master's	322	63%	Licensure	10	2%
Doctoral	103	20%	Additional classes	5	1%
Professional school	36	7%	Specialist	3	1%
Bachelor's	14	3%	Associate's	2	0%
Certificate	14	3%			

51%
of respondents
pursuing further education
said they planned to
attend WMU

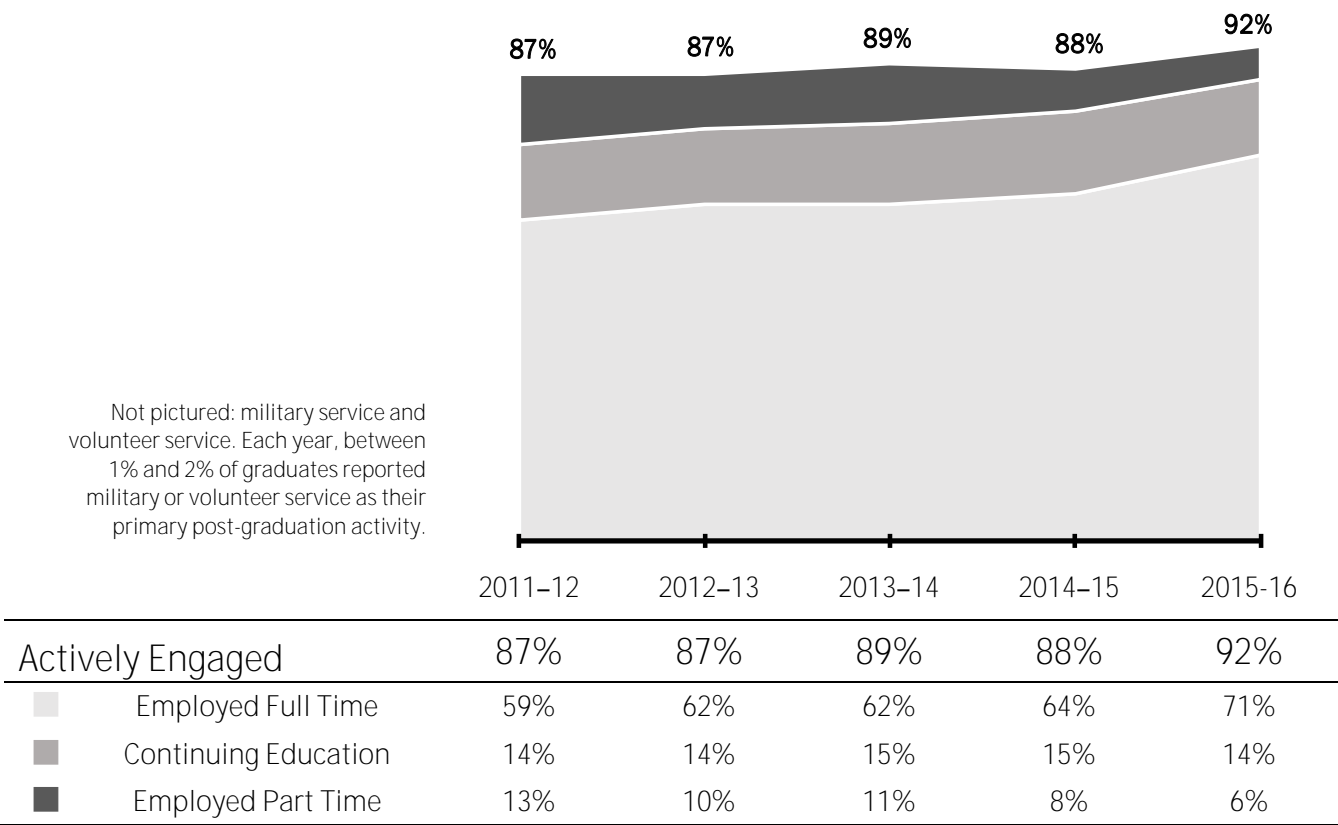
Top institutions chosen for further education:	Number of attendees:
Western Michigan University	250
Michigan State University	15
Wayne State University	12
University of Michigan	8
Grand Valley State University	7
Central Michigan University	6
Eastern Michigan University	6
University of Illinois	5

Top fields of study chosen for further education:

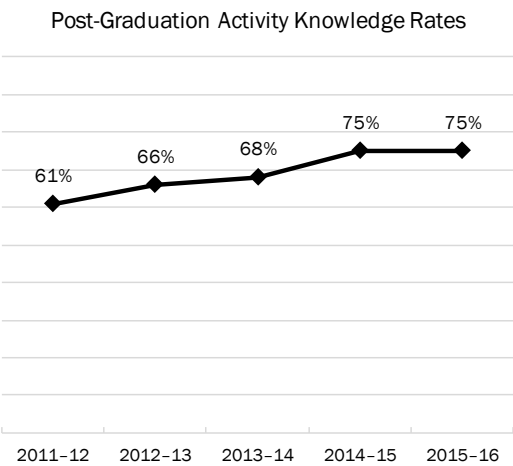
Occupational Therapy	Medicine
Psychology	Law
Social Work	Nursing
Speech–Language Pathology	Accountancy
Business	Physician Assistant

Five Years of Post-Graduation Activity

For the last five years, 87% to 92% of WMU graduates have been actively engaged within 3 months of graduating.



The chart to the right displays the knowledge rates for the Post-Graduation Activity Reports of the last five years. The report knowledge rate is the percentage of graduates for which WMU has obtained reasonable and verifiable post-graduation activity data. This data is obtained through the Post-Graduation Activity Survey and from public LinkedIn profiles.





WESTERN MICHIGAN UNIVERSITY

Post-Graduation Activity Reports by College, Major, and Program

College of Arts and Sciences	19
College of Aviation.....	80
College of Education and Human Development	87
College of Engineering and Applied Sciences.....	128
College of Fine Arts	154
Haworth College of Business	168
College of Health and Human Services	197
Interdisciplinary Programs	217

Post-Graduation Activity Report



WESTERN MICHIGAN UNIVERSITY

Anthropology.....	23
Biology	24
Biomedical Sciences	26
Chemistry.....	28
Communication.....	30
Criminal Justice.....	32
Economics	34
English.....	35
English: Creative Writing	37
Environmental and Sustainability Studies.....	40
Film, Video, and Media Studies.....	41
Gender and Women's Studies	42
Geography	43
Geosciences.....	45
Global and International Studies	47
History.....	48
International Development Administration.....	50
Journalism.....	51
Mathematics	52
Mathematics Education	54
Medieval Studies	55
Organizational Communication	56
Philosophy.....	58
Physics	59
Political Science	60
Psychology Graduate Programs	62
Psychology: Behavioral Science	64
Psychology: General	66
Public Administration	68
Public Relations.....	70
Religion	72
Science Education	73
Sociology	74
Spanish	76
Statistics	78
World Languages and Literatures.....	79

ARTS AND SCIENCES

Post-Graduation Activity 2015–16

91% of all Arts and Sciences graduates were actively engaged.

	All degrees		Undergraduate degrees		Graduate degrees	
	count	percent	count	percent	count	percent
Actively Engaged	818	91%	615	91%	203	90%
Employed full time	516	57%	375	56%	141	63%
Employed part time	69	8%	59	9%	10	4%
Continuing education	219	24%	169	25%	50	22%
Military service	9	1%	8	1%	1	0.4%
Volunteering full time	5	0.5%	4	0.6%	1	0.4%
Not Actively Engaged	80	9%	58	9%	22	10%
Unemployed and seeking employment	71	8%	53	8%	18	8%
Not immediately seeking employment	9	1%	5	0.7%	4	2%

Survey Population

	Graduates	Responses	
All degrees	1303	898	(69%)
Bachelor's	1001	673	(67%)
Master's	244	173	(71%)
Doctoral	58	52	(90%)

The Post-Graduation Activity Survey was sent to all of the 1303 students who earned a degree from the College of Arts and Sciences between August 2015 and June 2016.

Employment

Survey respondents who indicated they were employed were asked to provide additional information about their employment, including salary range. Salaries are reported only for those respondents who say that their employment is full time (30 hours or more per week). In the College of Arts and Sciences the median reported salary range was \$35,000 to \$40,000 (based on 293 responses).

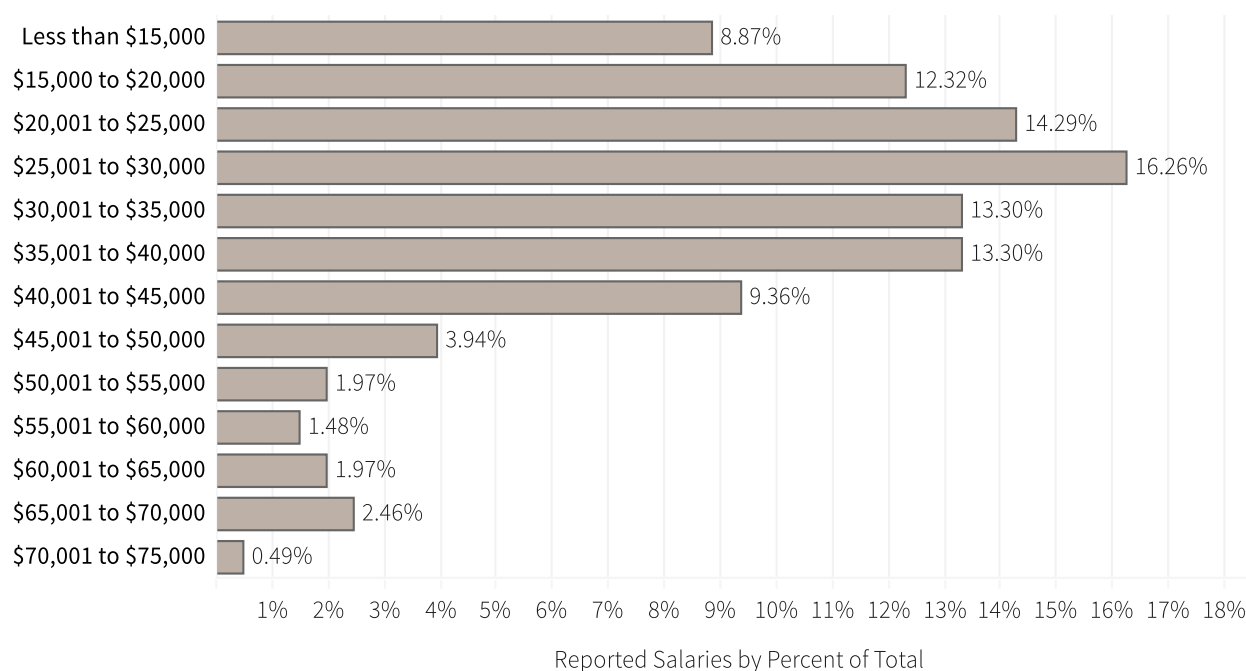
There were 69 respondents working part time (8% of all respondents). These respondents were asked whether they were seeking different or additional employment. Of those who answered, 73% said they were seeking employment, and 27% said they were not seeking employment.

ARTS AND SCIENCES

Undergraduates' Full-time Employment

- Median salary for undergraduate degree recipients in the College of Arts and Sciences was \$25,000 to \$30,000 (based on 203 responses).
- 83% indicated their job was located in Michigan.
- 61% indicated their job was related to their degree.
- 77% were satisfied with their job.
- 37% worked for the same employer before graduation.

Undergraduate Salaries

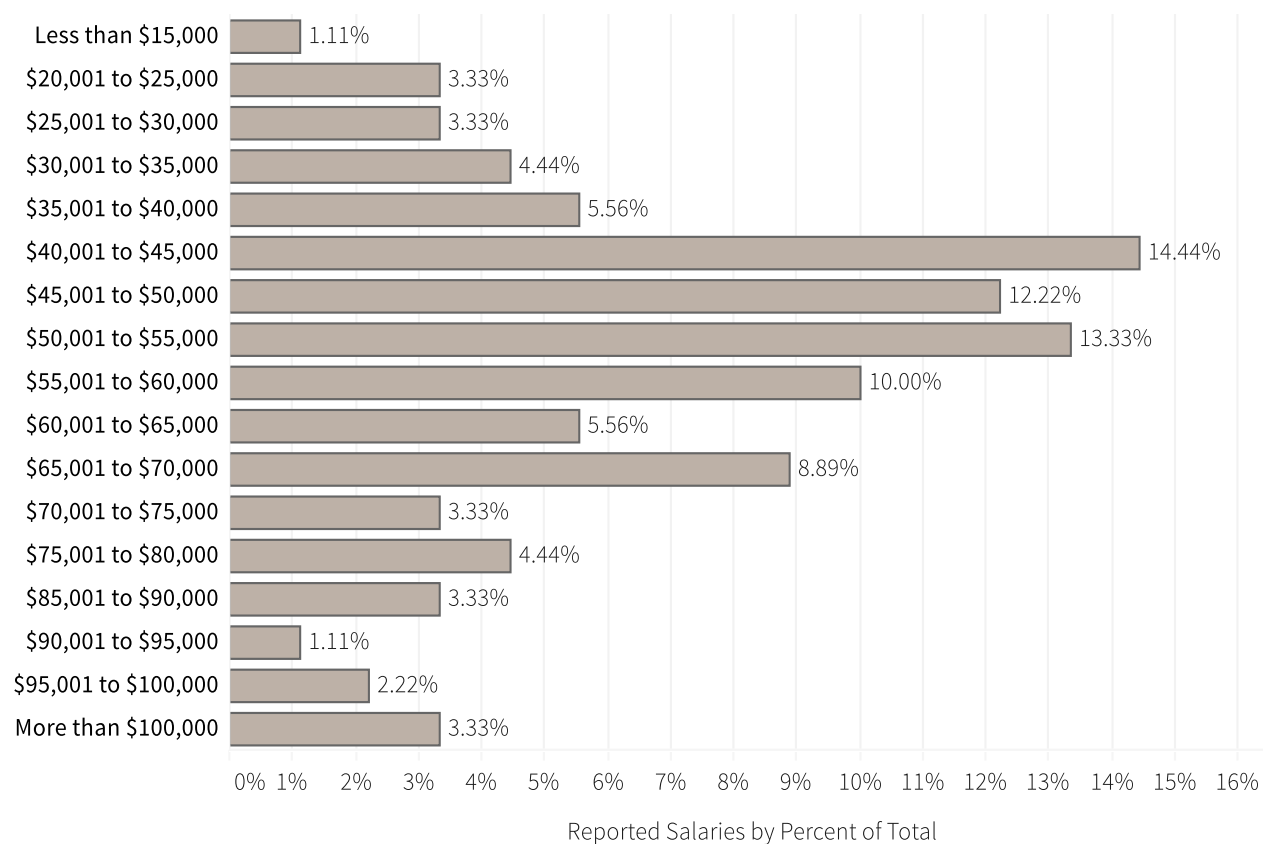


ARTS AND SCIENCES

Graduate Students' Full-time Employment

- Median salary for graduate degree recipients in the College of Arts and Sciences was \$50,000 to \$55,000 (based on 90 responses).
- 54% indicated their job was located in Michigan.
- 89% indicated their job was related to their degree.
- 88% were satisfied with their job.
- 50% worked for the same employer before graduation.

Graduate Salaries



Post-Graduation Activity 2015–16

92% of undergraduates and 100% of graduate degree recipients were actively engaged.

	Undergraduate degrees		Graduate degrees	
	count	percent	count	percent
Actively Engaged	11	92%	5	100%
Employed full time	4	33%	4	80%
Continuing education	6	50%	1	20%
Military service	1	8%	0	0%
Not Actively Engaged	1	8%	0	0%
Unemployed and seeking employment	1	8%	0	0%

Sample Job Titles and Employers

Account Manager at TMV Group
Archaeologist at National Park Service
Army Officer at United States Army
Assistant Director of Academic Advising at WMU
Customer Service Representative at Heidt Agency
Field Archaeologist at Louis Berger
Genetics Lab Assistant at Pfizer
Manager at Village Market
Marketing Assistant at PM Environmental
Relationship Banker at JP Morgan Chase
Tour Driver at Mackinac Carriage Tours

Sample Continuing Education Choices

Doctorate in Anthropology at Michigan State University
Doctorate in Anthropology at University College of London
Doctorate in Archaeology at Syracuse University
Doctorate in Behavior Analysis at WMU
Doctorate in Sociology at Ohio State University
Doctorate in Veterinary Medicine at Michigan State University
Masters in Anthropology at University of Bradford
Masters in Anthropology at WMU
Masters in European Studies at KU Leuven
Masters in Forensic Anthropology at University of Tennessee
Masters in Higher Education and Student Affairs at WMU
Masters in Public Health at University of Washington

About the Data

Graduating students were asked to provide their information through the WMU Post-Graduation Activity Survey within three months of their date of graduation. **Some additional data was obtained from students' public professional profiles.**

Degree recipients	Post-graduation data was obtained for	
	17 graduates (53%)	
	Graduates	Responses
Bachelor's	21	12 (57%)
Master's	11	5 (45%)

BIOLOGY

Post-Graduation Activity

85% of undergraduates and 91% of graduate degree recipients were actively engaged.

	Undergraduate degrees 2015–16		Graduate degrees 2014–15 and 2015–16	
	count	percent	count	percent
Actively Engaged	22	85%	21	91%
Employed full time	18	69%	11	48%
Employed part time	2	8%	2	9%
Continuing education	2	8%	8	35%
Not Actively Engaged	4	15%	2	9%
Unemployed and seeking employment	4	15%	1	4%
Not immediately seeking employment	0	0%	1	4%

Full-time Employment

- Median salary for undergraduates was \$20,000 to \$25,000 (based on 11 responses from 2015–16 graduates).
- Median salary for graduate students was \$50,000 to \$55,000 (based on 6 responses from 2014–15 and 2015–16 graduates).
- 74% were located in Michigan.
- 81% indicated their job was related to their degree.
- 87% were satisfied with their job.

About the Data

Graduating students were asked to provide their information through the WMU Post-Graduation Activity Survey within three months of their date of graduation. Some additional data was obtained from students' public professional profiles.

This report includes data from students who majored in Biology and Biology: Secondary Education.

All information for graduate degrees is based on the most recent data from 2015–16 graduates, combined with data from 2014–15 graduates which was collected near the time of their graduation. We report two years of data together due to low numbers of responses.

Degree recipients	Post-graduation data was obtained for	
65	49 graduates (75%)	
	Graduates	Responses
Bachelor's	40	26 (65%)
Master's	20	18 (90%)
Doctoral	5	5 (100%)

BIOLOGY

Sample Job Titles and Employers

Adjunct Faculty at Southwestern Michigan College	Lab Technician at Medline Industries
Animal Care Tech at Binder Park Zoo	Lab Technician at Michigan State University
Assistant Maize Geneticist at Native Traits	Lab Technician at MPI Research
Assistant Professor at Mwenge University, Tanzania	Marine Mammal Intern at Gulf Coast Research Lab
Associate Scientist at DPT Laboratories	Medical Laboratory Technician at Borgess
Associate Scientist at MPI Research	Microbiologist at Texas Department of State Health Services
Biological Science Technician at US Army Corps of Engineers	Microbiology Lab Technician at Perrigo
Brewing Microtechnologist at Brewing Science Institute	Park Ranger at County Parks
Field Lab Technician at MSU Kellogg Biological Station	Quality Control Technician at Cyprotex
Formulation Scientist at Eurofins Lancaster Laboratories	Research Associate at Colorado State University
Horticultural Grower and Supervisor at Kalamazoo Specialty Plants	Research Associate at MPI Research
Hospital and Patient Services Manager at Fresenius Medical Care	Researcher at National Botanical Garden of Santo Domingo
Lab Technician at Kar Laboratory	Scientist/Study Director at MPI Research
Lab Technician at Mastronardi Produce	Water Quality Consultant at LGROW

Sample Continuing Education Choices

Doctorate in Biochemistry at Wilfrid Laurier University	Doctorate in Science Education at WMU
Doctorate in Biology at WMU	Masters in Biology at WMU
Doctorate in Chemical Ecology at Max Planck Institute for Chemical Ecology	Masters in Ecology at University of Tennessee
Doctorate in Chiropractic at Palmer College of Chiropractics	Masters in Public Health at Grand Valley State University
Doctorate in Developmental Genetics at WMU	MD/PhD at Wayne State University
Doctorate in Neuroscience at University of Notre Dame	

BIOMEDICAL SCIENCES

Post-Graduation Activity 2015–16

91% of degree recipients were actively engaged.

	count	percent
Actively Engaged	67	91%
Employed full time	30	41%
Employed part time	4	5%
Continuing education	31	42%
Military service	1	1%
Volunteering full time	1	1%
Not Actively Engaged	7	9%
Unemployed and seeking employment	5	7%
Not immediately seeking employment	2	3%

Full-time Employment

- Median salary was \$25,000 to \$30,000 (based on 21 responses).
- 89% were located in Michigan.
- 53% indicated their job was related to their degree.
- 71% were satisfied with their job.

About the Data

Graduating students were asked to provide their information through the WMU Post-Graduation Activity Survey within three months of their date of graduation. Some additional data was obtained from students' public professional profiles.

Bachelor's degree recipients

97

Post-graduation data was obtained for

74 (76%)

BIOMEDICAL SCIENCES

Sample Job Titles and Employers

2LT/Active Duty Infantry Officer	Perioperative Blood Management Technician at Comprehensive Care Services
Bioanalytical Research Associate at MPI Research	Pharmaceutical Sales Representative
Chemistry Tutor at Kalamazoo Valley Community College	Pharmacy Technician at Walgreens
Data Coordinator at MPI Research	Phlebotomist at Biomat USA
Genetics Lab Assistant at Pfizer	Physical Therapy Technician at Team Rehabilitation
In-Plant Chemist at Pfizer	Quality Analyst/Lab Tech at ConAgra Foods
Lab Technician at MPI Research	Quality Engineer at Stryker
Laboratory Aide at Oaklawn Hospital	Researcher at University of Chicago Pritzker School of Medicine
Laboratory Analyst at Mead Johnson Nutrition	Scientist at Eurofins Lancaster Laboratories
Laboratory Assistant at Garcia Clinical Laboratory	Self-Employed Biomedical Tech
Laboratory Assistant at The American Red Cross	Small Animal Toxicology Research Technician at MPI Research
Leadership Trainee at Octapharma	Surgery Technician at Battle Creek Endoscopy and Surgery Center
Medical Scribe at iScribeMD	Technical Sales Rep (Healthcare) at Neogen Corporation
Medical Scribe at PhysAssist Scribes	Volunteer Teacher at Cornerstone Foundation
Ophthalmic Assistant at Cedar Valley Eye Care	
Patient Care Associate at Borgess	

Sample Continuing Education Choices

Chiropractic at Texas Chiropractic College	MBA at WMU
Dentistry at University of Michigan	Medicine at Johns Hopkins University
Masters in Epidemiology at Columbia University	Medicine at Michigan State University
Masters in Medical Biotechnology at University of Illinois	Medicine at Wayne State University
Masters in Microbiology at WMU	Medicine at WMU
Masters in Physician Assistant at WMU	Nursing at Drexel University
Masters in Public Health at Colorado State University	Pharmacy at Northeast Ohio Medical University
Masters in Public Health at Michigan State University	Physical Therapy at Andrews University
	Veterinary Medicine at Michigan State University
	Veterinary Medicine at University of Illinois

CHEMISTRY

Post-Graduation Activity 2015–16

95% of undergraduates and 88% of graduate degree recipients were actively engaged.

	Undergraduate degrees		Graduate degrees	
	count	percent	count	percent
Actively Engaged	18	95%	7	88%
Employed full time	11	58%	5	63%
Continuing education	6	32%	2	25%
Volunteering full time	1	5%	0	0%
Not Actively Engaged	1	5%	1	13%
Unemployed and seeking employment	1	5%	1	13%

Full-time Employment

- Median salary for undergraduates was \$40,000 to \$45,000 (based on 8 responses).
- 63% were located in Michigan.
- 91% indicated their job was related to their degree.
- 100% were satisfied with their job.

About the Data

Graduating students were asked to provide their information through the WMU Post-Graduation Activity Survey within three months of their date of graduation.

Some additional data was obtained from students' public professional profiles.

This report includes data from students who majored in Biochemistry; Chemistry; and Chemistry: Secondary Education.

Degree recipients	Post-graduation data was obtained for	
33	27 graduates (82%)	
	Graduates	Responses
Bachelor's	25	19 (76%)
Master's	4	4 (100%)
Doctoral	4	4 (100%)

CHEMISTRY

Sample Job Titles and Employers

Analytical R&D Chemist at Perrigo
Assistant Product Developer at Kellogg
Assistant Professor at Taif University, Saudi Arabia
Chemical Lab Analyst at Aerotek
Instructor at Kalamazoo Valley Community College
Intern at Cayman
Lab Technician at Ahura Tech
Postdoctoral Fellow at Michigan State University
Postdoctoral Fellow at Washington University
School of Medicine at St. Louis

Process Research and Development Chemist
QC Chemist at Perrigo
QO Technical Associate at Pfizer
Regulatory Affairs Analyst at Stryker
Research Associate at MPI Research
Research Technician at University of Pittsburgh
Science Teacher at Kent School District
Scientist at Perrigo
Senior Customer Analyst at Kellogg
Tech Service Engineer at Enthone

Sample Continuing Education Choices

Dentistry at University of Michigan
Doctorate in Analytical Chemistry at Michigan State University
Doctorate in Anthropology at University College of London
Doctorate in Biochemistry at University of Bremen
Doctorate in Chemistry at WMU
Doctorate in Chemistry Education at Purdue University

Doctorate in Neuroscience at Central Michigan University
Doctorate in Physical/Inorganic Chemistry at Indiana University
Doctorate in Science Education at WMU
Masters in Biology at WMU
Masters in Chemistry at WMU
Medicine at American University of the Caribbean
Pharmacy at Purdue University

COMMUNICATION

Post-Graduation Activity

93% of undergraduates and 86% of graduate degree recipients were actively engaged.

	Undergraduate degrees 2015–16		Graduate degrees 2014–15 and 2015–16	
	count	percent	count	percent
Actively Engaged	50	93%	12	86%
Employed full time	39	72%	7	50%
Employed part time	6	11%	0	0%
Continuing education	4	7%	5	36%
Volunteering full time	1	2%	0	0%
Not Actively Engaged	4	7%	2	14%
Unemployed and seeking employment	4	7%	1	7%
Not immediately seeking employment	0	0%	1	7%

Full-time Employment

- Median salary for undergraduates was \$25,000 to \$30,000 (based on 15 responses from 2015–16 graduates).
- 82% were located in Michigan.
- 72% indicated their job was related to their degree.
- 94% were satisfied with their job.

About the Data

Graduating students were asked to provide their information through the WMU Post-Graduation Activity Survey within three months of their date of graduation. **Some additional data was obtained from students’ public professional profiles.**

This report includes data from students who majored in Communication; Communication Studies; and Interpersonal Communication.

All information for graduate degrees is based on the most recent data from 2015–16 graduates, combined with data from 2014–15 graduates which was collected near the time of their graduation. We report two years of data together due to low numbers of responses.

Degree recipients	Post-graduation data was obtained for	
76	68 graduates (89%)	
	Graduates	Responses
Bachelor’s	61	54 (89%)
Master’s	15	14 (93%)

COMMUNICATION

Sample Job Titles and Employers

Account Executive at Great Plains Media	Marketing Assistant at Building Blocks Therapies
Account Executive at Yelp	Marketing at Quicken Loans
ACE Early Literacy Tutor at AmeriCorps	Merchandise Associate at Meijer
Administrative Coordinator/Project Manager at CLI Digital Media	Office Manager at Home Healthcare
Architectural Sales Representative at Interkal	Order Management Coordinator at PepsiCo
Assistant Director at Grassroots Campaigns	Outreach Worker at Prevention Works
Assistant Marketing Coordinator at Lakeview Hills Golf Resort	Patient Representative at Bronson
Associate Director at Southwest Michigan First	Peace Corps Volunteer
Audio Engineer at Soundstamp Recording	Production Assistant at FOX Sports
Branch Training Manager at Hertz	Project Manager and Communication Director at I Like Giving
Case Worker at Green Gables Haven	Recovery Coach Family Engagement Therapy at Family Outreach Center
Catering Sales Coordinator at Four Points by Sheraton	Recruiter for Central Michigan Region and Community Colleges at EDUStaff
Certified Travel Consultant at Chosen Royale Travels	Recruiting Coordinator at Quicken Loans
Deputy at Berrien County Sheriff Department	Sales at DENCA, Dominican Republic
Director of Human Resources at InterCare Community Health Network	Sales Management Trainee at Enterprise Rent-A-Car
Director of Operations and Communications at Lakeshore Ethnic Diversity Alliance	Scientific Recruiter at Aerotek
E-Commerce Digital Assistant	Security Officer at Promedica Health Systems
Events Coordinator at Henderson Castle	Senior Associate at Sabo Public Relations
Executive Assistant at Downtown Kalamazoo	Senior Communications Specialist at Perrigo
Executive Team Leader at Target	Social Media Management at United Methodist Church Communications Department
Graphic Designer at MNEMONIC	State Worker at Michigan Secretary of State
High School Youth Director at Southridge Reformed Church	Student Services Coordinator at Middlebury Institute of International Studies
Manager of Recruitment and Outreach at WMU	Talent Acquisition Specialist at Arrow Strategies
Marketing and Social Media Intern at Buy Local Greater Kalamazoo	Technical Consultant at Unconventional Solutions
	Technician at MPI Research

Sample Continuing Education Choices

Doctorate in Communication at Purdue University	Masters in Divinity at Trinity Evangelical Divinity School
Doctorate in Interpersonal Communication/Human-Robot Interaction at Cornell University	Masters in Educational Leadership at Eastern Michigan University
Doctorate in Mass Communication at Southern Illinois University	Masters in English at WMU
Masters in Communication at WMU	Masters in Psychology at WMU
Masters in Counseling Education at WMU	Masters in Vision Rehabilitation Therapy at WMU

CRIMINAL JUSTICE

Post-Graduation Activity 2015–16

91% of degree recipients were actively engaged.

	count	percent
Actively Engaged	67	91%
Employed full time	41	55%
Employed part time	10	14%
Continuing education	13	18%
Military service	3	4%
Not Actively Engaged	7	9%
Unemployed and seeking employment	7	9%

Full-time Employment

- Median salary was \$30,000 to \$35,000 (based on 26 responses).
- 83% were located in Michigan.
- 48% indicated their job was related to their degree.
- 67% were satisfied with their job.

About the Data

Graduating students were asked to provide their information through the WMU Post-Graduation Activity Survey within three months of their date of graduation. Some additional data was obtained from students' public professional profiles.

Bachelor's degree recipients

127

Post-graduation data was obtained for

74 (58%)

CRIMINAL JUSTICE

Sample Job Titles and Employers

Behavioral Health Technician at Centria Healthcare	Patrol Officer at the Indianapolis Metropolitan Police Department
Child Specialist at Michigan Department of Health and Human Services	Police Officer at City of Mackinac Island
Classroom Aide at Kalamazoo RESA	Police Officer at Grand Rapids Police Department
Court Service Specialist at Kalamazoo County Government	Recruitment Coordinator at Holland Partner Group
Crisis Worker at Gryphon Place	Research Associate at MPI Research
Direct Care Worker at Catholic Charities	Second Lieutenant in the Military Police
Drug Testing Assistant at Kalamazoo County Office of Community Corrections	Security Consultant Intern at Jensen Hughes
E-4 Infantry in the US Army	Security Officer at Promedica Health Systems
Foster Care Specialist at State of Michigan	Security Officer at Securitas Security Services
Front Desk Receptionist at Community Healing Center	Senior Airman in the USAF
Intelligence Analyst at Michigan Air National Guard	Special Service Group at Critical Intervention Services
Intelligence Analyst at FBI	Staff Sergeant in the Military Police
Intern at Levine and Levine	T&M Intake Specialist at St. Joseph County Adult Probation Department
Intern at Michigan State Police	Word Processor at VanWagoner Shinar Law Firm
Lead Youth Specialist at Kalamazoo County Government	Youth Counselor at Vista Maria
Operational Staff Technician at FBI	Youth Home Worker at Allegan Youth Home
Outreach Worker at Prevention Works	Youth Specialist at Calhoun County Juvenile Home
Parole/Probation Agent at State of Michigan	Youth Specialist at Kalamazoo County Juvenile Home
Patrol Officer at Pokagon Band Tribal Police	Youth Specialist at Kent County Government

Sample Continuing Education Choices

Law at Michigan State University	Masters in Forensic Science at Drexel University
Law at University of Michigan	Masters in International Business at Newcastle Business School
Law at Wayne State University	Masters in Psychology at WMU
Law at WMU Cooley Law School	Masters in Public Administration at Virginia Tech University
Macomb Police Academy	Masters in Social Work at WMU
Masters in Counselor Education at WMU	Masters in Sociology at WMU
Masters in Criminal Justice at Wayne State University	Paralegal at Oakland University
Masters in Criminology at University of Cincinnati	Police Academy at KVCC
Masters in Forensic Psychology at The Chicago Institute of Professional Psychology	Police Academy at Oakland Community College

ECONOMICS

Post-Graduation Activity 2014–15 and 2015–16

81% of graduate degree recipients were actively engaged.

	count	percent		count	percent
Actively Engaged	26	81%	Not Actively Engaged	6	19%
Employed full time	16	50%	Unemployed and seeking employment	4	13%
Employed part time	1	3%			
Continuing education	9	28%	Not immediately seeking employment	2	6%

Full-time Employment

- Median salary for graduate students was \$77,500 to \$82,500 (based on 6 responses).
- 27% were located in Michigan.
- 83% indicated their job was related to their degree.
- 83% were satisfied with their job.

Sample Continuing Education Choices

Doctorate in Applied Economics at WMU
Doctorate in Economics at Concordia University
Doctorate in Economics at University of Illinois
Doctorate in Economics at WMU

About the Data

Graduating students were asked to provide their information through the WMU Post-Graduation Activity Survey within three months of their date of graduation. **Some additional data was obtained from students' public professional profiles.**

All information is based on the most recent data from 2015–16 graduates, combined with data from 2014–15 graduates which was collected near the time of their graduation. We report two years of data together due to low numbers of responses.

No data is reported for undergraduate students due to the low number of responses available.

Sample Job Titles and Employers

Adjunct Professor at Davenport University
Analyst at Wiland
Departmental Analyst at MI Public Service Commission
Deputy Director for Capacity Building Programs at Planning and Development Ministry, Cote D'Ivoire
Economist at Capital Economics
Economist at Central Bank of the Dominican Republic
Financial Analyst at Chase
Formulation Operator Assistant at Pfizer
Model Validation Analyst at Bank of the West
Research and Grant Assistant at WMU Center for African Development Policy Research
Risk Modeling and Analytics at Flagstar Bank
Security Consultant Intern at Jensen Hughes
Senior Customer Analyst at Kellogg
Senior Decision Scientist at Gordon Food Service
Statistical Data Analyst at Schools First Federal Credit Union

Degree recipients	Post-graduation data was obtained for	
52	34 graduates (65%)	
	Graduates	Responses
Bachelor's	4	2 (50%)
Master's	41	26 (63%)
Doctoral	7	6 (86%)

Post-Graduation Activity

81% of undergraduates and 100% of graduate degree recipients were actively engaged.

	Undergraduate degrees 2015–16		Graduate degrees 2014–15 and 2015–16	
	count	percent	count	percent
Actively Engaged	17	81%	12	100%
Employed full time	10	48%	7	58%
Employed part time	2	9%	2	17%
Continuing education	5	24%	3	25%
Not Actively Engaged	4	19%	0	0%
Unemployed and seeking employment	3	14%	0	0%
Not immediately seeking employment	1	4%	0	0%

Full-time Employment

- Median salary for undergraduates was \$20,000 to \$25,000 (based on 7 responses from 2015–16 graduates).
- Median salary for graduate students was \$40,000 to \$45,000 (based on 6 responses from 2014–15 and 2015–16 graduates).
- 79% were located in Michigan.
- 64% indicated their job was related to their degree.
- 69% were satisfied with their job.

About the Data

Graduating students were asked to provide their information through the WMU Post-Graduation Activity Survey within three months of their date of graduation. Some additional data was obtained from students' public professional profiles.

This report includes data from students who majored in English and English: Secondary Education.

All information for graduate degrees is based on the most recent data from 2015–16 graduates, combined with data from 2014–15 graduates which was collected near the time of their graduation. We report two years of data together due to low numbers of responses.

Degree recipients	Post-graduation data was obtained for		
48	33 graduates (69%)		
	Graduates	Responses	
Bachelor's	31	21	(68%)
Master's	12	7	(58%)
Doctoral	5	5	(100%)

ENGLISH

Sample Job Titles and Employers

Adjunct Faculty at Western Michigan University
After School Care Director at St. Monica Catholic School

Assistant Professor at Harding University
Assistant Professor at Henderson State University

Children's Literature Specialist at Brilliant Books
Co-Owner at Daily Consulting

Director of Learning Center at Portage Public Schools

ELA Teacher at Hartford Public Schools

Elliott Larsen Faith Director at the Human Rights Campaign

English Teacher at Baltimore County Public Schools

Financial Proofreader at Plante Moran

High School English Teacher at Gull Lake Community Schools

Instructor of English at College of Western Idaho

Intern for the Digital Department at WOOD TV8

Language Arts Teacher at Elkhart Community Schools

Long-term Substitute Teacher at Portage Public Schools

Marketing Intern at AdAdapted

Owner, Consultant, and Writer at Right Way Consulting

Purchasing Agent at Emerald MFG

Secondary English Teacher at Bangor Public Schools

Substitute Teacher at EDUStaff

Teacher at Paw Paw Public Schools

Vice President of Outreach and Operations at Milldam Public Relations

Sample Continuing Education Choices

Doctorate in English at University of Washington

Doctorate in English Literature at WMU

Doctorate in History of Art at University of Michigan

Law at Santa Clara Law

Masters in Counseling at WMU

Masters in Library and Information Sciences at Wayne State University

Masters in Linguistics at Wayne State University

Masters in Psychology at Arizona State University

ENGLISH: CREATIVE WRITING

Post-Graduation Activity 2014–15 and 2015–16

86% of undergraduates and 94% of graduate degree recipients were actively engaged.

	Undergraduate degrees		Graduate degrees	
	count	percent	count	percent
Actively Engaged	48	86%	16	94%
Employed full time	25	45%	14	82%
Employed part time	8	14%	1	6%
Continuing education	14	25%	1	6%
Volunteering full time	1	2%	0	0%
Not Actively Engaged	8	14%	1	6%
Unemployed and seeking employment	8	14%	1	6%

Full-time Employment

- Median salary for undergraduates was \$15,000 to \$20,000 (based on 14 responses).
- Median salary for graduate students was \$32,500 to \$37,500 (based on 10 responses).
- 61% were located in Michigan.
- 58% indicated their job was related to their degree.
- 79% were satisfied with their job.

About the Data

Graduating students were asked to provide their information through the WMU Post-Graduation Activity Survey within three months of their date of graduation. **Some additional data was obtained from students' public professional profiles.**

All information is based on the most recent data from 2015–16 graduates, combined with data from 2014–15 graduates which was collected near the time of their graduation. We report two years of data together due to low numbers of responses.

Degree recipients	Post-graduation data was obtained for	
112	73 graduates (65%)	
	Graduates	Responses
Bachelor's	91	56 (62%)
Master's	13	9 (69%)
Doctoral	8	8 (100%)

ENGLISH: CREATIVE WRITING

Sample Job Titles and Employers

Administrative Assistant at CIA Financial
Assistant Professor of Creative Writing at University
of Central Oklahoma
Consumer Support Associate at PNC
Doctoral Associate at University of Georgia
English Instructor at Coco Juku, Japan
Executive Assistant at Surgical Directions
Executive Editor at Dublin Poetry Review
Freelance Artist at Lynsey Creations
Fulbright English Teaching Assistant at US Fulbright
Commission
Guest Relations Concierge at Hard Rock Hotel and
Casino, Punta Cana
Instructor at Hope College
Instructor at Kalamazoo Institute of Arts
Instructor of Composition at Indiana University

Legal Assistant at Bleakley, Cypher, Parent, Warren
and Quinn
Quality Assurance Editor at Delan Associates
Sales Representative at Innovative Client
Connections
Self-Employed Freelance Writer
Social Media Management at United Methodist
Church Communications Department
Staff Writer at Western Michigan University
Study Abroad Program Assistant Faculty at
University of Washington
Substitute Teacher at PESG
Visiting Assistant Professor at Loyola University
Web Developer at Maestro
Writer at Gwythdarian
Youth Development Coordinator at Restorers

Sample Continuing Education Choices

Law at University of Arizona
Law at University of Michigan
Masters in Applied Behavior Analysis at Oakland
University
Masters in Creative Writing at Bowling Green State
University
Masters in Creative Writing at Virginia
Commonwealth University

Masters in English at WMU
Masters in Fiction Writing at New York University
Masters in Higher Education at Grand Valley State
University
Masters in Psychology at WMU
Masters in Screenwriting at Loyola Marymount
University
Masters in Spanish at WMU

ENGLISH: RHETORIC AND WRITING STUDIES

Post-Graduation Activity 2014–15 and 2015–16

90% of degree recipients were actively engaged.

	count	percent		count	percent
Actively Engaged	17	90%	Not Actively Engaged	2	10%
Employed full time	15	79%	Unemployed and seeking employment	2	10%
Employed part time	0	0%			
Continuing education	2	11%			

Full-time Employment

- Median salary was \$25,000 to \$30,000 (based on 5 responses).
- 71% were located in Michigan.
- 88% indicated their job was related to their degree.
- 75% were satisfied with their job.

Sample Continuing Education Choices

Law at WMU Cooley Law School
Masters in Applied Linguistics at Grand Valley State University

Sample Job Titles and Employers

Account Manager at Kalamazoo Imports
Admissions Advocate/Pre-Enrollment Advisor at Hannepin Technical College
Assistant Director, Canvass Operations at Grassroots Campaigns
Client Analysis at Harvard Management Associates
Community Manager at Stridepost
Content Administrator at SAE International

Customer Care Representative at PNC
Customer Service at Three Days Gourmet
Flexographic/Process Specialist at Great Lakes Label
Marketing Associate at DeSuave
Radio Promoter at Distiller Promo
Technical Writer at Stryker Medical
Sales Insurance Agent at Combined Insurance

About the Data

Graduating students were asked to provide their information through the WMU Post-Graduation Activity Survey within three months of their date of graduation. Some additional data was obtained from students' public professional profiles.

All information is based on the most recent data from 2015–16 graduates, combined with data from 2014–15 graduates which was collected near the time of their graduation. We report two years of data together due to low numbers of responses.

Bachelor's degree recipients
26

Post-graduation data was obtained for
19 (73%)

ENVIRONMENTAL AND SUSTAINABILITY STUDIES

Post-Graduation Activity 2014–15 and 2015–16

79% of degree recipients were actively engaged.

	count	percent		count	percent
Actively Engaged	26	79%	Not Actively Engaged	7	21%
Employed full time	18	55%	Unemployed and seeking employment	7	21%
Employed part time	4	12%			
Continuing education	3	9%			
Volunteering full time	1	3%			

Full-time Employment

- Median salary was \$32,500 to \$37,500 (based on 10 responses).
- 76% were located in Michigan.
- 63% indicated their job was related to their degree.
- 71% were satisfied with their job.

Sample Continuing Education Choices

Masters in Anthropology at WMU
Masters in Geography: Environmental Analysis and Resource Management at WMU
Training at Earthship Biotecture Academy

Sample Job Titles and Employers

Associate Scientist at DPT Laboratories
Data Consultant at Auditrax
Director of Operations and Communications at Lakeshore Ethnic Diversity Alliance
EHS Intern at The Battle Creek Plant at Kellogg
Environmental Educator at Rocky Mountain Arsenal Wildlife Refuge
Hydrogeologist at Prism Science and Technology

Industrial Hygienist at Environmental Testing and Consulting
Program Manager at Open Roads Bike Program
Training Consultant at Dale Carnegie Training
Union Organizer at Michigan State University
Wilderness Trail Maintenance Technician at National Park Service
Work Planner at Environmental Consultants

About the Data

Graduating students were asked to provide their information through the WMU Post-Graduation Activity Survey within three months of their date of graduation. **Some additional data was obtained from students' public professional profiles.**

All information is based on the most recent data from 2015–16 graduates, combined with data from 2014–15 graduates which was collected near the time of their graduation. We report two years of data together due to low numbers of responses.

Bachelor's degree recipients
46
Post-graduation data was obtained for
33 (72%)

FILM, VIDEO, AND MEDIA STUDIES

Post-Graduation Activity 2015–16

74% of degree recipients were actively engaged.

	count	percent		count	percent
Actively Engaged	23	74%	Not Actively Engaged	8	26%
Employed full time	15	48%	Unemployed and seeking employment	8	26%
Employed part time	5	16%			
Continuing education	3	10%			

Full-time Employment

- Median salary was \$25,000 to \$30,000 (based on 7 responses).
- 85% were located in Michigan.
- 83% indicated their job was related to their degree.
- 83% were satisfied with their job.

Sample Continuing Education Choices

Bachelor of Film at Specs Howard School of Media Arts
Masters in Educational Technology at WMU
Masters in Film at School of Visual Arts
Masters in Music, Voice Performance at Boston University
Masters in Screenwriting at Loyola Marymount

Sample Job Titles and Employers

Associate Community Manager at Ignite Social Media
Audio/Video Coordinator at Valley Family Church
Camera Operator at Bronco Productions
Creative Producer at Overneath Creative Collective
Director of Public Relations/Broadcaster at Kalamazoo Wings
Editor, Creative Director at Caribbean Broadcast Network
Graphic Designer at Santo Domingo Motors
HR and Marketing Intern at Gill Hayes Talent and MassMutual Chicago
Intern at Rhino Media Productions
Journalist at Z101 FM, Dominican Republic
Junior Project Manager at Leo Burnett Worldwide
Marketing Agent and Venue Manager at Louie's Trophy House Grill
Marketing Consultant at Flint Group/DuMouchelle
Marketing Support Advisor at General Motors

Owner at DJ Trivia
Photographer at Maple Hill Auto Group
Photojournalist at KDLT-TV, South Dakota
Photojournalist at WMMT
Post Production Office Assistant at Sony Pictures
Production Assistant at FOX Sports
Production Intern at Overneath Creative Collective
Promotions Coordinator at CBS Radio
Promotions Editor at WOOD TV8
Self-Employed Engineer/Producer
Self-Employed Video Editor and Creative Writer
Street Team Member at CBS Television Stations Group
Video Intern at Lake Michigan Credit Union
Video Production Assistant at WMU
Videographer and Editor at R&A Landscaping
Videographer at Quicken Loans

About the Data

Graduating students were asked to provide their information through the WMU Post-Graduation Activity Survey within three months of their date of graduation. Some additional data was obtained from students' **public professional profiles**.

Bachelor's degree recipients
52
Post-graduation data was obtained for
31 (60%)

GENDER AND WOMEN'S STUDIES

Post-Graduation Activity 2014–15 and 2015–16

96% of degree recipients were actively engaged.

	count	percent		count	percent
Actively Engaged	25	96%	Not Actively Engaged	1	4%
Employed full time	13	50%	Unemployed and seeking employment	1	4%
Employed part time	5	19%			
Continuing education	7	27%			

Full-time Employment

- Median salary was \$30,000 to \$35,000 (based on 7 responses).
- 77% were located in Michigan.
- 29% indicated their job was related to their degree.
- 25% were satisfied with their job.

Sample Continuing Education Choices

Law at Michigan State University
Masters in Counseling at Cornerstone University
Masters in Human Development and Family Science at University of Missouri
Masters in Psychology at WMU

Sample Job Titles and Employers

Care Worker at Ark Shelter for Youth
Case Worker at Green Gables Haven
Elliott Larsen Faith Director at the Human Rights Campaign
Event Consultant/Marketing at Kalamazoo Experiential Learning Center

Lead Youth Specialist at Kalamazoo County Government
Peer Support Group Facilitation Intern at West Michigan Refugee Education and Cultural Center
Production Assistant at Live Nation Entertainment
Trail Maintenance Technician at National Park Service
Volunteer and Outreach Coordinator at Gryphon Place

About the Data

Graduating students were asked to provide their information through the WMU Post-Graduation Activity Survey within three months of their date of graduation. **Some additional data was obtained from students' public professional profiles.**

All information is based on the most recent data from 2015–16 graduates, combined with data from 2014–15 graduates which was collected near the time of their graduation. We report two years of data together due to low numbers of responses.

Bachelor's degree recipients
37
Post-graduation data was obtained for
26 (70%)

GEOGRAPHY

Post-Graduation Activity

95% of undergraduates and 100% of graduate degree recipients were actively engaged.

	Undergraduate degrees 2015–16		Graduate degrees 2014–15 and 2015–16	
	count	percent	count	percent
Actively Engaged	19	95%	14	100%
Employed full time	13	65%	7	50%
Employed part time	4	20%	2	14%
Continuing education	2	10%	5	36%
Not Actively Engaged	1	5%	0	0%
Unemployed and seeking employment	1	5%	0	0%

Full-time Employment

- Median salary for undergraduates was \$35,000 to \$40,000 (based on 7 responses from 2015–16 graduates).
- Median salary for graduate students was \$40,000 to \$45,000 (based on 6 responses from 2014–15 and 2015–16 graduates).
- 79% were located in Michigan.
- 92% indicated their job was related to their degree.
- 100% were satisfied with their job.

About the Data

Graduating students were asked to provide their information through the WMU Post-Graduation Activity Survey within three months of their date of graduation. **Some additional data was obtained from students’ public professional profiles.**

This report includes data from students who majored in Geography; Geography: Secondary Education; and Tourism and Travel.

All information for graduate degrees is based on the most recent data from 2015–16 graduates, combined with data from 2014–15 graduates which was collected near the time of their graduation. We report two years of data together due to low numbers of responses.

Degree recipients	Post-graduation data was obtained for	
45	34 graduates (76%)	
	Graduates	Responses
Bachelor’s	29	20 (69%)
Master’s	16	14 (88%)

GEOGRAPHY

Sample Job Titles and Employers

Adjunct Faculty at Grand Rapids Community College
Ammunition Handler at SOC Nevada
Conservation and Stewardship Director at Southwest Michigan Land Conservancy
EHS Intern at The Battle Creek Plant at Kellogg
Environmental Educator at Rocky Mountain Arsenal Wildlife Refuge
Field Worker and Data Entry Supervisor at Michigan Department of Natural Resources
GIS Coordinator/Tech Support at Newaygo County Government
GIS Specialist at Meridian Charter Township
GIS Specialist at Novara GeoSolutions
GIS Technician at City of Three Rivers

Great Lakes Ecological Management Crew Member at the Kalamazoo Nature Center
Guest Relations Concierge at Hard Rock Hotel and Casino, Punta Cana
Independent Contractor at NSI Consulting and Development
Material Handler at Kalamazoo Valley Community College
Quality Control Analyst at ComEd
Restoration Steward at Southwest Michigan Land Conservancy
Social Studies Teacher at Pinnacle Academy
Waiter at Norwegian Cruise Line
Work Planner at Environmental Consultants
Zoning Administrator/GIS Specialist at Oshtemo Charter Township

Sample Continuing Education Choices

Certificate in Geographic Information Science at WMU
Doctorate in Geographic Information Science at University of North Carolina
Doctorate in Remote Sensing at Saint Louis University
Doctorate in Transportation Engineering at WMU

Masters in Agriculture at Texas Tech
Masters in Geography: Environmental Analysis and Resource Management at WMU
Masters in Urban Planning at WMU
Training at Earthship Biotecture Academy

GEOSCIENCES

Post-Graduation Activity 2014–15 and 2015–16

83% of undergraduates and 90% of graduate degree recipients were actively engaged.

	Undergraduate degrees		Graduate degrees	
	count	percent	count	percent
Actively Engaged	19	83%	26	90%
Employed full time	12	52%	20	69%
Employed part time	2	9%	2	7%
Continuing education	4	17%	4	14%
Military service	1	4%	0	0%
Not Actively Engaged	4	17%	3	10%
Unemployed and seeking employment	4	17%	3	10%

Full-time Employment

- Median salary for undergraduates was \$35,000 to \$40,000 (based on 7 responses).
- Median salary for graduate students was \$45,000 to \$50,000 (based on 11 responses).
- 56% were located in Michigan.
- 84% indicated their job was related to their degree.
- 94% were satisfied with their job.

About the Data

Graduating students were asked to provide their information through the WMU Post-Graduation Activity Survey within three months of their date of graduation. **Some additional data was obtained from students' public professional profiles.**

This report includes data from students who majored in Earth Science; Earth Science: Secondary Education; Geochemistry; Geology; Geophysics; Geosciences; and Hydrogeology.

All information is based on the most recent data from 2015–16 graduates, combined with data from 2014–15 graduates which was collected near the time of their graduation. We report two years of data together due to low numbers of responses.

Degree recipients	Post-graduation data was obtained for	
84	52 graduates (62%)	
	Graduates	Responses
Bachelor's	41	23 (56%)
Master's	38	26 (68%)
Doctoral	5	3 (60%)

GEOSCIENCES

Sample Job Titles and Employers

2nd Lieutenant at United States Army
7th Grade Science Teacher at Warsaw Community
School District
Analytical Chemist at Imerys
Associate Scientist at Phillips Environmental
Consulting Services
Driller Helper at Tona Tec Exploration
Entry Level Geologist at Sample Serve
Exploration Intern at Lundin Mining Corporation
Field Geologist at August Mack Environmental
Geologist at Chesapeake Energy
Geologist at Environmental Consultants
Geologist at Exxon Mobile
Geologist at GHD Group
Geologist at Golder Associates
Geologist at Horizon Well Logging
Geologist at Ohio Division of Geological Survey

Geophysicist at Geofitec
Hydrogeologist at Prism Science and Technology
Hydrotechnician at the U.S. Forest Service
Industrial Hygienist at Fibertec
Junior Procurement Engineer at Epsa Labco,
Ingenieros Consultores
Lecturer at King Saud University, Saudi Arabia
Long Term Substitute at PESG
Motor Fuel Quality Specialist at State of Michigan
MWD Field Specialist at Baker Hughes
Oil/Gas Worker at Aramco Company, Saudi Arabia
Postdoctoral Fellow at WMU
Project Geologist at ERM
Staff Assistant Geologist at Roux Associates
Technical Professional-Geology at Amec Foster
Wheeler

Sample Continuing Education Choices

Doctorate in Environmental Chemistry at Ohio State University
Doctorate in Geochemistry at WMU
Doctorate in Geological Sciences at Michigan State University
Doctorate in Geology at WMU

Doctorate in Geosciences at WMU
Masters in Agriculture at Texas Tech
Masters in Geochemistry at WMU

GLOBAL AND INTERNATIONAL STUDIES

Post-Graduation Activity 2015–16

95% of degree recipients were actively engaged.

	count	percent		count	percent
Actively Engaged	18	95%	Not Actively Engaged	1	5%
Employed full time	9	47%	Unemployed and	1	5%
Employed part time	2	11%	seeking employment		
Continuing education	7	37%			

Full-time Employment

- Median salary was \$20,000 to \$25,000 (based on 7 responses).
- 44% were located in Michigan.
- 86% indicated their job was related to their degree.
- 100% were satisfied with their job.

Sample Job Titles and Employers

Assistant Language Teacher at JET program,
Japanese Government
Business Development at YCharts
Child Hunger Corps Rep at Feeding America
Co-Founder at Maximum Lakeside Services
Customer Service Rep at J. Rettenmaier USA
Front Desk Agent at Greenleaf Hospitality Group
Guest Relations Coordinator at Marriott Vacations
Worldwide Corporation
Immigration Services Officer at the U.S.
Department of Homeland Security
IT, Web, Social Media Manager at Allparts
Student Services Coordinator at Middlebury
Institute of International Studies
Supervisor at Melbourne Public
Teaching Assistant at Government of France

Sample Continuing Education Choices

Bachelor of International Communication and Public
Relations Management at Cardiff University
Doctorate in Anthropology at University College of London
Law at Marquette University Law School
Law at Queen's University of Belfast
Masters in European Studies at KU Leuven
Masters in Global Studies at Albert-Ludwigs-University of
Freiburg
Masters in HESA at University of Georgia
Masters in International Affairs at George Washington
University
Masters in International Relations at London School of
Economics
Masters in Library Science at Wayne State University
Masters in Modern Middle Eastern and North African
Studies at University of Michigan
Masters in Security and Intelligence Studies at University
of Pittsburg

About the Data

Graduating students were asked to provide their information through the WMU Post-Graduation Activity Survey within three months of their date of graduation. Some additional data was obtained from students' **public** professional profiles.

Bachelor's degree recipients
28

Post-graduation data was obtained for
19 (68%)

HISTORY

Post-Graduation Activity

83% of undergraduates and 100% of graduate degree recipients were actively engaged.

	Undergraduate degrees 2014–15 and 2015–16		Graduate degrees 2015–16	
	count	percent	count	percent
Actively Engaged	20	83%	5	100%
Employed full time	9	38%	2	40%
Employed part time	4	17%	2	40%
Continuing education	5	21%	1	20%
Military service	1	4%	0	0%
Volunteering full time	1	4%	0	0%
Not Actively Engaged	4	17%	0	0%
Unemployed and seeking employment	3	13%	0	0%
Not immediately seeking employment	1	4%	0	0%

About the Data

Graduating students were asked to provide their information through the WMU Post-Graduation Activity Survey within three months of their date of graduation. **Some additional data was obtained from students' public professional profiles.**

This report includes data from students who majored in History; History: Secondary Education; and Public History.

All information for undergraduate degrees is based on the most recent data from 2015–16 graduates, combined with data from 2014–15 graduates which was collected near the time of their graduation. We report two years of data together due to low numbers of responses.

Degree recipients	Post-graduation data was obtained for	
43	29 graduates (67%)	
	Graduates	Responses
Bachelor's	35	24 (69%)
Master's	6	3 (50%)
Doctoral	2	2 (100%)

HISTORY

Full-time Employment

- Median salary for undergraduates was \$25,000 to \$30,000 (based on 7 responses from 2014–15 and 2015–16 graduates).
- 64% were located in Michigan.
- 38% indicated their job was related to their degree.
- 17% were satisfied with their job.

Sample Job Titles and Employers

Account Executive at Brew City Promotions
Adjunct Senior Professor at Santa Fe College
Archives and Library Information Associate at Longwood University
Direct Care Worker at Family and Children Services
Grants Management Coordinator at Portage Health Foundation
Interpretation Specialist at Kalamazoo Valley Museum
IT Technician at Beaumont Health System

Library Technician at Zoetis
Scholar in Residence at Newberry Library
Staff Writer at Western Michigan University
Teacher at AmeriCorps
Teacher at Washington Christian Academy
Technology Aide at Howard Miller Public Library

Sample Continuing Education Choices

Doctorate in History at Fordham University
Doctorate in History at University of Illinois
Law at Michigan State University

Masters in Clinical Mental Health Counseling at WMU
Masters in Latin American Studies at University of Chicago
Masters in Textile Conservation at University of Rhode Island

INTERNATIONAL DEVELOPMENT ADMINISTRATION

Post-Graduation Activity 2015–16

78% of degree recipients were actively engaged.

	count	percent		count	percent
Actively Engaged	7	78%	Not Actively Engaged	2	22%
Employed full time	6	67%	Unemployed and seeking employment	2	22%
Employed part time	0	0%			
Continuing education	1	11%			

Sample Job Titles and Employers

Administrative and Diplomatic Officer at Government of Malaysia
Independent Life Skills Coach at Bethany Christian Services
Intern at Innovations for Poverty Action (IPA), Dominican Republic
International Student Activities Program Specialist at WMU Haenicke Institute
Monitoring and Evaluation Specialist at Higher Education Development Project
Office Manager at Pretty Lake Summer Camp
Office of the UN Secretary General's Envoy on Youth Intern at United Nations
Program Development Officer at Development Alternatives
UMC Healthy Families, Healthy Planet Intern at General Board of Church and Society

Sample Continuing Education Choices

Doctorate in Public Health at University of Minnesota
Masters in Public Policy at Tufts University

About the Data

Graduating students were asked to provide their information through the WMU Post-Graduation Activity Survey within three months of their date of graduation. Some additional data was obtained from students' public professional profiles.

Master's degree recipients

11

Post-graduation data was obtained for

9 (82%)

Post-Graduation Activity 2015–16

100% of degree recipients were actively engaged.

	count	percent
Actively Engaged	5	100%
Employed full time	3	60%
Employed part time	2	40%

Full-time Employment

- 67% were located in Michigan.
- 100% indicated their job was related to their degree.
- 100% were satisfied with their job.

Sample Job Titles and Employers

Athletic Media Relations Graduate Assistant at East Tennessee State	Reporter at Manistee News Advocate
Facilitator at Kalamazoo Boys and Girls Club	Reporter at Westmore News
Journalist at Rivals	Reporting Intern at MLive Media Group

About the Data

Graduating students were asked to provide their information through the WMU Post-Graduation Activity Survey within three months of their date of graduation. Some additional data was obtained from students' public professional profiles.

Bachelor's degree recipients
9
Post-graduation data was obtained for
5 (56%)

MATHEMATICS

Post-Graduation Activity 2014–15 and 2015–16

94% of undergraduates and 83% of graduate degree recipients were actively engaged.

	Undergraduate degrees		Graduate degrees	
	count	percent	count	percent
Actively Engaged	15	94%	15	83%
Employed full time	10	63%	9	50%
Employed part time	0	0%	3	17%
Continuing education	4	25%	3	17%
Military service	1	6%	0	0%
Not Actively Engaged	1	6%	3	17%
Unemployed and seeking employment	1	6%	3	17%

About the Data

Graduating students were asked to provide their information through the WMU Post-Graduation Activity Survey within three months of their date of graduation. Some additional data was obtained **from students'** public professional profiles.

This report includes data from students who majored in Applied Mathematics and Mathematics.

All information is based on the most recent data from 2015–16 graduates, combined with data from 2014–15 graduates which was collected near the time of their graduation. We report two years of data together due to low numbers of responses.

Degree recipients	Post-graduation data was obtained for
45	34 graduates (76%)

	Graduates	Responses
Bachelor's	22	16 (73%)
Master's	17	12 (71%)
Doctoral	6	6 (100%)

MATHEMATICS

Full-time Employment

- Median salary for undergraduates was \$45,000 to \$50,000 (based on 10 responses).
- Median salary for graduate students was \$50,000 to \$55,000 (based on 5 responses).
- 67% were located in Michigan.
- 75% indicated their job was related to their degree.
- 80% were satisfied with their job.

Sample Job Titles and Employers

Analyst at Global Atlantic
Assistant Professor at Adrian College
Associate Scientist at Phillips Environmental Consulting Services
Associate Software Developer at Auto-Owners Insurance
Business Generalist at McMaster-Carr Supply Company
Capacity Management Engineer at DENSO
Data Analyst at Universities of Aljouf

Instructor at the WMU Math Department
Medical Informatics Consultant I at Spectrum Health
Programmer Analyst at Accenture
Security Analyst at Securitas Security Services
Software Delivery Consultant at Dynatrace
Technician at Whirlpool
Visiting Assistant Professor at Grand Valley State University

Sample Continuing Education Choices

Bachelor of Actuarial Science at Eastern Michigan University
Doctorate in Mathematics at WMU
Masters in Mathematics at WMU

MATHEMATICS EDUCATION

Post-Graduation Activity 2014–15 and 2015–16

87% of undergraduates and 100% of graduate degree recipients were actively engaged.

	Undergraduate degrees		Graduate degrees	
	count	percent	count	percent
Actively Engaged	13	87%	8	100%
Employed full time	10	67%	7	88%
Employed part time	1	7%	0	0%
Continuing education	2	13%	1	13%
Not Actively Engaged	2	13%	0	0%
Unemployed and seeking employment	2	13%	0	0%

Full-time Employment

- Median salary for undergraduates was \$30,000 to \$35,000 (based on 9 responses).
- 50% were located in Michigan.
- 92% indicated their job was related to their degree.
- 100% were satisfied with their job.

Sample Job Titles and Employers

Assistant Professor at Murray State University
Director of Institutional Planning and Analysis at Trine University
High School Math Teacher at Hancock Public School District
Middle School Math Teacher at Avery County Schools

About the Data

Graduating students were asked to provide their information through the WMU Post-Graduation Activity Survey within three months of their date of graduation. **Some additional data was obtained from students' public professional profiles.**

This report includes data from students who majored in Mathematics Education and Mathematics: Secondary Education.

All information is based on the most recent data from 2015–16 graduates, combined with data from 2014–15 graduates which was collected near the time of their graduation. We report two years of data together due to low numbers of responses.

Degree recipients	Post-graduation data was obtained for	
	27	23 graduates (85%)
	Graduates	Responses
Bachelor's	18	15 (83%)
Master's	7	6 (86%)
Doctoral	2	2 (100%)

Post-Graduation Activity 2014–15 and 2015–16

100% of degree recipients were actively engaged.

	count	percent
Actively Engaged	5	100%
Employed full time	1	20%
Employed part time	1	20%
Continuing education	3	60%

Sample Job Titles and Employers

Instructor at WMU Medieval Institute
Teacher-in-Residence at Achievement First
Amistad High School

Sample Continuing Education Choices

Doctorate in History at Georgia State University
Doctorate in History at University of Chicago
Doctorate in History at University of Colorado

About the Data

Graduating students were asked to provide their information through the WMU Post-Graduation Activity Survey within three months of their date of graduation. **Some additional data was obtained from students’ public professional profiles.**

All information is based on the most recent data from 2015–16 graduates, combined with data from 2014–15 graduates which was collected near the time of their graduation. We report two years of data together due to low numbers of responses.

Master's degree recipients
9
Post-graduation data was obtained for
5 (56%)

ORGANIZATIONAL COMMUNICATION

Post-Graduation Activity 2015–16

94% of degree recipients were actively engaged.

	count	percent
Actively Engaged	31	94%
Employed full time	29	88%
Employed part time	1	3%
Continuing education	1	3%
Not Actively Engaged	2	6%
Unemployed and seeking employment	2	6%

Full-time Employment

- Median salary was \$30,000 to \$35,000 (based on 17 responses).
- 75% were located in Michigan.
- 75% indicated their job was related to their degree.
- 88% were satisfied with their job.

About the Data

Graduating students were asked to provide their information through the WMU Post-Graduation Activity Survey within three months of their date of graduation. **Some additional data was obtained from students' public professional profiles.**

Bachelor's degree recipients

39

Post-graduation data was obtained for

33 (85%)

ORGANIZATIONAL COMMUNICATION

Sample Job Titles and Employers

Account Executive at Yelp	Marketing and Sales Coordinator at Two Men and a Truck
Claim Representative at Auto-Owners Insurance	Marketing Associate at Stryker
College Advisor at Michigan College Access Network	Mortgage Banker at Quicken Loans
Communication & Outcome Specialist at Gryphon Place	Office Administrator at Neurocore Pro
Communication Coordinator at American Cancer Society	Operations Group Leader at Target
Communication Coordinator at Sarasota Chamber	Patient Financial Counselor at Accretive Health
Connections Support Assistant at Valley Family Church	Program Associate at Kalamazoo College
Co-Telemarketing Coordinator at WMU	Program Manager at Open Roads Bike Program
Customer Service Representative at mophie	RSO Development Advisor at WMU Student Activities and Leadership Programs (SALP)
Engineering Coordinator at WL Molding of Michigan	Sales and Marketing Manager at Blackfinn Ameripub
English Teacher at JET program, Japanese Government	Sales Management Trainee at Enterprise Rent-A-Car
Event Intern at La Grange Country Club	Special Projects Coordinator for Student Affairs at WMU
Flex Club Support Assistant (Middle School Ministry) at Valley Family Church	Technical Recruiter at Optomi
HR Administrator at Greenleaf Hospitality Group	Technical Recruiter at Recruit Services
Human Resources Intern at Heritage Community of Kalamazoo	Teller at PNC
K12 Technology Account Manager at Zones	Territory Manager at Kellogg
Leadership Coach at Alpha Xi Delta Fraternity	Web Project Coordinator at Next I.T.
Legal Secretary at Miller Johnson	

Sample Continuing Education Choices

Masters in College Student Personnel Administration at Marquette University	Masters in Social Work at WMU
Masters in Communication at WMU	Masters in Student Affairs Administration at University of Nebraska
Masters in Leadership and Organizational Performance at Vanderbilt University	Masters in Telecommunications at Ball State University

PHILOSOPHY

Post-Graduation Activity 2014–15 and 2015–16

81% of undergraduates and 69% of graduate degree recipients were actively engaged.

	Undergraduate degrees		Graduate degrees	
	count	percent	count	percent
Actively Engaged	13	81%	9	69%
Employed full time	3	19%	2	15%
Employed part time	3	19%	2	15%
Continuing education	7	44%	5	38%
Not Actively Engaged	3	19%	4	31%
Unemployed and seeking employment	2	13%	4	31%
Not immediately seeking employment	1	6%	0	0%

Sample Job Titles and Employers

Adjunct Professor at Albion College
Client Services Associate at Farm Bureau Financial Services
Director of Development at Coatesville Youth Initiative
Inbound Sales Representative at PNC
Photo Stringer at Battle Creek Enquirer
Quality System Administrator at PerfectVision Manufacturing

Sample Continuing Education Choices

Doctorate in Mathematics at WMU
Doctorate in Philosophy at Rice University
Doctorate in Philosophy at University of Michigan
Law at Wayne State University
Masters in Higher Education and Student Affairs at WMU
Masters in Linguistics at Northern Arizona University
Masters in Marketing at Michigan State University
Masters in Philosophy at WMU
Masters in Theology at University of St. Thomas

About the Data

Graduating students were asked to provide their information through the WMU Post-Graduation Activity Survey within three months of their date of graduation. Some additional **data was obtained from students'** public professional profiles.

All information is based on the most recent data from 2015–16 graduates, combined with data from 2014–15 graduates which was collected near the time of their graduation. We report two years of data together due to low numbers of responses.

Degree recipients	Post-graduation data was obtained for	
	Graduates	Responses
45	29 graduates (64%)	
Bachelor's	27	16 (59%)
Master's	18	13 (72%)

PHYSICS

Post-Graduation Activity

87% of undergraduates and 100% of graduate degree recipients were actively engaged.

	Undergraduate degrees 2014–15 and 2015–16		Graduate degrees 2015–16	
	count	percent	count	percent
Actively Engaged	13	87%	5	100%
Employed full time	5	33%	1	20%
Employed part time	2	13%	0	0%
Continuing education	5	33%	4	80%
Military service	1	7%	0	0%
Not Actively Engaged	2	13%	0	0%
Unemployed and seeking employment	2	13%	0	0%

Sample Job Titles and Employers

Adjunct Faculty at Kalamazoo Valley Community College
CAD Drafter at Marine East
Nanofabrication Research Project Associate at Lurie
Nanofabrication Facility
Research Scientist at University of Connecticut
Research Scientist at Western Michigan University
Software Engineer at Dade Moeller Health Group
Technician at IMRA America

Sample Continuing Education Choices

Doctorate in Material Physics at Binghamton
University
Doctorate in Physics at Case Western Reserve
University
Doctorate in Physics at University of Michigan
Doctorate in Physics at WMU

About the Data

Graduating students were asked to provide their information through the WMU Post-Graduation Activity Survey within three months of their date of graduation. **Some additional data was obtained from students' public professional profiles.**

All information for undergraduate degrees is based on the most recent data from 2015–16 graduates, combined with data from 2014–15 graduates which was collected near the time of their graduation. We report two years of data together due to low numbers of responses.

Degree recipients	Post-graduation data was obtained for	
23	20 graduates (87%)	
	Graduates	Responses
Bachelor's	17	15 (88%)
Master's	5	4 (80%)
Doctoral	1	1 (100%)

POLITICAL SCIENCE

Post-Graduation Activity

90% of undergraduates and 100% of graduate degree recipients were actively engaged.

	Undergraduate degrees 2015–16		Graduate degrees 2014–15 and 2015–16	
	count	percent	count	percent
Actively Engaged	26	90%	9	100%
Employed full time	18	62%	3	33%
Employed part time	1	3%	3	33%
Continuing education	6	21%	3	33%
Military service	1	3%	0	0%
Not Actively Engaged	3	10%	0	0%
Unemployed and seeking employment	3	10%	0	0%

Full-time Employment

- Median salary for undergraduates was \$35,000 to \$40,000 (based on 9 responses from 2015–16 graduates).
- 73% were located in Michigan.
- 64% indicated their job was related to their degree.
- 73% were satisfied with their job.

About the Data

Graduating students were asked to provide their information through the WMU Post-Graduation Activity Survey within three months of their date of graduation. Some additional data was **obtained from students'** public professional profiles.

All information for graduate degrees is based on the most recent data from 2015–16 graduates, combined with data from 2014–15 graduates which was collected near the time of their graduation. We report two years of data together due to low numbers of responses.

Degree recipients	Post-graduation data was obtained for	
65	38 graduates (58%)	
	Graduates	Responses
Bachelor's	52	29 (56%)
Master's	7	4 (57%)
Doctoral	6	5 (83%)

POLITICAL SCIENCE

Sample Job Titles and Employers

2nd LT. in the US Army	Field Organizer at Clean Water Action
Account Manager at Thomson Reuters	HR Specialist at the Michigan Department of Military and Veterans Affairs
Administrative Clerk at City of South Haven	Inbound Sales Representative at PNC
Admissions Advocate/Pre-Enrollment Advisor at Hennepin Technical College	Instructor of Political Science at Western Michigan University
Applied Social Scientist at Intiqal Consulting	Intern at Congressman Fred Upton
Assistant Camp Director at Boys & Girls Club of Greater Kalamazoo	Intern at Dodge & Dodge
Assistant Professor at Minnesota State University	Intern at the Detroit City Council
Associate Consultant at Strathmore University, Kenya	Law Clerk at Hills at Law
Auction Manager at ShipStation	Legal Assistant at Frost Brown Todd
Business Generalist at McMaster-Carr Supply	Legislative Assistant at Michigan State Senate
Cadre at Michigan Youth Challenge Academy	Legislative Intern at U.S. Senate
Community Organizer at Hillary for America	Order Management Coordinator at PepsiCo
Customer Service at Stryker Medical	Real Estate Consultant at REMAX Eclipse
Director of Marketing Michigan at Forensic Fluids Laboratories	Research Assistant at Michigan Republican Party
Director of Office of Legislative Affairs at the Michigan Department of Environmental Quality	Research Assistant at NORC at the University of Chicago
District Director at Michigan State Senate	Self-Employed Writer and Editor
Executive Assistant at the Gun Lake Tribe	Union Organizer at Michigan State University

Sample Continuing Education Choices

Bachelor of Higher Education and Student Affairs at Indiana State University	Law at Harvard
Doctorate in Anthropology at University of Notre Dame	Law at University of Detroit
Doctorate in Political Science at University of North Texas	Masters in Industrial Organizational Psychology at Detroit Mercy
Doctorate in Political Science at WMU	Masters in International Development Administration at WMU
Health Law at Michigan State University	Masters in Political Science at WMU
Law at DePaul University	Masters in Theology at Marquette University
Law at Georgetown	MBA at Michigan State University

PSYCHOLOGY GRADUATE PROGRAMS

Post-Graduation Activity 2015–16

100% of **master’s** and doctoral degree recipients were actively engaged.

	Master’s degrees		Doctoral degrees	
	count	percent	count	percent
Actively Engaged	27	100%	14	100%
Employed full time	16	59%	12	86%
Employed part time	0	0%	1	7%
Continuing education	11	41%	0	0%
Military service	0	0%	1	7%

Full-time Employment

- Median salary for **master’s students** was \$50,000 to \$55,000 (based on 15 responses).
- Median salary for doctoral students was \$52,500 to \$57,500 (based on 10 responses).
- 19% were located in Michigan.
- 100% indicated their job was related to their degree.
- 96% were satisfied with their job.

About the Data

Graduating students were asked to provide their information through the WMU Post-Graduation Activity Survey within three months of their date of graduation. **Some additional data was obtained from students’ public professional profiles.**

This report includes data from students who majored in Behavior Analysis; Clinical Psychology; and Industrial Organizational Behavior Management.

Degree recipients	Post-graduation data was obtained for			
	47	41 graduates (87%)		
		Graduates	Responses	
Master’s		32	27	(84%)
Doctoral		15	14	(93%)

PSYCHOLOGY GRADUATE PROGRAMS

Sample Job Titles and Employers

Assistant Clinician at Trumpet Behavioral Health
Assistant Professor at Humboldt State University
Assistant Professor at Michigan State University
Assistant Professor at Oakland University
Associate Clinician at Trumpet Behavioral Health
BCBA at LOGAN Autism Center
BCBA at Residential Opportunities Inc
BCBA Clinical Supervisor at ACI Learning Center
BCBA Supervisor at Total Education Solutions
Behavior Analyst–Program Manager at LOGAN Autism Learning Center
Behavior Analyst at Haugland Learning Center
Behavior Analyst at Summit Pointe
Behavior Consultant at Haugland Companies
Behavior Consultant at LOGAN Community Resources
Behavior Support Specialist at Haugland Learning Center
Board Certified Behavior Analyst at Centria Healthcare
Business Analyst at Streamline Healthcare Solutions
Clinical Director at Residential Opportunities Inc
Clinical Supervisor at Applied Behavioral Services

Clinical Supervisor at Novel Responses
Faculty Specialist at WMU
Instructional Designer at Ardent Learning
Instructional Designer at RSM US
Lead Behavior Analyst at Behavior Services of the Rockies
Performance Improvement Coordinator at Summit Pointe
Postdoctoral Fellow at Kennedy Krieger Institute
Postdoctoral Fellow at the U.S. Food and Drug Administration
Post-Doctoral Limited-Licensed Psychologist at Family Therapy and Development Centers
Postdoctoral Research Fellow at United States Department of Veterans Affairs
Program Manager at Lighthouse Autism Center
Program Supervisor at Autism Spectrum Therapies
Psychology Fellow at United States Department of Veterans Affairs
Research Associate at University of Washington
Self-Employed Consultant
Self-Employed Research Consultant
Staff Psychologist at Salem VA Medical Center
Teacher at Haugland Learning Center

Sample Continuing Education Choices

Doctorate in Applied Behavior Analysis at Caldwell
Doctorate in Applied Behavior Analysis at WMU
Doctorate in Industrial/Organizational Behavior Management at WMU
Doctorate in Psychology at WMU

PSYCHOLOGY: BEHAVIORAL SCIENCE

Post-Graduation Activity 2015–16

94% of degree recipients were actively engaged.

	count	percent
Actively Engaged	46	94%
Employed full time	15	31%
Employed part time	2	4%
Continuing education	29	59%
Not Actively Engaged	3	6%
Unemployed and seeking employment	2	4%
Not immediately seeking employment	1	2%

Full-time Employment

- Median salary was \$25,000 to \$30,000 (based on 7 responses).
- 93% were located in Michigan.
- 67% indicated their job was related to their degree.
- 100% were satisfied with their job.

About the Data

Graduating students were asked to provide their information through the WMU Post-Graduation Activity Survey within three months of their date of graduation. Some additional data was obtained from students' public professional profiles.

Bachelor's degree recipients

69

Post-graduation data was obtained for

49 (71%)

PSYCHOLOGY: BEHAVIORAL SCIENCE

Sample Job Titles and Employers

ABA Therapist at LOGAN Autism Center
Animal Trainer at Kalamazoo County Animal
Services and Enforcement
Assistant Shift Supervisor at HomeLife
Behavior Technician at The Great Lakes Center for
Autism Treatment and Research
Behavioral Technician at Gateway Pediatric
Therapy
Care Worker at Ark Shelter for Youth
Classroom Aide at Kalamazoo Regional Educational
Service Agency

Client Analysis at Harvard Management Associates
HR Specialist at Braintrust Behavioral Health
Quality Improvement Specialist at Child Care
Resources
Recruiter at Aerotek
Recruiter at Workforce Employment Specialists
Research Associate at MPI Research
RPO Recruiter/HR Associate at EG Workforce
Solutions

Sample Continuing Education Choices

Doctorate in Behavior Analysis at WMU
Doctorate in Behavioral Neuroscience at Central
Michigan University
Doctorate in Clinical Psychology at Marquette
University
Doctorate in Clinical Psychology at WMU
Doctorate in Industrial/Organizational Behavior
Management at WMU
Doctorate in Neuroscience at Central Michigan
University
Masters in Applied Behavior Analysis at Florida State
University
Masters in Applied Behavior Analysis at University of
Houston
Masters in Behavior Analysis at WMU
Masters in Clinical Mental Health Counseling at WMU
Masters in Counseling Psychology at Wayne State
University
Masters in Counseling Psychology at WMU

Masters in Dance/Movement Therapy and
Counseling at Columbia College Chicago
Masters in Higher Education and Student Affairs at
WMU
Masters in Human Resources at Michigan State
University
Masters in Industrial Organizational Psychology at
Detroit Mercy
Masters in Industrial Organizational Psychology at
WMU
Masters in Organizational Behavior Management
at WMU
Masters in Psychology at University of Kentucky
Masters in Psychology at WMU
Masters in School Psychology at Grand Valley
State University
Masters in Social Work at Michigan State
University
Masters in Social Work at WMU

PSYCHOLOGY: GENERAL

Post-Graduation Activity 2015–16

93% of degree recipients were actively engaged.

	count	percent
Actively Engaged	90	93%
Employed full time	37	38%
Employed part time	10	10%
Continuing education	42	43%
Military service	1	1%
Not Actively Engaged	7	7%
Unemployed and seeking employment	7	7%

Full-time Employment

- Median salary was \$25,000 to \$30,000 (based on 23 responses).
- 85% were located in Michigan.
- 60% indicated their job was related to their degree.
- 74% were satisfied with their job.

Sample Job Titles and Employers

2nd LT in the US Army
ABA Technician at Compass Wellness Center
ABA Therapist at Gateway Pediatric Therapy
ABA Tutor at Hope Network
Behavior Technician at The Great Lakes Center for Autism Treatment and Research
Behavioral Health Technician at Centria Healthcare
Behavioral Technician at Positive Behavior Supports Corporation
Behavioral Technician at Spectrum Rehabilitation Center
Care Coordinator at Kalamazoo County Government
Care Provider-Adolescent Residential at Pine Rest
Case Manager at Hegira Programs
Certified Nursing Assistant at Heritage Community
Coach at Brain Balance Achievement Centers

Lead Supervisor at Home Life
Lead Teacher, Infant Program at Child Development Center
Lead Teacher at Gilden Woods Early Care and Preschool
Logistics Specialist at Nolan Transportation Group
Management Trainee at Enterprise Rent-A-Car
Marketing Assistant at PM Environmental
Medical Scribe at PhysAssist Scribes
National Account Manager Sales Trainee at Coyote Logistics
On-Site Supervisor at YMCA of Greater Kalamazoo
Patient Advocate at Henry Ford Health System
Patient Services Assistant at University of Michigan Hospital
Peer Support Group Facilitator at West Michigan Refugee Education and Cultural Center

PSYCHOLOGY: GENERAL

Sample Job Titles and Employers (cont.)

Coordinator at YWCA	Program Facilitator at Prevention Works
Credit Card Consultant at PNC	Recruitment Coordinator at Holland Partner Group
Crew Chief at Michigan Air National Guard	Residential Advocate at Crossroads Crisis Center
Crisis Worker at Gryphon Place	Risk Management at Financial Credit Union
Customer Relations Specialist at Big Brothers Big Sisters	RN-BC, BSN at Pine Rest
Data Coordinator 2 at MPI Research	Sales Executive at MSDSonline
Default Specialist at PNC	Self-Employed Au Pair
Event Coordinator at Prospect Solutions	Social Service Aide at Ministry with Community
Human Resources Assistant at Whirlpool	Student Housing; Housing Consultant at The Scion Group
Information and Referral Specialist at Kalamazoo Community Mental Health	Technical Recruiter at Recruit Services
	Word Processor at VanWagoner Shinar Law Firm
	Youth Specialist at Calhoun County Juvenile Home

Sample Continuing Education Choices

Doctorate in Applied Behavior Analysis at San Francisco State University	Masters in Criminology at University of Cincinnati
Doctorate in Clinical Psychology at WMU	Masters in Forensic Psychology at The Chicago Institute of Professional Psychology
Doctorate in Industrial/Organizational Behavior Management at WMU	Masters in Higher Education and Student Affairs at WMU
Doctorate in Psychology at University of Chicago	Masters in Industrial/Organizational Behavior Management at Cleveland State University
Law at Michigan State University	Masters in Marriage and Family Counseling at Liberty University
Masters in Applied Behavior Analysis at Oakland University	Masters in Occupational Therapy at WMU
Masters in Behavior Analysis at WMU	Masters in Practice of Teaching at WMU
Masters in Child Psychology at San Diego State University	Masters in Psychology at WMU
Masters in Clinical Mental Health Counseling at Governor's State University	Masters in Public Health at University of Washington
Masters in College Counseling at WMU	Masters in School Counseling at WMU
Masters in Communication at WMU	Masters in Social Work at University of Michigan
Masters in Counseling at Cornerstone University	Masters in Social Work at WMU
Masters in Counseling Psychology at The Chicago School of Professional Psychology	Masters in Vision Rehabilitation Therapy at WMU
Masters in Counselor Education at WMU	MBA at WMU
Masters in Couples and Family Therapy at Adler University	UX Design Bootcamp at designation.io

About the Data

Graduating students were asked to provide their information through the WMU Post-Graduation Activity Survey within three months of their date of graduation. Some additional data was obtained from students' public professional profiles.

Bachelor's degree recipients

149

Post-graduation data was obtained for

97 (65%)

PUBLIC ADMINISTRATION

Post-Graduation Activity 2015–16

100% of degree recipients were actively engaged.

	count	percent
Actively Engaged	34	100%
Employed full time	31	91%
Employed part time	1	3%
Continuing education	2	6%

Full-time Employment

- Median salary for students was \$50,000 to \$55,000 (based on 23 responses).
- 97% were located in Michigan.
- 82% indicated their job was related to their degree.
- 73% were satisfied with their job.

About the Data

Graduating students were asked to provide their information through the WMU Post-Graduation Activity Survey within three months of their date of graduation. **Some additional data was obtained from students' public professional profiles.**

Degree recipients	Post-graduation data was obtained for	
38	34 graduates (89%)	
	Graduates	Responses
Master's	37	33 (89%)
Doctoral	1	1 (100%)

PUBLIC ADMINISTRATION

Sample Job Titles and Employers

Account Coordinator at Association Management Center	Eligibility Specialist at State of Michigan
Activities Coordinator at Boys and Girls Club of Lansing	Executive Director at Building Blocks of Kalamazoo
Administrator at Kalamazoo Gastroenterology Hepatology	Executive Director at Tobacco-Free Michigan
Assistance Payments Worker at Kalamazoo County Department of Health and Human Services	Grant Coordinator at Muskegon Area ISD
Assistant Vice President of IT Strategy and Innovation at Michigan State University	Independent Living Specialist at Disability Network of Southwest Michigan
Associate Director of Community Impact at United Way	Investigator at City of Kalamazoo
Associate Professor at Ferris State University	Labor Management Relations Examiner at National Labor Relations Board
Business Manager Associate at Western Michigan University	Legislative Director at Michigan House of Representatives
Center Manager at Kalamazoo College	Manager of Patient Advocacy at Family Health Center of Battle Creek
Chambers of Justice McCormack at the Michigan Supreme Court	Mission Coordinator at Susan G. Komen
Clinical Research Coordinator at Henry Ford Hospital	Ombudsman's Assistant at Ombudsman of the Republic of Indonesia
Coordinator of Project Data at WMU Mallinson Institute	Owner at Rowley and Doubleday Office of Chiropractic Neurology
Corrections Officer at the Michigan Department of Corrections	Policy Analyst at State of Michigan
Data Analyst at State of Michigan	Program Coordinator at Borgess
Department Specialist at State of Michigan	Research Associate at WMU
Development and Community Relations Coordinator at Michigan State University	Secretary at Department of State
Developmental Disabilities Specialist at Clinton Eaton Ingham Community Mental Health	Senior Policy Analyst at Michigan Department of Natural Resources
Director of Market Development/Research Associate at Public Policy Associates	Senior QC Specialist at Covance Laboratories
Director of Quality and Evaluation at Communities In Schools Kalamazoo	Transition Coordinator at United States Department of Veterans Affairs
Education/Department Analyst at Michigan Veterans Affairs Agency	Volunteer Coordinator at S.A.F.E. Place Shelter

Sample Continuing Education Choices

Law at WMU Cooley Law School
MBA at WMU

PUBLIC RELATIONS

Post-Graduation Activity 2015–16

100% of degree recipients were actively engaged.

	count	percent
Actively Engaged	47	100%
Employed full time	41	87%
Employed part time	3	6%
Continuing education	3	6%

Full-time Employment

- Median salary was \$30,000 to \$35,000 (based on 17 responses).
- 71% were located in Michigan.
- 63% indicated their job was related to their degree.
- 75% were satisfied with their job.

About the Data

Graduating students were asked to provide their information through the WMU Post-Graduation Activity Survey within three months of their date of graduation. Some additional data was obtained from students' public professional profiles.

Bachelor's degree recipients

53

Post-graduation data was obtained for

47 (89%)

PUBLIC RELATIONS

Sample Job Titles and Employers

Account Appearance Trainer at Great Lakes Companies	Head of Public Relations and Marketing at Kalamazoo Beer Exchange
Account Clerk at Blue Cross Blue Shield of Michigan	Intern at Jerry Thomas Public Relations
Account Executive at Yelp	Intern at Starfish Family Services
Associate Conference Producer at Marcus Evans	Legislative and Staff Assistant at Capitol Hill Consulting Group
Associate Sales Executive at C.H. Robinson	Manager Trainee at Enterprise Rent-A-Car
Client Services Account Manager at SPAR Group	Marketing and Merchandising Intern at Edwards Garment
Communication Intern at EDP Renewables North America	Marketing Intern at Spectrum Health
Communication Support Assistant at Valley Family Church	Media Relations Intern at Fischer
Communications at UFCW 951	Member Services Associate at Council of Western State Foresters
Communications Consultant at Zoetis	Operations Conquest Support Manager at Nexus Business Solutions
Communications Coordinator at Alpha Xi Delta Nationals	Personal Stylist at Ropazi
Communications Specialist I at Bronson	Producer at Isobar
Conference Services Administrator at Kiawah Island Golf Resort	Production Assistant/Office Manager at M.A.P.
Customer Engagement Manager at Kinexus: Economy, Workforce, Community	Production Assistant at Live Nation Entertainment
Development Associate at Junior Achievement of Southeastern Michigan	Program Assistant at Battle Creek Community Foundation
Digital Marketing Strategist at DontGo	Promotion Coordinator at J&L Marketing
Director of Social Media/Photographer at Rhino Media Productions	Public Relations and Marketing at Haven Oakland County
Elementary Teacher at Jackson Public Schools	Recruiter/Sales at Aerotek
Event Consultant and Marketing Intern at Kalamazoo Experiential Learning Center	Sales Representative at MillerCoors
Event Manager at Brunswick's Tavern 45	Social Media Marketer at Life Solutions
Family Support Coordinator at Community Homeworks	Social Strategy, Global Consumer Marketing at Levi Strauss
Fellow at Challenge Detroit	Sponsorship Coordinator at ArtPrize
Generalist at Social Security Administration	University Learning and Development Coordinator at Goldman Sachs

Sample Continuing Education Choices

Law at University of Detroit Mercy	Masters in Spanish at WMU
Masters in Higher Education at Arkansas Tech University	MBA at WMU

RELIGION

Post-Graduation Activity

60% of undergraduates and 83% of graduate degree recipients were actively engaged.

	Undergraduate degrees 2015–16		Graduate degrees 2014–15 and 2015–16	
	count	percent	count	percent
Actively Engaged	3	60%	5	83%
Employed full time	2	40%	3	50%
Continuing education	1	20%	2	33%
Not Actively Engaged	2	40%	1	17%
Unemployed and seeking employment	1	20%	1	17%
Not immediately seeking employment	1	20%	0	0%

Sample Job Titles and Employers

ABA Therapist at LOGAN Autism Center
Assistant Language Teacher at JET program, Japanese Government
Manager at Village Market
Programmer Analyst at Accenture
Tutor at Sylvan Learning Systems
Umpire at Gameday USA
Volunteer Public Affairs Officer at American Red Cross

Sample Continuing Education Choices

Law at Wayne State University Law School
Masters in Comparative Religion at WMU

About the Data

Graduating students were asked to provide their information through the WMU Post-Graduation Activity Survey within three months of their date of graduation. **Some additional data was obtained from students' public professional profiles.**

All information for graduate degrees is based on the most recent data from 2015–16 graduates, combined with data from 2014–15 graduates which was collected near the time of their graduation. We report two years of data together due to low numbers of responses.

Degree recipients	Post-graduation data was obtained for	
20	11 graduates (55%)	
	Graduates	Responses
Bachelor's	5	5 (100%)
Master's	15	6 (40%)

SCIENCE EDUCATION

Post-Graduation Activity

82% of **master’s** and 91% of doctoral degree recipients were actively engaged.

	Master’s degrees 2015–16		Doctoral degrees 2014–15 and 2015–16	
	count	percent	count	percent
Actively Engaged	9	82%	10	91%
Employed full time	7	64%	10	91%
Continuing education	1	9%	0	0%
Volunteering full time	1	9%	0	0%
Not Actively Engaged	2	18%	1	9%
Unemployed and seeking employment	1	9%	1	9%
Not immediately seeking employment	1	9%	0	0%

Full-time Employment

- Median salary **for master’s students** was \$40,000 to \$45,000 (based on 6 responses from 2015–16 graduates).
- Median salary for doctoral students was \$40,000 to \$45,000 (based on 5 responses from 2014–15 and 2015–16 graduates).
- 63% were located in Michigan.
- 79% indicated their job was related to their degree.
- 83% were satisfied with their job.

Sample Job Titles and Employers

Assistant Professor at Giresun University, Turkey
Associate Professor at Grand Rapids Community College
Biology Teacher at Portage Public Schools
Faculty Specialist I at WMU
Instructor at Kalamazoo Valley Community College
Interpretation Specialist at Kalamazoo Valley Museum
Math Teacher at Lakeview Community Schools
Postdoctoral Scholar at Oregon State University
Research Associate at Michigan State University
Science Education Specialist at KVCC
Science Teacher at Boyne Falls Public Schools
Teacher at Fremont Public Schools

About the Data

Graduating students were asked to provide their information through the WMU Post-Graduation Activity Survey within 3 months of graduation. Additional data **was obtained from students’ public** online profiles.

All information for doctoral degrees is based on the most recent data from 2015–16 graduates, combined with data from 2014–15 graduates which was collected near the time of their graduation. We report two years of data together due to low numbers of responses.

Degree recipients	Post-graduation data was obtained for	
	27	22 graduates (81%)
	Graduates	Responses
Master’s	16	11 (69%)
Doctoral	11	11 (100%)

SOCIOLOGY

Post-Graduation Activity

90% of undergraduates and 83% of graduate degree recipients were actively engaged.

	Undergraduate degrees 2015–16		Graduate degrees 2014–15 and 2015–16	
	count	percent	count	percent
Actively Engaged	27	90%	5	83%
Employed full time	13	43%	3	50%
Employed part time	8	27%	0	0%
Continuing education	4	13%	2	33%
Military service	2	7%	0	0%
Not Actively Engaged	3	10%	1	17%
Unemployed and seeking employment	3	10%	1	17%

Full-time Employment

- Median salary for undergraduates was \$40,000 to \$45,000 (based on 7 responses from 2015–16 graduates).
- 71% were located in Michigan.
- 78% indicated their job was related to their degree.
- 75% were satisfied with their job.

About the Data

Graduating students were asked to provide their information through the WMU Post-Graduation Activity Survey within three months of their date of graduation. Some additional data was **obtained from students'** public professional profiles.

All information for graduate degrees is based on the most recent data from 2015–16 graduates, combined with data from 2014–15 graduates which was collected near the time of their graduation. We report two years of data together due to low numbers of responses.

Degree recipients	Post-graduation data was obtained for	
	63	36 graduates (57%)
	Graduates	Responses
Bachelor's	54	30 (56%)
Master's	2	1 (50%)
Doctoral	7	5 (71%)

SOCIOLOGY

Sample Job Titles and Employers

2LT Military Police Officer
Assistant Professor at University of Michigan–Flint
Behavior Therapist at Centria Healthcare
Care Provider—Adolescent Residential at Pine Rest
Community Corrections Planner at Kent County
Office of Community Corrections
Customer Relations Specialist at Big Brothers Big
Sisters
Direct Care Giver at Small World Learning Village
Drug Testing Assistant at Kalamazoo County Office
of Community Corrections
Executive Director at Black Arts and Cultural Center
Foster Care Specialist at Family and Children
Services
Head Start Teacher at White Lake Area Community
Education
HR Coordinator at CSM Group

Job Development Specialist at Hostetler, Fontaine
and Associates
Line Therapist at Comprehensive Early Autism
Services
Manager in Training at Enterprise Rent-A-Car
Microsoft Consultant at Best Buy
Operational Staff Technician at Federal Bureau of
Investigation
Program Assistant at Housing Resources
Registered Behavior Technician at Total Spectrum
Sales Representative at Total Quality Logistics
Security Officer at Securitas Security Services
Site Coordinator at Re-Member, SD
Special Service Group at Critical Intervention
Services
Staff Sergeant in the Military Police
Unit Secretary at Spectrum Health

Sample Continuing Education Choices

Doctorate in Sociology at Ohio State University
Doctorate in Sociology at WMU
Law at University of Michigan
Masters in Clinical Psychology at Roosevelt
University
Masters in Counseling at Oakland University
Masters in Criminal Justice at University of
Cincinnati

Masters in Educational Leadership at WMU
Masters in Family Sciences at WMU
Masters in Public Administration at Wayne State
University
Masters in Sociology at DePaul University
Police Academy at Oakland Community College

Post-Graduation Activity 2015–16

91% of undergraduates and 40% of graduate degree recipients were actively engaged.

	Undergraduate degrees		Graduate degrees	
	count	percent	count	percent
Actively Engaged	41	91%	2	40%
Employed full time	25	56%	1	20%
Employed part time	2	4%	0	0%
Continuing education	14	31%	1	20%
Not Actively Engaged	4	9%	3	60%
Unemployed and seeking employment	4	9%	3	60%

Full-time Employment

- Median salary for undergraduates was \$25,000 to \$30,000 (based on 14 responses).
- 83% were located in Michigan.
- 85% indicated their job was related to their degree.
- 85% were satisfied with their job.

About the Data

Graduating students were asked to provide their information through the WMU Post-Graduation Activity Survey within three months of their date of graduation. **Some additional data was obtained from students' public professional profiles.**

This report includes data from students who majored in Spanish and Spanish: Secondary Education.

Degree recipients	Post-graduation data was obtained for		
68	50 graduates (74%)		
	Graduates	Responses	
Bachelor's	60	45	(75%)
Master's	7	4	(57%)
Doctoral	1	1	(100%)

SPANISH

Sample Job Titles and Employers

Account Manager at Nolan Transportation
Associate Director at Southwest Michigan First
Behavior Specialist at ABA Therapy
Clinic Manager at Business Health Solutions
Conversation Auxiliar at King William's College,
Isle of Man
Direct Care Professional at Residential
Opportunities Inc
Direct Care Staff at Family and Children Services
English Teaching Assistant at Department of
Education, Spain
Instructor at Albion College
Intern at Grupo Antolin
Lead Supervisor at Jeffery Michael

Manager of Recruitment and Outreach at Western
Michigan University
Mortgage Banker at Quicken Loans
Music Therapist at Winter Park Memorial Hospital
Outbound Sales Specialist at Maestro
Pharmacy Technician at Meijer
Police Officer at Grand Rapids Police Department
Refugee Case Manager at Bethany Christian Services
Regulatory Affairs Analyst at Stryker
RN-BSN at Bronson
Spanish Teacher at World Communications Charter
School
Technical Sales Associate at Parker Hannifin
Visiting Professor at Grand Valley State University

Sample Continuing Education Choices

Doctorate in Archaeology at Syracuse University
Doctorate in Behavioral Neuroscience at Central
Michigan University
Doctorate in Spanish at WMU
Doctorate in Spanish Linguistics at National
Autonomous University of Mexico
Law at Michigan State University
Masters in Behavioral Science at WMU
Masters in Blindness and Low Vision Studies at
WMU
Masters in Counseling Psychology at The Chicago
School of Professional Psychology
Masters in Higher Education and Student Affairs at
University of Georgia
Masters in Library and Information Sciences at
Wayne State University

Masters in Linguistics at University of Wales
Masters in Linguistics at Wayne State University
Masters in Occupational Therapy at WMU
Masters in Social Work at Michigan State University
Masters in Spanish at WMU
Masters in Speech Pathology at Michigan State
University
Masters in Speech–Language Pathology at WMU
Masters in Vision Rehabilitation Therapy at WMU
Medicine at Michigan State University
Physician Assistant at University of New England
Spanish Court Interpreting Certification at The
Southern California School of Interpretation

Post-Graduation Activity

80% of undergraduates and 75% of graduate degree recipients were actively engaged.

	Undergraduate degrees 2014–15 and 2015–16		Graduate degrees 2015–16	
	count	percent	count	percent
Actively Engaged	4	80%	15	75%
Employed full time	4	80%	12	60%
Employed part time	0	0%	1	5%
Continuing education	0	0%	2	10%
Not Actively Engaged	1	20%	5	25%
Unemployed and seeking employment	1	20%	3	15%
Not immediately seeking employment	0	0%	2	10%

Full-time
Employment

- Median salary for graduate students was \$65,000 to \$70,000 (based on 7 responses from 2015–16 graduates).
- 50% were located in Michigan.
- 100% indicated their job was related to their degree.
- 100% were satisfied with their job.

Sample Job Titles and Employers

Associate Manager of Business Analytics at Kellogg
Automotive Data Analyst at WardsAuto
Biometrician at Experis
Biostatistician at Merieux NutriSciences
Biostatistician at Parexel International
Biostatistician at Premier Research
Business Analyst at Deloitte, Brazil
Data Analyst at Metalloid
Marketing Analyst at Meijer
Mathematical Statistician Analyst at Dematic North America
Product Cost Analyst at Fabri-Kal
Quantitative Analyst at Bremer Bank
Researcher at Center for Health Data Research, Analysis and Mapping
Statistician at Innovative Analytics

About the Data

Graduating students were asked to provide their information through the WMU Post-Graduation Activity Survey within three months of their date of graduation. **Some additional data was obtained from students’ public professional profiles.**

All information for undergraduate degrees is based on the most recent data from 2015–16 graduates, combined with data from 2014–15 graduates which was collected near the time of their graduation. We report two years of data together due to low numbers of responses.

Degree recipients	Post-graduation data was obtained for	
35	25 graduates (71%)	
	Graduates	Responses
Bachelor’s	6	5 (83%)
Master’s	23	16 (70%)
Doctoral	6	4 (67%)

WORLD LANGUAGES AND LITERATURES

Post-Graduation Activity 2015–16

94% of degree recipients were actively engaged.

	count	percent		count	percent
Actively Engaged	17	94%	Not Actively Engaged	1	6%
Employed full time	10	56%	Unemployed and seeking employment	1	6%
Employed part time	3	17%			
Continuing education	4	22%			

Full-time Employment

- Median salary was \$30,000 to \$35,000 (based on 6 responses).
- 50% indicated their job was related to their degree.
- 80% were located in Michigan
- 50% were satisfied with their job.

Sample Job Titles and Employers

Assistant Language Teacher at JET program, Japan
Associate at Robert Walters Japan
Behavior Technician at The Great Lakes Center for Autism Treatment and Research
Buyer at Mann+Hummel
ELA Teacher at Hartford Public Schools
Freelance Commercial/Music Video Editor
French Teacher at Lake Region Union High School
Junior Product Engineer at OMT-Veyhl
Leadership Trainee at Octapharma
Self-Employed Model, Actor, and Photographer
Substitute Teacher at EDUStaff
Teacher at Mikey's Kids Academy
Teaching Assistant at Government of France

Sample Continuing Education Choices

Bachelor of Dietetics at University Claude Bernard Lyon
Law at Queen's University of Belfast
Masters in Clinical Therapy at Eastern Michigan
Masters in Japanese at Indiana University
Masters in Library Science at Wayne State University
Masters in Linguistics at Bangor University
Masters in Linguistics at University of Wales
Masters in Modern Middle Eastern and North African Studies at University of Michigan
Masters in Social Work at WMU
Medicine at WMU

About the Data

Graduating students were asked to provide their information through the WMU Post-Graduation Activity Survey within three months of their date of graduation. Some additional data was obtained from students' public professional profiles.

This report includes data from students who majored in French; German; German: Secondary Education; Japanese; and Latin.

Bachelor's degree recipients
21
Post-graduation data was obtained for
18 (86%)

Post-Graduation Activity Report



WESTERN MICHIGAN UNIVERSITY

Aviation Flight Science	83
Aviation Maintenance Technology	84
Aviation Management and Operations	85

AVIATION

Post-Graduation Activity 2015–16

94% of all Aviation graduates were actively engaged.

	count	percent
Actively Engaged	78	94%
Employed full time	65	78%
Employed part time	7	8%
Continuing education	3	4%
Military service	3	4%
Volunteering full time	0	0%
Not Actively Engaged	5	6%
Unemployed and seeking employment	5	6%
Not immediately seeking employment	0	0%

Survey Population

	Graduates	Responses
Bachelor's degrees	129	83 (64%)

The Post-Graduation Activity Survey was sent to all of the 129 students who earned a degree from the College of Aviation between August 2015 and June 2016.

Employment

Survey respondents who indicated they were employed were asked to provide additional information about their employment, including salary range. Salaries are reported only for those respondents who say that their employment is full time (30 hours or more per week). In the College of Aviation the median reported salary range was \$35,000 to \$40,000 (based on 293 responses).

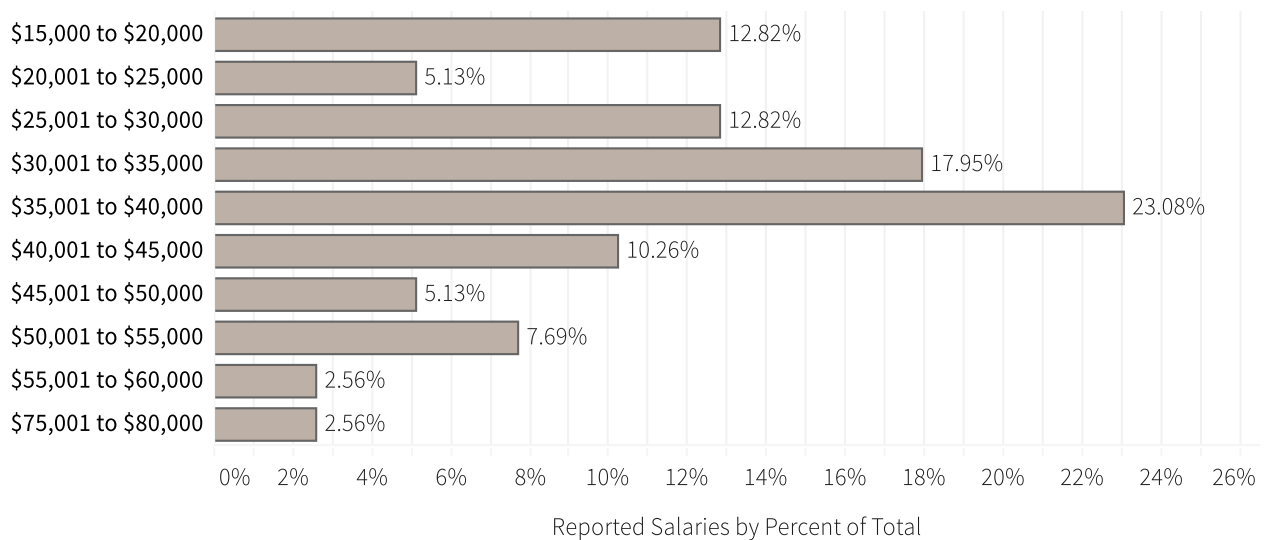
There were 7 respondents working part time (8% of all respondents). These respondents were asked whether they were seeking different or additional employment. Of those who answered, 100% said they were seeking employment.

AVIATION

Full-time Employment

- Median salary for undergraduate degree recipients in the College of Aviation was \$35,000 to \$40,000 (based on 39 responses).
- 61% indicated their job was located in Michigan.
- 91% indicated their job was related to their degree.
- 88% were satisfied with their job.
- 23% worked for the same employer before graduation.

Full-time Salaries



AVIATION FLIGHT SCIENCE

Post-Graduation Activity 2015–16

91% of degree recipients were actively engaged.

	count	percent		count	percent
Actively Engaged	32	91%	Not Actively Engaged	3	9%
Employed full time	27	77%	Unemployed and seeking employment	3	9%
Employed part time	2	6%			
Continuing education	2	6%			
Military service	1	3%			

Full-time Employment

- Median salary was \$30,000 to \$35,000 (based on 15 responses).
- 60% were located in Michigan.
- 92% indicated their job was related to their degree.
- 83% were satisfied with their job.

Sample Continuing Education Choices

Flight Instructor Certification at American Flyers
Flight Instructor Certification at DCT Aviation

Sample Job Titles and Employers

Aircraft Dispatcher at Air America
Aircraft Structural Maintenance at MI National Guard
Aviation Associate at WMU
Below Wing Agent at Delta Airlines Global Services
Captain Pilot at Lentini Aviation Management
Certified Flight Instructor at DCT Aviation
Certified Flight Instructor at San Carlos Flight Center
Certified Flight Instructor at U.S. Aviation Academy
Certified Flight Instructor at WMU
Contract Pilot/Flight Instructor
Director of Operations at Great Lakes Air Ventures
First Officer at Envoy Airlines
First Officer at ExpressJet Airlines
First Officer at SkyWest Airlines

Flight Engineer at IFL Group
Flight Instructor at Aerosim Flight Academy
Flight Instructor/Corporate Pilot at KUSA Aviation
Fueller at Swissport USA
Pilot-First Officer at Tropic Ocean Airways
Pilot and Camera Operator at Williams Aerial and Mapping
Pilot at Endeavor Air
Pilot at Envoy Airlines
Ramp Agent/Station Agent at Quick Flight Services
Ramp Agent at Swissport
Ramp, Operations, and Customer Service
Supervisor at Quick Flight Services
Supervisor Airport Services at Envoy Airlines

About the Data

Graduating students were asked to provide their information through the WMU Post-Graduation Activity Survey within three months of their date of graduation. Some additional data was obtained from students' public professional profiles.

Bachelor's degree recipients
54
Post-graduation data was obtained for
35 (65%)

AVIATION MAINTENANCE TECHNOLOGY

Post-Graduation Activity 2015–16

94% of degree recipients were actively engaged.

	count	percent		count	percent
Actively Engaged	15	94%	Not Actively Engaged	1	6%
Employed full time	14	88%	Unemployed and seeking employment	1	6%
Employed part time	1	6%			

Full-time Employment

- Median salary was \$42,500 to \$47,500 (based on 8 responses).
- 83% were located in Michigan.
- 86% indicated their job was related to their degree.
- 100% were satisfied with their job.

Sample Continuing Education Choices

Masters in Engineering at Embry Riddle
Aeronautical University
Masters in Engineering Management at WMU

Sample Job Titles and Employers

A&P Apprentice at Textron Aviation
A&P Mechanic at Pinnacle Airlines
A&P Mechanic at SkyWest Airlines
A&P Technician at Northern Jet Management
Aircraft Mechanic at WMU
Aircraft Technician at Duncan Aviation
Airframe Technician at Duncan Aviation
Aviation Maintenance Technician at Duncan Aviation
Aviation Maintenance Technician at WMU
Aviation Mechanic at Duncan Aviation
Avionics Modification Specialist at Duncan Aviation
Field Manager at General Motors
Flight Engineer at IFL Group
Mechanical Engineering Technician II at Amazon.com
Operations Agent at United Airlines
Turbine Engine Technician at Pratt & Whitney of Canada

About the Data

Graduating students were asked to provide their information through the WMU Post-Graduation Activity Survey within three months of their date of graduation. Some additional data was obtained from students’ public professional profiles.

Bachelor's degree recipients
30
Post-graduation data was obtained for
16 (53%)

AVIATION MANAGEMENT AND OPERATIONS

Post-Graduation Activity 2015–16

93% of degree recipients were actively engaged.

	count	percent
Actively Engaged	38	93%
Employed full time	31	76%
Employed part time	4	10%
Continuing education	1	2%
Military service	2	5%
Not Actively Engaged	3	7%
Unemployed and seeking employment	3	7%

Full-time Employment

- Median salary was \$35,000 to \$40,000 (based on 22 responses).
- 52% were located in Michigan.
- 95% indicated their job was related to their degree.
- 89% were satisfied with their job.

About the Data

Graduating students were asked to provide their information through the WMU Post-Graduation Activity Survey within three months of their date of graduation. Some additional data was obtained from students' public professional profiles.

Bachelor's degree recipients

57

Post-graduation data was obtained for

41 (72%)

AVIATION MANAGEMENT AND OPERATIONS

Sample Job Titles and Employers

2nd Lieutenant at United States Marine Corps	Lead Customer Service Agent at United Airlines
Agent at Envoy Airlines	Lead Station Agent at American Airlines
Aircraft Parts Coordinator at Northern Jet Management	Material Logistics Specialist at American Airlines
Airport Operation Representative at China Southern Airlines	Operation Service Manager at Delta Air Lines
Airport Operations Representative at City and County of Denver	Operations Agent at United Airlines
Airport Operations Supervisor at Kalamazoo/Battle Creek International Airport	Operations Assistant at Kalitta Air
Assistant Operations Coordinator at Chicago Executive Airport	Operations Supervisor at United Parcel Service
Associate at Steven Baldwin Associates	Operations Technician at Kalamazoo/Battle Creek International Airport
Aviation Associate at WMU	Pilot at Endeavor Air
Certified Flight Instructor at U.S. Aviation Academy	Pilot-First Officer at Tropic Ocean Airways
Certified Flight Instructor at Westwind School of Aeronautics	Platoon Leader at Army National Guard
Contract Fuel at Avfuel	Ramp Control Tower Coordinator at Aircraft Service International Group
Crew Scheduler at Air Wisconsin	Ramp, Operations, and Customer Service Supervisor at Quick Flight Services
Crew Scheduler at Frontier Airlines	Remote Pilot Operator at Chickasaw Nation Industries
Crew Scheduler at Kalitta Air	Report Coordinator Associate at MPI Research
Cross Utilized Agent at Quick Flight Services	Second Lieutenant, Pilot in the USAF
Financial Manager at Sunset Coast Aviation	Station Agent at Envoy Airlines
First Officer at ExpressJet Airlines	Station Agent at Envoy Ground Services
Flight Dispatcher at PSA Airlines	Station Agent at United Ground Express
Flight Follower at Pentastar Aviation	Supervisor Airport Services at Envoy Airlines
Gate Agent at American Airlines	Traffic Administrator Associate at Lockheed Martin
International Flight Clearance Coordinator at Kalitta Air	Training Coordinator at Kalitta Air

Sample Continuing Education Choices

Dispatcher Certification at Sheffield School of Aeronautics
MBA at International School of Management

Post-Graduation Activity Report



WESTERN MICHIGAN UNIVERSITY

Athletic Training	91
Career and Technical Education	92
Coaching Sport Performance	93
Counseling Psychology	94
Counselor Education.....	96
Dietetics	98
Educational Leadership	99
Educational Leadership: Higher Education	100
Educational Leadership: Higher Ed and Student Affairs	101
Educational Leadership: K12	102
Educational Leadership: Organizational Analysis	104
Educational Technology	105
Elementary Education	106
Evaluation, Measurement, and Research	108
Exercise Science	109
Family Science.....	111
Fashion Merchandising and Design.....	113
Food Service Administration	114
Health Education	115
Interior Design	116
Literacy Studies.....	117
Organizational Learning and Performance	118
Physical Education.....	119
Practice of Teaching.....	120
Recreation	121
Secondary Education.....	123
Social Studies: Secondary Education.....	124
Sociocultural Studies of Education	125
Special Education	126

EDUCATION AND HUMAN DEVELOPMENT

Post-Graduation Activity 2015–16

92% of all Education and Human Development graduates were actively engaged.

	All degrees		Undergraduate degrees		Graduate degrees	
	count	percent	count	percent	count	percent
Actively Engaged	596	92%	310	91%	286	93%
Employed full time	473	73%	221	65%	252	82%
Employed part time	55	8%	37	11%	18	6%
Continuing education	62	10%	48	14%	14	4%
Military service	3	0.5%	3	1%	0	0%
Volunteering full time	3	0.5%	1	0.3%	2	0.6%
Not Actively Engaged	52	8%	30	9%	22	7%
Unemployed and seeking employment	45	7%	28	8%	17	6%
Not immediately seeking employment	7	1%	2	0.6%	5	2%

Survey Population

	Graduates	Responses	
All degrees	887	648	(73%)
Bachelor's	477	340	(71%)
Master's	369	268	(73%)
Doctoral	41	40	(98%)

The Post-Graduation Activity Survey was sent to all of the 887 students who earned a degree from the College of Education and Human Development between August 2015 and June 2016.

Employment

Survey respondents who indicated they were employed were asked to provide additional information about their employment, including salary range. Salaries are reported only for those respondents who say that their employment is full time (30 hours or more per week). In the College of Education and Human Development the median reported salary range was \$35,000 to \$40,000 (based on 301 responses).

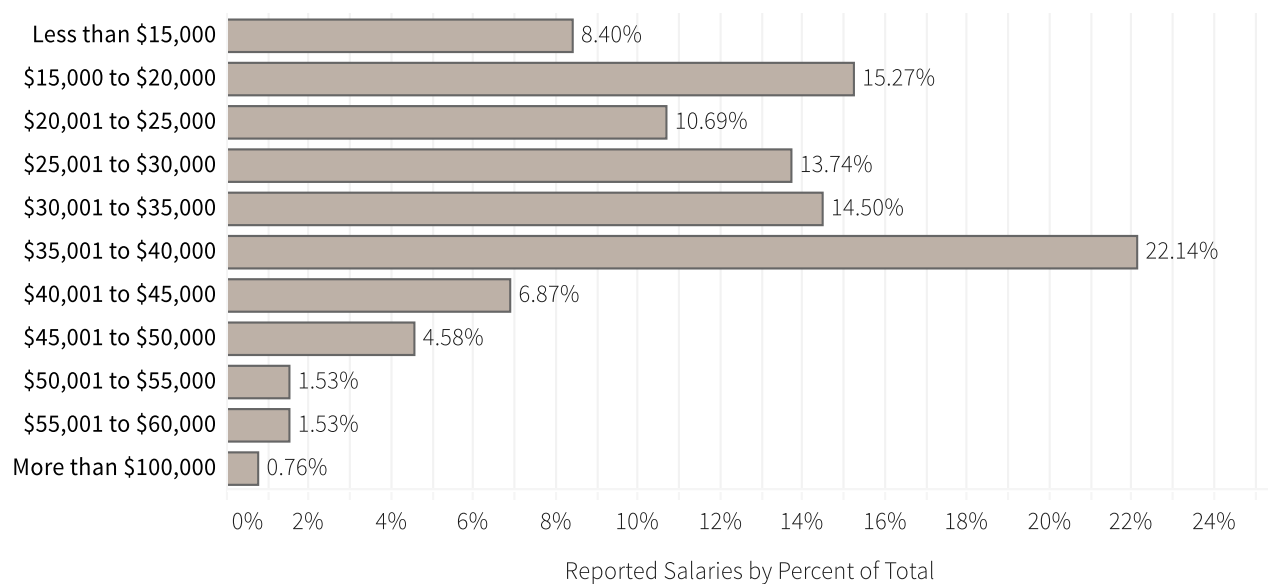
There were 55 respondents working part time (8% of all respondents). These respondents were asked whether they were seeking different or additional employment. Of those who answered, 79% said they were seeking employment, and 21% said they were not seeking employment.

EDUCATION AND HUMAN DEVELOPMENT

Undergraduates' Full-time Employment

- Median salary for undergraduate degree recipients in the College of Education and Human Development was \$30,000 to \$35,000 (based on 131 responses).
- 76% indicated their job was located in Michigan.
- 85% indicated their job was related to their degree.
- 88% were satisfied with their job.
- 29% worked for the same employer before graduation.

Undergraduate Salaries

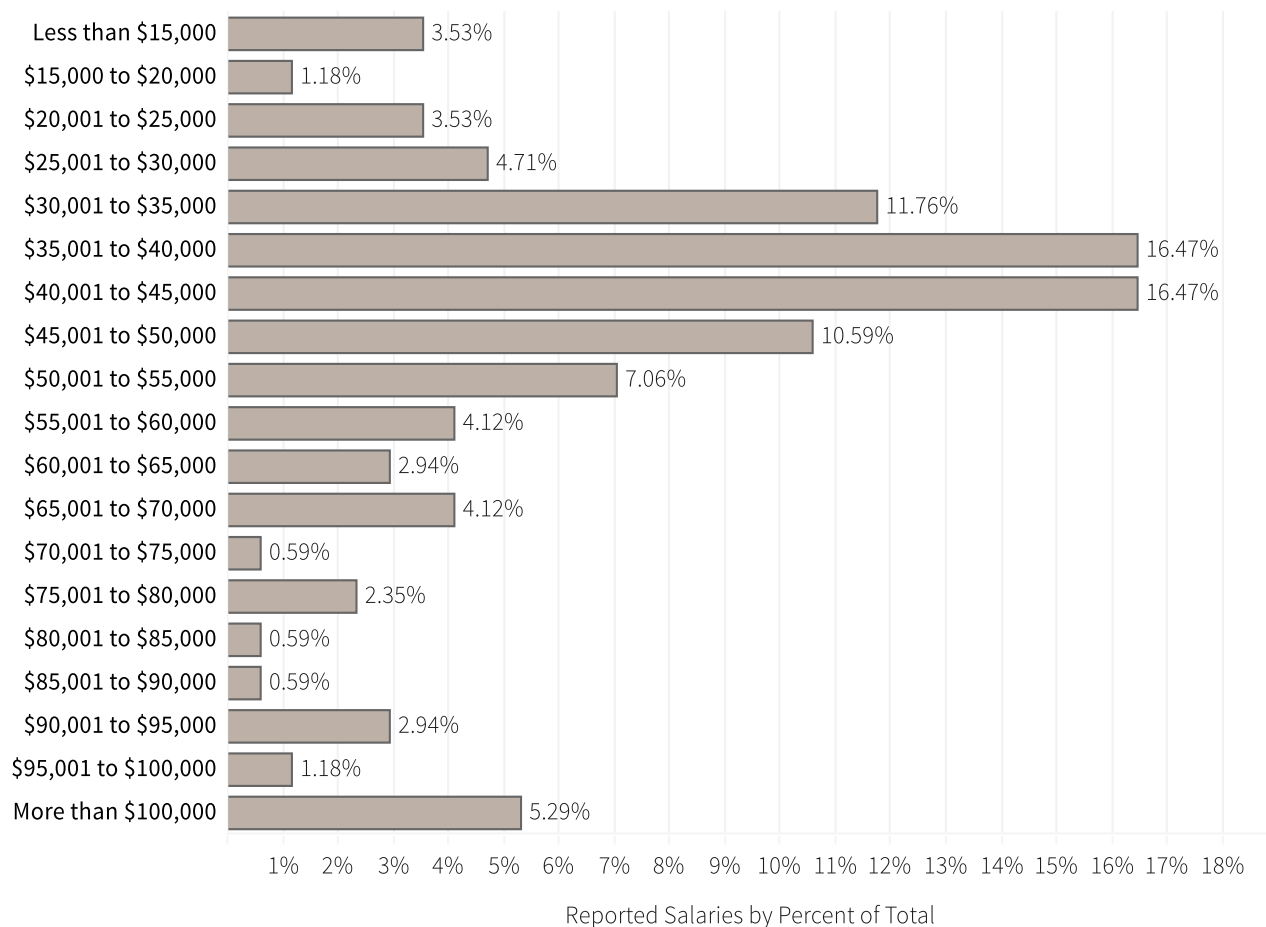


EDUCATION AND HUMAN DEVELOPMENT

Graduate Students' Full-time Employment

- Median salary for graduate degree recipients in the College of Education and Human Development was \$40,000 to \$45,000 (based on 170 responses).
- 81% indicated their job was located in Michigan.
- 91% indicated their job was related to their degree.
- 85% were satisfied with their job.
- 69% worked for the same employer before graduation.

Graduate Salaries



ATHLETIC TRAINING

Post-Graduation Activity 2015–16

100% of undergraduate and graduate degree recipients were actively engaged.

	Undergraduate degrees		Graduate degrees	
	count	percent	count	percent
Actively Engaged	7	100%	8	100%
Employed full time	3	43%	8	100%
Continuing education	4	57%	0	0%

Full-time Employment

- Median salary for graduate students was \$27,500 to \$32,500 (based on 6 responses).
- 100% indicated their job was related to their degree.
- 33% were located in Michigan.
- 86% were satisfied with their job.

Sample Job Titles and Employers

Assistant Athletic Trainer at Saint Mary's College
Assistant Athletic Trainer at Sturgis High School
Athletic Trainer at Franciscan St. Elizabeth Health
Athletic Trainer at Harvard University
Athletic Trainer at Niagara Falls Memorial Medical Center
Athletic Training Fellow at University of Kansas
Certified Athletic Trainer at Borgess
Certified Athletic Trainer at Gundersen Health Systems
Certified Athletic Trainer at Star Physical Therapy
Director of Strength and Conditioning at Center for Athletic Performance and Physical Therapy
Graduate Assistant Athletic Trainer at Carson–Newman University
Outreach Athletic Trainer at Baptist Health Sports Medicine
Patient Care Assistant at Active Health and Wellness

Sample Continuing Education Choices

Bachelor of Nursing at Lewis University
Doctorate in Physical Therapy at Emory University
Masters in Athletic Training at WMU
Masters in Exercise Science at Northern Michigan University

About the Data

Graduating students were asked to provide their information through the WMU Post-Graduation Activity Survey within three months of their date of graduation. Some additional data was obtained from students' **public professional profiles**.

Degree recipients	Post-graduation data was obtained for	
	22	15 graduates (68%)
	Graduates	Responses
Bachelor's	10	7 (70%)
Master's	12	8 (67%)

CAREER AND TECHNICAL EDUCATION

Post-Graduation Activity 2014–15 and 2015–16

50% of undergraduates and 95% of graduate degree recipients were actively engaged.

	Undergraduate degrees		Graduate degrees	
	count	percent	count	percent
Actively Engaged	3	50%	19	95%
Employed full time	2	33%	15	75%
Employed part time	0	0%	4	20%
Continuing education	1	17%	0	0%
Not Actively Engaged	3	50%	1	5%
Unemployed and seeking employment	3	50%	1	5%

Full-time Employment

- Median salary for graduate students was \$45,000 to \$50,000 (based on 9 responses).
- 88% were located in Michigan.
- 100% indicated their job was related to their degree.
- 100% were satisfied with their job.

Sample Job Titles and Employers

Assistant Professor at Northern Michigan University
Business Management and Admin Teacher at Climax HS
Business Teacher at Gull Lake Community Schools
Career Development Coordinator at Eaton RESA
Career Facilitator at Ser Metro Detroit
Healthcare Instructor at Ottawa Area ISD
Marketing and Entrepreneurship Instructor at Van Buren Technology Center
Teacher at Allegan Technical and Education Center
Teacher at Benton Harbor Area Schools

About the Data

Graduating students were asked to provide their information through the WMU Post-Graduation Activity Survey within three months of their date of graduation. **Some additional data was obtained from students' public professional profiles.**

This report includes data from students who majored in Career and Technical Education; Family and Consumer Sciences Teacher Education; and Secondary Education in Business.

All information is based on the most recent data from 2015–16 graduates, combined with data from 2014–15 graduates which was collected near the time of their graduation. We report two years of data together due to low numbers of responses.

Degree recipients	Post-graduation data was obtained for	
	Graduates	Responses
39	26 graduates (67%)	
Bachelor's	9	6 (67%)
Master's	30	20 (67%)

COACHING SPORT PERFORMANCE

Post-Graduation Activity 2014–15 and 2015–16

100% of degree recipients were actively engaged.

	count	percent
Actively Engaged	5	100%
Employed full time	4	80%
Continuing education	1	20%

Full-time Employment

- 100% were located in Michigan.
- 100% indicated their job was related to their degree.
- 100% were satisfied with their job.

Sample Job Titles and Employers

Lab Technician at Medline Industries
Owner at Dan Bulley Soccer School
Physical Education Teacher and Coach at
Gobles Public Schools

Sample Continuing Education Choices

Masters in Sports Management at WMU

About the Data

Graduating students were asked to provide their information through the WMU Post-Graduation Activity Survey within three months of their date of graduation. Some additional data was obtained from students’ public professional profiles.

All information is based on the most recent data from 2015–16 graduates, combined with data from 2014–15 graduates which was collected near the time of their graduation. We report two years of data together due to low numbers of responses.

Master's degree recipients
5
Post-graduation data was obtained for
5 (100%)

Post-Graduation Activity 2015–16

97% of degree recipients were actively engaged.

	count	percent
Actively Engaged	34	97%
Employed full time	26	74%
Employed part time	3	9%
Continuing education	5	14%
Not Actively Engaged	1	3%
Unemployed and seeking employment	1	3%

Full-time Employment

- Median salary for students was \$35,000 to \$40,000 (based on 14 responses).
- 87% were located in Michigan.
- 82% indicated their job was related to their degree.
- 55% were satisfied with their job.

About the Data

Graduating students were asked to provide their information through the WMU Post-Graduation Activity Survey within three months of their date of graduation. **Some additional data was obtained from students' public professional profiles.**

Degree recipients	Post-graduation data was obtained for	
50	35 graduates (70%)	
	Graduates	Responses
Master's	44	29 (66%)
Doctoral	6	6 (100%)

COUNSELING PSYCHOLOGY

Sample Job Titles and Employers

Access Line Representative at Network 180
Adult Protective Services at State of Michigan
Anxiety Therapist at The Anxiety Treatment Center of West Michigan
Assistant Professor/Counselor at Grand Rapids Community College
Behavior Technician at Developmental Enhancement
Budget Analyst at Western Michigan University
Case Manager Therapist at Forest View Hospital
Case Worker at Mental Health Cooperative of Middle Tennessee
Clinician at Barry County Community Mental Health
Co-founder and Vice President at Amplified Life Network
Community Living Specialist at Bethany Christian Services
Counseling Psychologist at University of Michigan CAPS
Counselor at Compass Wellness Center
Counselor at Hope College
Direct Care Staff Help Line Crisis Worker at HomeLife
Director of Clinic Operations at Neurocore
Educational Psychology Lecturer at National University of Mongolia
Faculty Counselor at Bellevue College

Founder and Anxiety Psychotherapist at The Anxiety Treatment Center of West Michigan
Limited License Psychologist at K2A Counseling
Mental Health Therapist and Substance Abuse Counselor at Prevention and Training Services
Postdoctoral Fellow at Nemours/DuPont Hospital for Children
Postdoctoral Fellow at University of California Berkeley
Psychological Assistant at Battle Creek Counseling Associates
Psychologist (QMHP) at Michigan Department of Corrections
Psychologist at Air Force Base
Psychologist at Integrative Health Consultants
Psychologist at University of South Florida
Psychology Assistant at Mary Free Bed Rehabilitation Hospital
Self-Employed Counselor
Self-Employed Private Practice Psychologist
Therapist at Compass Wellness Center
Therapist at Forest View Hospital
Therapist at Holy Cross Youth and Family Services
Therapist at Meredith Psychological and Testing Services
Wraparound Coordinator at Arbor Circle

Sample Continuing Education Choices

Doctorate in Counseling Psychology at WMU
Doctorate in Counselor Education at WMU

COUNSELOR EDUCATION

Post-Graduation Activity 2015–16

85% of degree recipients were actively engaged.

	count	percent
Actively Engaged	51	85%
Employed full time	38	63%
Employed part time	9	15%
Continuing education	4	7%
Not Actively Engaged	9	15%
Unemployed and seeking employment	8	13%
Not immediately seeking employment	1	2%

Full-time Employment

- Median salary was \$40,000 to \$45,000 (based on 27 responses).
- 97% were located in Michigan.
- 91% indicated their job was related to their degree.
- 90% were satisfied with their job.

About the Data

Graduating students were asked to provide their information through the WMU Post-Graduation Activity Survey within three months of their date of graduation. Some additional data was **obtained from students' public professional profiles.**

Master's degree recipients
79

Post-graduation data was obtained
for
60 (76%)

COUNSELOR EDUCATION

Sample Job Titles and Employers

Academic Advisor at Baker College	High School At-Risk Counselor at Niles Community Schools
Assistant Director of Career Services at Indiana University	High School Counselor at Muskegon Catholic Central
Assistant Director of Recruitment and Retention at Western Michigan University	High School Teacher and College Counselor at Leelanau School
Assistant Professor in Counselor Education at Argosy University	Intervention Specialist at Glen Lake Community Schools
Care Provider at Pine Rest	Lead Pastor at Christ Church of Traverse City
Career Counselor at Gerald R. Ford Job Corps	LGBT Group Facilitator at Third Level Crisis Intervention Center
Case Manager and Therapist at Forest View Hospital	Licensed Practitioner at Pine Rest
Case Manager at Berrien County	Middle School Counselor at Kingsley Area Schools
Case Worker at Northern Lakes Community Mental Health	Mobile Crisis Response at Family and Children Services
Children's Crisis Specialist at Northern Family Intervention Services	School Counselor at Eau Claire Public Schools
Clinical Specialist at ProtoCall Services	School Counselor at Zeeland Public Schools
Clinical Therapist at StoneCrest Center	Self-Employed Counselor and Marriage and Family Therapist
Community Resource Specialist at UpJohn Institute	Siemer Program Manager at Goodwill Industries of Southwestern Michigan
Counselor at BASES Teen Center	Social Worker at Lutheran Social Services of Michigan
Counselor at Kalamazoo Gospel Mission	Sophomore Experience Instructor at Western Michigan University
Counselor at Munson Health Care	Substance Abuse Counselor at Eastside Outpatient Services
Counselor at Starr Commonwealth	Substance Abuse Therapist at Community Healing Center
Crisis Counselor at Third Level Crisis Center	Support Professional to Associate Dean at Grand Rapids Community College
Educational Support Professional at Grand Rapids Community College	Teacher at Kalamazoo Public Schools
Emergency Services Specialist/Outpatient Therapist at Northern Lakes Community Mental Health	Therapist at Borgess
ESA Professional at Chestnut Hill Elementary	Therapist at Catholic Charities West Michigan
Family Reunification Team Leader at Catholic Charities West Michigan	Therapist at InterAct of Michigan
Family Reunification Team Leader at Orchards Children's Services	Vocational Rehabilitation Counselor at Michigan Rehabilitation Services
Family Support Supervisor at Kalamazoo County Circuit Court, Friend of the Court	
Family Therapist at Bethany Christian Services	
Foster Care Adoption Specialist at Bethany Christian Services	

Sample Continuing Education Choices

Doctorate in Counseling Psychology at WMU	Doctorate in Counselor Education at WMU
Doctorate in Counselor Education at Ohio State University	Doctorate in Family Studies at Kansas State University

DIETETICS

Post-Graduation Activity 2015–16

94% of degree recipients were actively engaged.

	count	percent		count	percent
Actively Engaged	15	94%	Not Actively Engaged	1	6%
Employed full time	8	50%	Unemployed and seeking employment	1	6%
Employed part time	1	6%			
Continuing education	6	38%			

Full-time Employment

- 38% were located in Michigan.
- 71% indicated their job was related to their degree.
- 83% were satisfied with their job.

Sample Job Titles and Employers

Cook at Paul Oliver Memorial Hospital
Dietary Staff at New Friends Memory Care
Dietetic Intern at California State University
Dietetic Intern at U of M Hospitals and Health Centers
Nutritional Assistant at Lucky #9 Food Court
Registered Dietitian at Miami Valley Hospital

Sample Continuing Education Choices

Dietetics at Dominican University
Masters in Dietetics at WMU
Masters in Food and Nutrition at Bowling Green State University
Masters in Healthcare Administration at Rush University
Masters in Nutrition and Food Science at Wayne State University
MBA at WMU

About the Data

Graduating students were asked to provide their information through the WMU Post-Graduation Activity Survey within three months of their date of graduation. Some additional data was obtained from students' public professional profiles.

Bachelor's degree recipients
20

Post-graduation data was obtained for
16 (80%)

EDUCATIONAL LEADERSHIP

Post-Graduation Activity 2014–15 and 2015–16

91% of degree recipients were actively engaged.

	count	percent		count	percent
Actively Engaged	20	91%	Not Actively Engaged	2	9%
Employed full time	17	77%	Unemployed and seeking employment	2	9%
Employed part time	1	5%			
Continuing education	2	9%			

Full-time Employment

- Median salary was \$50,000 to \$55,000 (based on 11 responses).
- 100% were located in Michigan.
- 91% indicated their job was related to their degree.
- 91% were satisfied with their job.

Sample Job Titles and Employers

2nd Grade Teacher at Oak Park School District
7th Grade Mathematics Teacher at Berrien Springs Schools
Associate Dean of Operations at Grand Rapids Community College
Dean, Career Education at Lake Michigan College
Educational Consultant at St. Joseph County ISD
Elementary Teacher at Grand Haven Area Public Schools
Head Volleyball Coach at Albion College
Part-time Instructor at Chiba Institute of Technology, Japan
Placement Specialist at Genesee Intermediate School District
Principal at Oak Park Schools
Teacher at Kalamazoo Public Schools

About the Data

Graduating students were asked to provide their information through the WMU Post-Graduation Activity Survey within three months of their date of graduation. **Some additional data was obtained from students' public professional profiles.**

This report includes data from students who majored in Educational Leadership and Educational Leadership: Career Technical Education.

All information is based on the most recent data from 2015–16 graduates, combined with data from 2014–15 graduates which was collected near the time of their graduation. We report two years of data together due to low numbers of responses.

Degree recipients	Post-graduation data was obtained for	
25	22 graduates (88%)	
	Graduates	Responses
Master's	15	13 (87%)
Doctoral	10	9 (90%)

EDUCATIONAL LEADERSHIP: HIGHER EDUCATION

Post-Graduation Activity 2014–15 and 2015–16

100% of degree recipients were actively engaged.

	count	percent
Actively Engaged	16	100%
Employed full time	15	94%
Employed part time	1	6%

Full-time Employment

- Median salary was \$85,000 to \$90,000 (based on 7 responses).
- 93% were located in Michigan.
- 100% indicated their job was related to their degree.
- 83% were satisfied with their job.

Sample Job Titles and Employers

Assistant Professor at Ferris State University
Assistant Vice Provost for Student Affairs at Grand Valley State University
Associate Dean, Corporate and Professional Development at Ferris State University
Chief Academic Officer at Baker College
Director of National/International Fellowships and Scholarships Office at Michigan State University
Director of Student Academic Affairs at Ferris State University
Director of Student Affairs Assessment at WMU

Director of Undergraduate Research and Scholarship at Grand Valley State University
Director, CCPS Undergraduate Advising Center at Grand Valley State University
Enrollment Management Communication and Data Coordinator at Grand Rapids Community College
Faculty at Kalamazoo Valley Community College
Professor/Coordinator of L.E. Academy at Ferris State University
Program Director at Girls on the Run Michiana
Self-Employed Consultant/Contractor

About the Data

Graduating students were asked to provide their information through the WMU Post-Graduation Activity Survey within three months of their date of graduation. **Some additional data was obtained from students' public professional profiles.**

All information is based on the most recent data from 2015–16 graduates, combined with data from 2014–15 graduates which was collected near the time of their graduation. We report two years of data together due to low numbers of responses.

Doctoral degree recipients

16

Post-graduation data was obtained for

16 (100%)

ED LEADERSHIP: HIGHER ED AND STUDENT AFFAIRS

Post-Graduation Activity 2015–16

87% of degree recipients were actively engaged.

	count	percent
Actively Engaged	13	87%
Employed full time	13	87%
Not Actively Engaged	2	13%
Unemployed and seeking employment	1	7%
Not immediately seeking employment	1	7%

Full-time Employment

- Median salary was \$35,000 to \$40,000 (based on 11 responses).
- 60% were located in Michigan.
- 80% indicated their job was related to their degree.
- 90% were satisfied with their job.

Sample Job Titles and Employers

Academic Advisor at University of Illinois at Chicago
Academic Advisor at Western Michigan University
AmeriCorps VISTA at MI Gear Up/AmeriCorps
Area Coordinator at University of Tampa
Assistant Director at WMU Office of Admissions
Assistant Director for Campus Visits at Southern Methodist University
Assistant Director of Career Development at Saint Mary's College
Assistant Director of Financial Aid at Aquinas College
Assistant Director of Student Disability Services at Butler University
Assistant Director of Student Life at Michigan State University
Assistant Director of Upward Bound at WMU
Career Coordinator at Florida A&M University

Coordinator of Leadership Development at Purdue University
Director of Bands at Galesburg-Augusta Schools
English Writing Teacher and Head Librarian at Rowad Al Khleej International Schools
Financial Aid Coordinator at Oakland University
Head of Academic Service and International Office at Swiss German University and The Aceh Polytechnic
Peer Advocate Leader (PAL) Program Coordinator at University Colorado Denver
Program Coordinator at Kalamazoo College
Residential Life Coordinator at Hope College
Senior Scholarship Specialist at Tetra Tech
Student Services Specialist at WMU
Student Success Coach at Purdue University

About the Data

Graduating students were asked to provide their information through the WMU Post-Graduation Activity Survey within three months of their date of graduation. Some additional data was obtained from students' **public** professional profiles.

Master's degree recipients

16

Post-graduation data was obtained for

15 (94%)

EDUCATIONAL LEADERSHIP: K12

Post-Graduation Activity 2015–16

96% of **master's** and 100% of doctoral degree recipients were actively engaged.

	Master's degrees		Doctoral degrees	
	count	percent	count	percent
Actively Engaged	26	96%	14	100%
Employed full time	25	93%	14	100%
Employed part time	1	4%	0	0%
Not Actively Engaged	1	4%	0	0%
Unemployed and seeking employment	1	4%	0	0%

Full-time Employment

- Median salary for **master's students** was \$42,500 to \$47,500 (based on 22 responses).
- Median salary for doctoral students was More than \$100,000 (based on 7 responses).
- 95% were located in Michigan.
- 90% indicated their job was related to their degree.
- 83% were satisfied with their job.

About the Data

Graduating students were asked to provide their information through the WMU Post-Graduation Activity Survey within three months of their date of graduation. Some additional data was obtained from students' public professional profiles.

Degree recipients	Post-graduation data was obtained for	
55	41 graduates (75%)	
	Graduates	Responses
Master's	41	27 (66%)
Doctoral	14	14 (100%)

EDUCATIONAL LEADERSHIP: K12

Sample Job Titles and Employers

1st Grade Teacher at Hesperia Community Schools
4th Grade Teacher at Countryside Academy
Admission Representative at Muskegon Community College
ASD Consultant at Berrien RESA
Assistant Principal at Dowagiac Union High School
Assistant Principal at Kalamazoo Public Schools
Assistant Professor at Taibah University, Saudi Arabia
Assistant Professor of Education at Central College
Assistant Superintendent at Indian River School District
Athletic Director at Hesperia Community Schools
Business/CTE Teacher at Owosso Public Schools
Classroom Teacher at Kalamazoo Public Schools
CTE Director/Assistant Principal at Benton Harbor Area Schools
Dean of Early College at Muskegon Area Intermediate School District
Director of Early Childhood at Grand Rapids Public Schools
Director of Finance at Mona Shores Public Schools
Director of General Education at Wexford-Missaukee ISD
Elementary Principal at East Grand Rapids Public Schools

English Teacher at Parchment Public Schools
Enrollment Services Representative at Muskegon Community College
Executive Director at Grand Rapids Public Schools
Executive Transformation Officer at East St Louis 189
Headmaster at Creative Montessori Academy
Information Commons/Media Technician Supervisor at Muskegon Community College
Lead Teacher at KRESA Head Start
Music Teacher at Bay City Public Schools
Parent Education Coordinator at Berrien Regional Education Service Agency
Physical Education Teacher at Ottawa Area ISD
Principal at Holland Public Schools
Principal at National Heritage Academies
Social Studies Teacher at Plainwell Schools
Special Education Teacher at Dowagiac Union School District
Student Activities Director at Portage Public Schools
Substitute Teacher at EDU Staff
Superintendent at Whitefish Township Community Schools
Supervisor at Michigan Department of Education
Teacher at Timberland Charter Academy

ED LEADERSHIP: ORGANIZATIONAL ANALYSIS

Post-Graduation Activity 2014–15 and 2015–16

81% of degree recipients were actively engaged.

	count	percent		count	percent
Actively Engaged	22	81%	Not Actively Engaged	5	19%
Employed full time	17	63%	Unemployed and seeking employment	3	11%
Employed part time	1	4%			
Continuing education	4	15%	Not immediately seeking employment	2	7%

Full-time Employment

- Median salary was \$42,500 to \$47,500 (based on 10 responses).
- 81% were located in Michigan.
- 82% indicated their job was related to their degree.
- 64% were satisfied with their job.

Sample Job Titles and Employers

Administrative Assistant at Kalamazoo Public Schools
Assistant Professor of Management at Hope College
Children’s Services Specialist at State of Michigan
Education Chair at Corinthian Colleges
Faculty at Kellogg Community College
Manager at The Oaklands, WMU
Manager of Student Success and Veterans Affairs at Muskegon Community College
Quality Improvement Specialist at Child Care Resources
Radiography Program Coordinator/Instructor at Kellogg Community College
Recruitment Assistant at Western Michigan University
Senior Office Assistant at WMU
Supervisor at Berrien County Family Division Trial Court

About the Data

Graduating students were asked to provide their information through the WMU Post-Graduation Activity Survey within three months of their date of graduation. **Some additional data was obtained from students’ public professional profiles.**

All information is based on the most recent data from 2015–16 graduates, combined with data from 2014–15 graduates which was collected near the time of their graduation. We report two years of data together due to low numbers of responses.

Degree recipients	Post-graduation data was obtained for	
28	27 graduates (96%)	
	Graduates	Responses
Master’s	26	25 (96%)
Doctoral	2	2 (100%)

EDUCATIONAL TECHNOLOGY

Post-Graduation Activity 2014–15 and 2015–16

100% of degree recipients were actively engaged.

	count	percent
Actively Engaged	13	100%
Employed full time	10	77%
Continuing education	2	15%
Volunteering full time	1	8%

Full-time Employment

- Median salary was \$50,000 to \$55,000 (based on 7 responses).
- 67% were located in Michigan.
- 100% indicated their job was related to their degree.
- 100% were satisfied with their job.

Sample Continuing Education Choices

Masters in Computer Science at WMU
Masters in Statistics at WMU

Sample Job Titles and Employers

7–8th Grade Science Teacher at Vista Charter Academy
Acquisitions Analyst at MB Real Estate
Analyst at DA's Office of Santo Domingo
Art Educator at Vicksburg Community Schools
Classroom Technology Consultant Lead at WMU
Instructional Technology at Hartford Public Schools
Manager, Eastern Academic Center at Kellogg Community College
Mathematics Teacher at Grand Rapids Public Schools
Senior Budget Analyst at WMU
Special Education Teacher at Portland Public Schools
Systems Administrator at Western Michigan University
Homer Stryker M.D. School of Medicine
Teacher Leader at MinerD, Dominican Republic
Technical and Systems Support Specialist II at School District of Waukesha
Technology Integration Specialist at Kalamazoo Public Schools

About the Data

Graduating students were asked to provide their information through the WMU Post-Graduation Activity Survey within three months of their date of graduation. Some additional data was obtained from students' public professional profiles.

Master's degree recipients
19
Post-graduation data was obtained for
13 (68%)

ELEMENTARY EDUCATION

Post-Graduation Activity 2015–16

91% of degree recipients were actively engaged.

	count	percent
Actively Engaged	60	91%
Employed full time	45	68%
Employed part time	14	21%
Continuing education	1	2%
Not Actively Engaged	6	9%
Unemployed and seeking employment	6	9%

Full-time Employment

- Median salary was \$30,000 to \$35,000 (based on 31 responses).
- 77% were located in Michigan.
- 97% indicated their job was related to their degree.
- 100% were satisfied with their job.

About the Data

Graduating students were asked to provide their information through the WMU Post-Graduation Activity Survey within three months of their date of graduation. **Some additional data was obtained from students' public professional profiles.**

This report includes data from students who majored in Elementary Education: Early Childhood and Elementary Education: K–8.

Bachelor's degree recipients

96

Post-graduation data was obtained for

66 (69%)

ELEMENTARY EDUCATION

Sample Job Titles and Employers

1st Grade Teacher at Academy of Math and Science
2nd Grade Teacher at Portage Public Schools
3rd Grade Teacher at Sand Creek Community School
4th Grade Teacher at Schoolcraft Community Schools
5th Grade Teacher at EDU Staff
Adult Education Instructor at Kentucky Technical College
Barre Method Instructor at Kalamazoo Barre Studio
Building Substitute at Farmington Public Schools
Childcare Director at St. Vrain Valley School District, CO
Classroom Teacher at Kalamazoo Public Schools
Consultant at David P. Weikart Center for Youth Program Quality
Dance Instructor at Excel Dance Center
Day Care Provider at Play and Learn Zone
Elementary Teacher at Duvall County Schools
Infant/Toddler Teacher at Gretchen's House Child Care Centers
Interventionist at Farmington Public Schools
Kindergarten Teacher at Imagine Schools
Lead Teacher at Gilden Woods Early Care and Preschool
Long Term Substitute Teacher at Kalamazoo Public Schools

Math Teacher at West Ashley Advanced Studies Magnet School
Paraprofessional at Walker Charter Academy
Paraprofessional/Tutor at Portage Public Schools
Preschool Teacher at 150 Parker School
Priority School Literacy and Mathematics Interventionist at Kalamazoo Public Schools
Program Director at Home Again Childcare
Resource Teacher at Shields Elementary School
Spanish Substitute at AESOP
Special Education Long Term Substitute at Blackbird Elementary School
Substitute Teacher at EDUStaff
Substitute Teacher at PESG
Support Teacher at Mattawan Early Elementary School
Teacher Assistant at Eau Claire Public Schools
Teacher at Battle Creek Montessori Academy
Teacher at Gull Lake Schools
Teacher at Murphy Performance Academy
Teacher at Teach for America
Title 1 Paraprofessional at Kalamazoo Public Schools
Title 1 Tutor at Kalamazoo Public Schools
Trainer/Coach at Around The Horn Training Unit Serving Executive at Boy Scouts of America

Sample Continuing Education Choices

Masters in Blindness and Low Vision Studies at WMU
Masters in Education at University of Louisiana
Masters in Montessori Education at Loyola University

EVALUATION, MEASUREMENT, AND RESEARCH

Post-Graduation Activity 2015–16

83% of degree recipients were actively engaged.

	count	percent		count	percent
Actively Engaged	5	83%	Not Actively Engaged	1	17%
Employed full time	5	83%	Unemployed and seeking employment	1	17%

Full-time Employment

- 60% were located in Michigan.
- 100% indicated their job was related to their degree.
- 100% were satisfied with their job.

Sample Job Titles and Employers

Assistant Director of Research at GRMEP
Connected Appliances Analyst at iMPact Business Group
Director of Product Application & Sensory at Kalsec
Faculty Specialist at Western Michigan University
Teacher at Kalamazoo Public Schools
Technology and Media Manager at National Disability Institute

Sample Continuing Education Choices

Doctorate in Evaluation at WMU

About the Data

Graduating students were asked to provide their information through the WMU Post-Graduation Activity Survey within three months of their date of graduation. **Some additional data was obtained from students' public professional profiles.**

Degree recipients	Post-graduation data was obtained for	
7	6 graduates (86%)	
	Graduates	Responses
Master's	3	3 (100%)
Doctoral	4	3 (75%)

EXERCISE SCIENCE

Post-Graduation Activity

97% of undergraduates and 91% of graduate degree recipients were actively engaged.

	Undergraduate degrees 2015–16		Graduate degrees 2014–15 and 2015–16	
	count	percent	count	percent
Actively Engaged	58	97%	10	91%
Employed full time	27	45%	5	45%
Employed part time	8	13%	2	18%
Continuing education	20	33%	3	27%
Military service	3	5%	0	0%
Not Actively Engaged	2	3%	1	9%
Unemployed and seeking employment	2	3%	1	9%

Full-time Employment

- Median salary for undergraduates was \$22,500 to \$27,500 (based on 12 responses from 2015–16 graduates).
- 79% were located in Michigan.
- 57% indicated their job was related to their degree.
- 86% were satisfied with their job.

About the Data

Graduating students were asked to provide their information through the WMU Post-Graduation Activity Survey within three months of their date of graduation. Some additional data was **obtained from students'** public professional profiles.

This report includes data from students who majored in Exercise Physiology and Exercise Science.

All information for graduate degrees is based on the most recent data from 2015–16 graduates, combined with data from 2014–15 graduates which was collected near the time of their graduation. We report two years of data together due to low numbers of responses.

Degree recipients	Post-graduation data was obtained for	
101	71 graduates (70%)	
	Graduates	Responses
Bachelor's	84	60 (71%)
Master's	17	11 (65%)

EXERCISE SCIENCE

Sample Job Titles and Employers

Cardiovascular Medical Technician at Beaumont Health System
Data Analyst at Blue Care Network
Exercise Physiologist at Allegan General Hospital
Exercise Specialist at ATI Physical Therapy
Exercise Specialist at Borgess
Fitness Specialist at Power Wellness
Floor Manager at Gazelle Sports
Football Strength and Conditioning Intern at Western Michigan University
Front Desk Associate at Kalamazoo Athletic Club
General Manager at LifeStart Wellness Network
Group Fitness Trainer and Coach at Fit Body Boot Camp
Health and Conditioning Trainer at Genesis Rehabilitation Services
Health and Wellness Coordinator at Verizon
Health Fitness Specialist at HealthFitness
Healthcare Recruiter at Maxim Healthcare Services
Infantry Officer at United States Marine Corps
Intern at Spectrum Health
Living Skill Specialist at Origami Brain Injury Rehabilitation Center
Military Police Commissioned Officer at US Army
Naval Officer at U.S. Navy
Non Invasive Cardio Tech at Bronson
Owner at The Spirit Body Connection

Patient Care Associate at Borgess
Personal Trainer at Equinox Fitness
Personal Trainer at YMCA
Phlebotomist at Borgess
Physical Therapist at ATI Physical Therapy
Physical Therapy Technician at Team Rehabilitation
Program Aid at Boys and Girls Club of Fort Wayne
Program Assistant at HGB Alive
PT Tech and Dance Instructor at Agility Health Physical Therapy and Dance Kraze
Receptionist at Behavioral Health Resources
Rehabilitation Technician at ATI Physical Therapy
Research Technician at MPI Research
Service Desk Staff at Bronson Athletic Club
Strength and Conditioning Coach at PPS
Strength Coach at Total Performance
Student Intern at Auro Physical Therapy
Swim Coach at Delaware Swim Team
Telemetry Technician at Munson Medical Center
Wellness Coordinator at Beacon Specialized Living Services
Wellness Specialist at CorpfIt
Wellness Team Leader at Montcalm Center for Behavioral Health
Women's Basketball Assistant Coach at Kalamazoo College

Sample Continuing Education Choices

Associates in American Sign Language Interpretation at Lansing Community College
Associates in Physical Therapy at Macomb Community College
Bachelors in Nursing at Indiana Wesleyan University
Dietetics at Dominican University
Doctorate in Chiropractic at National University of Health Sciences
Doctorate in Exercise and Sports Science at Wayne State University
Doctorate in Physical Therapy at GVSU

Masters in Exercise Physiology and Sports Medicine at WMU
Masters in Nursing at Mount St. Joseph University
Masters in Occupational Therapy at Midwestern University
Masters in Occupational Therapy at WMU
Masters in Sport Management at WMU
MBA at WMU
Medicine at Michigan State University
Medicine at WMU
Professional Golf Management Certification

FAMILY SCIENCE

Post-Graduation Activity 2015–16

91% of undergraduates and 89% of graduate degree recipients were actively engaged.

	Undergraduate degrees		Graduate degrees	
	count	percent	count	percent
Actively Engaged	49	91%	16	89%
Employed full time	31	57%	14	78%
Employed part time	6	11%	1	6%
Continuing education	12	22%	1	6%
Not Actively Engaged	5	9%	2	11%
Unemployed and seeking employment	4	7%	1	6%
Not immediately seeking employment	1	2%	1	6%

Full-time Employment

- Median salary for undergraduates was \$20,000 to \$25,000 (based on 17 responses).
- Median salary for graduate students was \$30,000 to \$35,000 (based on 8 responses).
- 95% were located in Michigan.
- 87% indicated their job was related to their degree.
- 68% were satisfied with their job.

About the Data

Graduating students were asked to provide their information through the WMU Post-Graduation Activity Survey within three months of their date of graduation. **Some additional data was obtained from students' public professional profiles.**

This report includes data from students who majored in Child and Family Development; Family and Consumer Sciences; and Family Studies.

Degree recipients	Post-graduation data was obtained for	
	110	72 graduates (65%)
	Graduates	Responses
Bachelor's	89	54 (61%)
Master's	21	18 (86%)

FAMILY SCIENCE

Sample Job Titles and Employers

Academic Advisor at Western Michigan University
Activities Coordinator at Medilodge of Kalamazoo
Adjunct Faculty at Western Michigan University
Application Processor at WMU
Assistant Teacher at Avila Child Care Center
Associate Teacher at Bright Horizons Child Care
Behavioral Youth Counselor at Youth Villages
CACFP Specialist at Camp Fire West Michigan
Call Center Support Associate at Spectrum Health
Care Coordinator at Health and Community Services
Court Appointed Special Advocate Program Director at Weiss Child Advocacy Center
Case Manager at Sylvia's Place
Center Director at KinderCare Learning Center
Child Life Intern at All Children's Hospital
Clinical Dietician at Three Rivers Health
Community Health Programs Manager at Mercy Health
CPS and Foster Care Intern at Michigan Department of Health and Human Services
Dietary Nutrition at Heritage Community of Kalamazoo
Dietitian at Spectrum Health
Direct Care Specialist at Let's Talk About It CMH
Director at Kids' Time DayCare Center
Domestic Violence Advocate at Women's Information Service
Early Childhood Specialist at Community Action Agency
Eligibility Specialist at the State of Michigan

Family Programs/Membership Services at the YMCA
Family Worker at the Michigan Family Reunification Program
Foster Care Family Consultant at Bethany Christian Services
Lead Head Start Teacher at Pokagon Band Head Start
Lead Toddler Teacher at Curious Kids
Meals From the Heart Manager at Ronald McDonald House Charities
Meals on Wheels Assessor at Senior Services of Southwest Michigan
Mental Health Technician at Bronson
Operations Coordinator at West Brook Recovery Center
PRN Registered Dietitian at Borgess
Registered Dietitian at Healthcare Services Group
Resident Service Coordinator at Westland Meadows Apartments
Response Coordinator at R3 Continuum
Shift Supervisor at Home Life
Social Services Specialist at Kent County Department of Human Services
State Disabilities Services Coordinator at Telamon
Student and Family Engagement Advisor at Insight School of Michigan
Supervisor—Nutrition Center at Grand Rapids Public Schools
Teacher at Kalamazoo RESA
Teacher at Looking Glass Preschool
Youth Treatment Specialist at Wedgwood Christian Services

Sample Continuing Education Choices

Bachelors in Nursing at WMU
Masters in Applied Behavior Analysis at WMU
Masters in Career and Technology Education at WMU
Masters in Child and Family Development at Erickson Institute
Masters in Counseling at WMU
Masters in Counselor Education at WMU
Masters in Family Consumer Science at WMU

Masters in Early Childhood Public Policy and Advocacy at Walden University
Masters in Human Development and Family Science at University of Missouri
Masters in Public Health at MSU
Masters in Social Work at WMU
Masters in Vocational Rehabilitation Counseling at WMU

FASHION MERCHANDISING AND DESIGN

Post-Graduation Activity 2015–16

90% of degree recipients were actively engaged.

	count	percent		count	percent
Actively Engaged	28	90%	Not Actively Engaged	3	10%
Employed full time	28	90%	Unemployed and seeking employment	3	10%

Full-time Employment

- Median salary was \$15,000 to \$20,000 (based on 10 responses).
- 64% were located in Michigan.
- 70% indicated their job was related to their degree.
- 80% were satisfied with their job.

About the Data

Graduating students were asked to provide their information through the WMU Post-Graduation Activity Survey within three months of their date of graduation. Some additional data was obtained from students' public professional profiles.

Bachelor's degree recipients

38

Post-graduation data was obtained for
31 (82%)

Sample Continuing Education Choices

Masters in Costume Technology at University of Illinois
Performance Sports Textile and Footwear at IUT Annecy

Sample Job Titles and Employers

Alterations Specialist at David's Bridal
Assistant Department Manager at Inditex
Assistant Designer at Fabritech International
Assistant Designer at Helo Bicalho
Buyer and Administrative Associate at Fitzgerald's Men's Store
Cast Member at Walt Disney World
Co-Manager/Visual Merchandising at Express
Customer Service Representative at David's Bridal
Department Manager at Old Navy
Executive Trainee at Von Maur
Fashion Designer at One Off
Health and Beauty Care Category Assistant at SpartanNash
Marketing and Merchandising at Edwards Garment
Marketing Specialist at Summit Fashions
Merchandise Sales Associate at Banana Republic
MotorClothes Associate at Perry Harley Davidson

Personal Stylist at Ropazi
Prestige Cosmetics Consultant at Ulta Beauty
Production Coordinator at HauteLook
Production Scaling Artist at GTM Sportswear
Professional Healthcare Representative at Pfizer
Project Manager at The Posh Mommy Online Boutique
Sales Associate at Clothes Mentor
Sales Associate at Victoria's Secret
Sales Consultant at Saks Fifth Avenue
Sales Lead at American Eagle Outfitters
Sales Manager at The Limited
Senior Customer Associate at Anthropologie
Stylist and Wardrobe Consultant at Trunk Club
Supervisor at Charlotte Russe
Textile Grader at Goodwill Industries
Visual Merchandising at Clothes Mentor
Visual Merchandising Manager at Forever21

FOOD SERVICE ADMINISTRATION

Post-Graduation Activity 2014–15 and 2015–16

100% of degree recipients were actively engaged.

	count	percent
Actively Engaged	6	100%
Employed full time	5	83%
Employed part time	1	17%

Full-time Employment

- 100% were located in Michigan.
- 100% indicated their job was related to their degree.
- 100% were satisfied with their job.

Sample Job Titles and Employers

Assistant Pastry Chef at Selden Standard
Caterer at Premiere Catering
Catering Administrative Assistant at Four Points by Sheraton
Dietary Director at Riverview Manor Nursing Home
General Manager at Santorini Greek Island Grill
Manager at The Grind Cafe

About the Data

Graduating students were asked to provide their information through the WMU Post-Graduation Activity Survey within three months of their **date of graduation. Some additional data was obtained from students' public professional profiles.**

All information is based on the most recent data from 2015–16 graduates, combined with data from 2014–15 graduates which was collected near the time of their graduation. We report two years of data together due to low numbers of responses.

Bachelor's degree recipients
7
Post-graduation data was obtained for
6 (86%)

HEALTH EDUCATION

Post-Graduation Activity 2015–16

83% of degree recipients were actively engaged.

	count	percent		count	percent
Actively Engaged	5	83%	Not Actively Engaged	1	17%
Employed full time	5	83%	Unemployed and seeking employment	1	17%

Full-time Employment

- 80% were located in Michigan.
- 50% indicated their job was related to their degree.
- 100% were satisfied with their job.

Sample Job Titles and Employers

Assistant Teacher at The Montessori School
Intern at Lenawee County Health Department
Prevention Specialist at Illinois Department of Human Services
Program Coordinator at Prevention Works
Youth Development Professional at Boys & Girls Club of Greater Kalamazoo

Sample Continuing Education Choices

Masters in Public Health at University of Michigan

About the Data

Graduating students were asked to provide their information through the WMU Post-Graduation Activity Survey within three months of their date of graduation. **Some additional data was obtained from students’ public professional profiles.**

This report includes data from students who majored in Health Education: Community and Health Education: School.

Bachelor's degree recipients
7
Post-graduation data was obtained for
6 (86%)

INTERIOR DESIGN

Post-Graduation Activity 2014–15 and 2015–16

93% of degree recipients were actively engaged.

	count	percent		count	percent
Actively Engaged	14	93%	Not Actively Engaged	1	7%
Employed full time	14	93%	Unemployed and seeking employment	1	7%

Full-time Employment

- Median salary was \$30,000 to \$35,000 (based on 6 responses).
- 64% were located in Michigan.
- 100% indicated their job was related to their degree.
- 100% were satisfied with their job.

Sample Job Titles and Employers

Corporate Facilities Occupancy Planner at Whirlpool
Design Assistant at Fowler and Moore Interiors
Design Assistant at Francie's Traditional Designs
Design Assistant at SKP Design
Interior Design Intern at TowerPinkster
Interior Designer at Adecco
Interior Designer at Charter House Innovations
Interior Designer at Office Interiors
Interior Designer I at Eckert Wordell
Interior Designer III at The Gettys Group
Intern at WorkSquared, Certified Herman Miller Dealer
Junior Designer at Wolcott Architecture Interiors
Junior Interior Designer at Interiors for Business
Office Space Coordinator at Zoetis

About the Data

Graduating students were asked to provide their information through the WMU Post-Graduation Activity Survey within three months of their **date of graduation**. **Some additional data was obtained from students' public professional profiles.**

All information is based on the most recent data from 2015–16 graduates, combined with data from 2014–15 graduates which was collected near the time of their graduation. We report two years of data together due to low numbers of responses.

Bachelor's degree recipients
20

Post-graduation data was obtained for
15 (75%)

LITERACY STUDIES

Post-Graduation Activity 2014–15 and 2015–16

100% of degree recipients were actively engaged.

	count	percent
Actively Engaged	12	100%
Employed full time	12	100%

Full-time Employment

- Median salary was \$30,000 to \$35,000 (based on 9 responses).
- 92% were located in Michigan.
- 89% indicated their job was related to their degree.
- 75% were satisfied with their job.

Sample Job Titles and Employers

Family Education Coordinator at Voces (PBS)
Inpost Camp Director at Pretty Lake Summer Camp
Kindergarten Teacher at Mattawan Consolidated School District
Reading Specialist at Countryside Academy
Special Education Teacher at Michigan Virtual Charter Academy
Teacher at Kalamazoo Public Schools
Teacher at Kids N Tas Preschool

About the Data

Graduating students were asked to provide their information through the WMU Post-Graduation Activity Survey within three months of their date of graduation. Some additional data was **obtained from students’** public professional profiles.

All information is based on the most recent data from 2015–16 graduates, combined with data from 2014–15 graduates which was collected near the time of their graduation. We report two years of data together due to low numbers of responses.

Master’s degree recipients
23
Post-graduation data was obtained for
12 (52%)

ORGANIZATIONAL LEARNING AND PERFORMANCE

Post-Graduation Activity 2015–16

100% of degree recipients were actively engaged.

	count	percent
Actively Engaged	12	100%
Employed full time	10	83%
Continuing education	1	8%
Volunteering full time	1	8%

Full-time Employment

- Median salary was \$60,000 to \$65,000 (based on 6 responses).
- 89% were located in Michigan.
- 83% indicated their job was related to their degree.
- 67% were satisfied with their job.

Sample Continuing Education Choices

Doctorate in Educational Leadership at WMU
Masters in Educational Technology at WMU

Sample Job Titles and Employers

Account Executive at Aisle Rocket Studios
Analyst at DA's Office of Santo Domingo
Analyst/Operations Coordinator at Kalamazoo County Government
Business Specialist at Lochbridge
Client Trainer Team Lead at Fifth Third Bank
Continuous Improvement Manager at Kellogg
Director of Membership and Marketing at Kalamazoo Country Club
Faculty at UNIBE (Universidad Iberoamericana)

Human Resources Specialist at Price Heneveld
Instructional Designer at Spectrum Health
Learning and Development Manager at Pinkerton
Manager at Spectrum Health
Physician Recruiter at Mercy Health Saint Mary's
Self-Employed Business Coach/Consultant/Trainer
Senior HR Business Partner at Kellogg
Training Instructor at American Electric Power
Victim Services Advocate at Berrien County Sheriff Department

About the Data

Graduating students were asked to provide their information through the WMU Post-Graduation Activity Survey within three months of their date of graduation. Some additional data was obtained from students' public professional profiles.

Master's degree recipients
12
Post-graduation data was obtained for
12 (100%)

PHYSICAL EDUCATION

Post-Graduation Activity

80% of undergraduates and 100% of graduate degree recipients were actively engaged.

	Undergraduate degrees 2014–15 and 2015–16		Graduate degrees 2015–16	
	count	percent	count	percent
Actively Engaged	8	80%	10	100%
Employed full time	7	70%	10	100%
Employed part time	1	10%	0	0%
Not Actively Engaged	2	20%	0	0%
Unemployed and seeking employment	2	20%	0	0%

Full-time Employment

- Median salary for undergraduates was \$15,000 to \$20,000 (based on 5 responses from 2014–15 and 2015–16 graduates).
- Median salary for graduate students was \$45,000 to \$50,000 (based on 8 responses from 2015–16 graduates).
- 41% were located in Michigan.
- 92% indicated their job was related to their degree.
- 92% were satisfied with their job.

Sample Job Titles and Employers

Adapted Physical Education Specialist at Grand Forks Schools
Adapted Physical Education Teacher at Barnstable Public Schools
Life Consultant and Team Leader at Aspire of Illinois
Marketing and Membership Manager at Gull Lake Country Club
Physical Education Teacher at Academia Los Pinares
Physical Education Teacher at Birmingham Public Schools
Physical Education Teacher at Kalamazoo Public Schools

Special Education Teacher at Grand Haven Area Public Schools
Teacher at Fruitport Community Schools
Teacher at Grand Haven Public Schools
Teacher at Kalamazoo Public Schools
Upward Bound Advisor at University of North Dakota

About the Data

Graduating students were asked to provide their information through the WMU Post-Graduation Activity Survey within three months of their date of graduation.

Some additional data was obtained from students' public professional profiles.

This report includes data from students who majored in Physical Education and Special Physical Education.

All information for undergraduate degrees is based on the most recent data from 2015–16 graduates, combined with data from 2014–15 graduates which was collected near the time of their graduation. We report two years of data together due to low numbers of responses.

Degree recipients	Post-graduation data was obtained for	
29	20 graduates (69%)	
	Graduates	Responses
Bachelor's	13	10 (77%)
Master's	16	10 (63%)

PRACTICE OF TEACHING

Post-Graduation Activity 2014–15 and 2015–16

100% of degree recipients were actively engaged.

	count	percent
Actively Engaged	34	100%
Employed full time	32	94%
Employed part time	2	6%

Full-time Employment

- Median salary was \$40,000 to \$45,000 (based on 20 responses).
- 94% were located in Michigan.
- 100% indicated their job was related to their degree.
- 93% were satisfied with their job.

Sample Job Titles and Employers

Analyst at Bronson Healthcare Group
Early Childhood Special Education Parapro at Wyoming Public Schools
Early Childhood Special Education Teacher at Justus Gage Elementary
Interventionist at Buchanan Middle School
Kindergarten Teacher at Kalamazoo Public Schools
Lab Preschool Instructor at Grand Rapids Community College
Lead Teacher at Allegan Area Education Service Agency
Lead Trainer and Educator at iScribeMD
Mathematics Teacher at Kalamazoo Public Schools
Preschool Instructional Coach at Calhoun ISD
Teacher at Battle Creek Public Schools
Teacher at Choice School Associates
Teacher at Great Start Readiness Program
Teacher at Kalamazoo Public Schools

About the Data

Graduating students were asked to provide their information through the WMU Post-Graduation Activity Survey within three months of their date of graduation. Some additional data was obtained from students’ public professional profiles.

All information is based on the most recent data from 2015–16 graduates, combined with data from 2014–15 graduates which was collected near the time of their graduation. We report two years of data together due to low numbers of responses.

Master's degree recipients
54
Post-graduation data was obtained for
34 (63%)

RECREATION

Post-Graduation Activity 2015–16

90% of undergraduates and 93% of graduate degree recipients were actively engaged.

	Undergraduate degrees		Graduate degrees	
	count	percent	count	percent
Actively Engaged	19	90%	14	93%
Employed full time	14	67%	14	93%
Employed part time	2	10%	0	0%
Continuing education	2	10%	0	0%
Volunteering full time	1	5%	0	0%
Not Actively Engaged	2	10%	1	7%
Unemployed and seeking employment	2	10%	1	7%

Full-time Employment

- Median salary for undergraduates was \$35,000 to \$40,000 (based on 9 responses).
- Median salary for graduate students was \$27,500 to \$32,500 (based on 10 responses).
- 57% were located in Michigan.
- 88% indicated their job was related to their degree.
- 80% were satisfied with their job.

About the Data

Graduating students were asked to provide their information through the WMU Post-Graduation Activity Survey within three months of their date of graduation. **Some additional data was obtained from students' public professional profiles.**

This report includes data from students who majored in Recreation; Recreation Management; and Sport Management.

Degree recipients	Post-graduation data was obtained for		
48	36 graduates (75%)		
	Graduates	Responses	
Bachelor's	30	21	(70%)
Master's	18	15	(83%)

RECREATION

Sample Job Titles and Employers

Account Executive at Delaware 87ers	Inside Sales Executive/Intern Coordinator at Kalamazoo Growlers Baseball
Assistant Athletic Director at Hope College	International Program Officer at Colleagues International
Assistant Football Coach at John Carroll University	Life Enrichment Assistant at Independence Village of Brighton Valley
Assistant Men's Basketball Coach at Kalamazoo College	Marketing Consultant/Recruiter at SCR Development
Assistant to the Athletic Director for Academic Services at Eureka College	Membership Manager at Potawatomi Zoological Society
Athletic Trainer at Western Michigan University	Park Manager at Comstock Parks and Recreation
Camp and Family Program Coordinator at YMCA	Park Ranger (Interpretation) at National Park Service
Coordinator of Competitive Sports at Wichita State University	Physical Education Teacher and Coach at Gobles Public Schools
Cornerback at NFL	Recreation Counselor at AmeriCorps
Director at Northport Point Camp	Recruiting Coordinator and Assistant Baseball Coach at Kalamazoo College
Director of Football Operations at WMU Athletics Department	Recruitment and Outreach Officer at WMU College of Aviation
Director of Operations at Metaball Fitness Systems	Swim Instructor at Portage YMCA
Event Marketing Training Camp Intern at The Atlanta Falcons	Video Coordinator at Northern Kentucky University
Fitness Sales Associate at Orange Theory Fitness	Youth Development Professional at Boys and Girls Club
General Manager at Kalamazoo Cobras	
Guest Service Agent at Wyndham Vacation Rentals North America	
Head Coach at Dalzell Coaching	

Sample Continuing Education Choices

Masters in Sports Management at Morehead State University
Masters in Sports Management at WMU

SECONDARY EDUCATION

Post-Graduation Activity 2015–16

81% of degree recipients were actively engaged.

	count	percent		count	percent
Actively Engaged	30	81%	Not Actively Engaged	7	19%
Employed full time	22	59%	Unemployed and seeking employment	7	19%
Employed part time	5	14%			
Continuing education	3	8%			

Full-time Employment

- Median salary was \$30,000 to \$35,000 (based on 17 responses).
- 73% were located in Michigan.
- 94% indicated their job was related to their degree.
- 93% were satisfied with their job.

Sample Continuing Education Choices

Masters in Educational Computer Science at Grand Valley State University
Masters in Mathematics at WMU

Sample Job Titles and Employers

7th Grade Science Teacher at Warsaw Community School District	Middle School Math Teacher at Avery County Schools
After School Care Director at St. Monica Catholic School	Purchasing Agent at Emerald MFG
At-Risk Interventionist at Portage Central High School	Science Teacher at Kent School District
Co-Owner at Daily Consulting	Secondary Social Studies Teacher at River Valley School District
Director of Learning Center at Portage Public Schools	Social Studies Teacher at Pinnacle Academy
English Teacher at Baltimore County Public Schools	Special Education Paraprofessional at Child Discovery Center
ESP Paraprofessional at Watervliet Public Schools	Teacher at Battle Creek Public Schools
French Teacher at Lake Region Union High School, VT	Teacher at Penn Harris Madison School Corp
Guest Relations Stint Staff at Gull Lake Ministries	World History Teacher at Kofa High School, AZ
High School English Teacher at Gull Lake Schools	
Language Arts Teacher at Elkhart Community Schools	

About the Data

Graduating students were asked to provide their information through the WMU Post-Graduation Activity Survey within three months of their date of graduation. **Some additional data was obtained from students' public professional profiles.**

This report includes data from students who majored in Biology: Secondary Ed; Chemistry: Secondary Ed; Earth Science: Secondary Ed; English: Secondary Ed; Family and Consumer Sciences Teacher Education; Geography: Secondary Ed; German: Secondary Ed; Mathematics: Secondary Ed; Secondary Ed in Business; Social Studies: Secondary Ed; and Spanish: Secondary Ed.

Bachelor's degree recipients
49
Post-graduation data was obtained for
37 (76%)

SOCIAL STUDIES: SECONDARY EDUCATION

Post-Graduation Activity 2014–15 and 2015–16

77% of degree recipients were actively engaged.

	count	percent		count	percent
Actively Engaged	20	77%	Not Actively Engaged	6	23%
Employed full time	12	46%	Unemployed and seeking employment	6	23%
Employed part time	6	23%			
Continuing education	2	8%			

Full-time Employment

- Median salary was \$30,000 to \$35,000 (based on 7 responses).
- 75% were located in Michigan.
- 100% indicated their job was related to their degree.
- 100% were satisfied with their job.

Sample Job Titles and Employers

At-Risk Interventionist at Portage Central High School
ESP Paraprofessional at Watervliet Public Schools
Middle School Teacher at Bloomingdale Public Schools
Secondary Social Studies Teacher at River Valley School District
Special Education Paraprofessional at Child Discovery Center
Substitute Teacher at EDUStaff
Substitute Teacher at PESG
Teacher at Battle Creek Public Schools
World History Teacher at Kofa High School, AZ

About the Data

Graduating students were asked to provide their information through the WMU Post-Graduation Activity Survey within three months of their date of graduation. Some additional **data was obtained from students’ public professional profiles.**

All information is based on the most recent data from 2015–16 graduates, combined with data from 2014–15 graduates which was collected near the time of their graduation. We report two years of data together due to low numbers of responses.

Bachelor's degree recipients
41
Post-graduation data was obtained for
26 (63%)

SOCIOCULTURAL STUDIES OF EDUCATION

Post-Graduation Activity 2014–15 and 2015–16

100% of degree recipients were actively engaged.

	count	percent
Actively Engaged	7	100%
Employed full time	5	71%
Continuing education	2	29%

Sample Job Titles and Employers

Administrative Assistant at The Ministry of Education, Bhutan
CSL Program Coordinator at American Education Institute, China
ESL English Professor at Hainan College of Foreign Studies
Immigration Advisor at WMU
Writing Center Supervisor at Kalamazoo Valley Community College

Sample Continuing Education Choices

Doctorate in Educational Leadership at WMU

About the Data

Graduating students were asked to provide their information through the WMU Post-Graduation Activity Survey within three months of their date of graduation. **Some additional data was obtained from students’ public professional profiles.**

All information is based on the most recent data from 2015–16 graduates, combined with data from 2014–15 graduates which was collected near the time of their graduation. We report two years of data together due to low numbers of responses.

Master's degree recipients
7
Post-graduation data was obtained for
7 (100%)

SPECIAL EDUCATION

Post-Graduation Activity 2015–16

89% of undergraduates and 91% of graduate degree recipients were actively engaged.

	Undergraduate degrees		Graduate degrees	
	count	percent	count	percent
Actively Engaged	25	89%	21	91%
Employed full time	24	86%	20	87%
Employed part time	0	0%	1	4%
Continuing education	1	4%	0	0%
Not Actively Engaged	3	11%	2	9%
Unemployed and seeking employment	2	7%	1	4%
Not immediately seeking employment	1	4%	1	4%

Full-time Employment

- Median salary for undergraduates was \$35,000 to \$40,000 (based on 23 responses).
- Median salary for graduate students was \$40,000 to \$45,000 (based on 17 responses).
- 83% were located in Michigan.
- 97% indicated their job was related to their degree.
- 94% were satisfied with their job.

About the Data

Graduating students were asked to provide their information through the WMU Post-Graduation Activity Survey within three months of their date of graduation. **Some additional data was obtained from students' public professional profiles.**

Degree recipients	Post-graduation data was obtained for	
	69	51 graduates (74%)
	Graduates	Responses
Bachelor's	36	28 (78%)
Master's	33	23 (70%)

SPECIAL EDUCATION

Sample Job Titles and Employers

3rd Grade Teacher at Schoolcraft Upper Elementary
Educator at Kalamazoo RESA
Elementary Resource Room Teacher (Special Ed) at
Sturgis Public Schools
Faculty Specialist I at Western Michigan University
Head Counselor at The Fowler Center
High School Special Education Teacher at Charles
County Public Schools
Intern Teacher at Gull Lake Community Schools
K-3 Self-Contained Special Education Teacher at
Trailside Point Elementary School
K-8 Resource Room Teacher at Avondale
Elementary School District
Kindergarten Teacher at Mattawan Consolidated
Schools
Long Term Substitute Teacher at Kalamazoo Public
Schools
Math Interventionist at Gull Lake Community
Schools

Orientation and Mobility Specialist for Children at
Kalamazoo RESA
Principal at St. Joseph County ISD
Special Education Teacher at Anchorage Alaska
School District
Special Education Teacher at Battle Creek Public
Schools
Special Education Teacher at Kalamazoo Public
Schools
Special Education Teacher at Kalamazoo RESA
Substitute Teacher at EDUStaff
Substitute Teacher at PESG
Teacher at Lewis Cass ISD
Teacher at Ohio Virtual Academy
Teacher Consultant for the Visually Impaired at
Allegan Area Educational Service Agency
Title 1 Interventionist at J.A. Lanigan Elementary
School
Vision Itinerant at Pittsburgh Public Schools

Post-Graduation Activity Report



WESTERN MICHIGAN UNIVERSITY

Aerospace Engineering	132
Chemical Engineering	133
Civil Engineering	135
Computer Engineering	137
Computer Science	138
Construction Engineering	140
Electrical Engineering	141
Engineering Design Technology	143
Engineering Management	144
Engineering Management Technology	145
Graphic and Printing Science	146
Industrial Engineering	147
Manufacturing Engineering	149
Manufacturing Engineering Technology	150
Mechanical Engineering	151
Paper Engineering	153

ENGINEERING AND APPLIED SCIENCES

Post-Graduation Activity 2015–16

92% of all Engineering and Applied Sciences graduates were actively engaged.

	All degrees		Undergraduate degrees		Graduate degrees	
	count	percent	count	percent	count	percent
Actively Engaged	397	92%	253	93%	144	91%
Employed full time	354	82%	226	83%	128	81%
Employed part time	4	1%	4	2%	0	0%
Continuing education	36	8%	20	7%	16	10%
Military service	3	1%	3	1%	0	0%
Volunteering full time	0	0%	0	0%	0	0%
Not Actively Engaged	35	8%	20	7%	15	9%
Unemployed and seeking employment	29	7%	18	7%	11	7%
Not immediately seeking employment	6	1%	2	0.7%	4	2%

Survey Population

	Graduates	Responses	
All degrees	518	432	(83%)
Bachelor's	331	273	(82%)
Master's	169	142	(84%)
Doctoral	18	17	(94%)

The Post-Graduation Activity Survey was sent to all of the 518 students who earned a degree from the College of Engineering and Applied Sciences between August 2015 and June 2016.

Employment

Survey respondents who indicated they were employed were asked to provide additional information about their employment, including salary range. Salaries are reported only for those respondents who say that their employment is full time (30 hours or more per week). In the College of Engineering and Applied Sciences the median reported salary range was \$60,000 to \$65,000 (based on 224 responses).

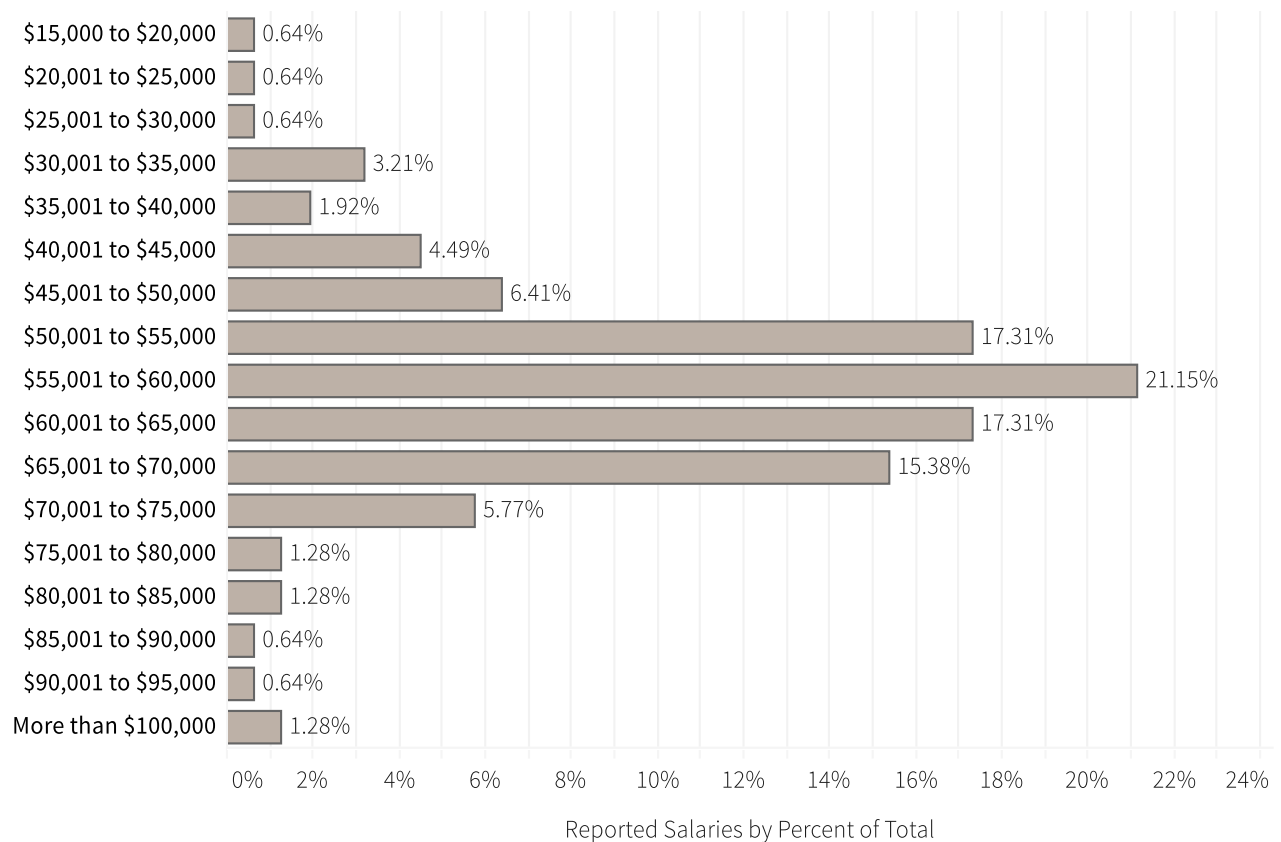
There were 4 respondents working part time (1% of all respondents). These respondents were asked whether they were seeking different or additional employment. Of those who answered, 100% said they were seeking employment.

ENGINEERING AND APPLIED SCIENCES

Undergraduates' Full-time Employment

- Median salary for undergraduate degree recipients in the College of Engineering and Applied Sciences was \$55,000 to \$60,000 (based on 156 responses).
- 79% indicated their job was located in Michigan.
- 89% indicated their job was related to their degree.
- 92% were satisfied with their job.
- 42% worked for the same employer before graduation.

Undergraduate Salaries

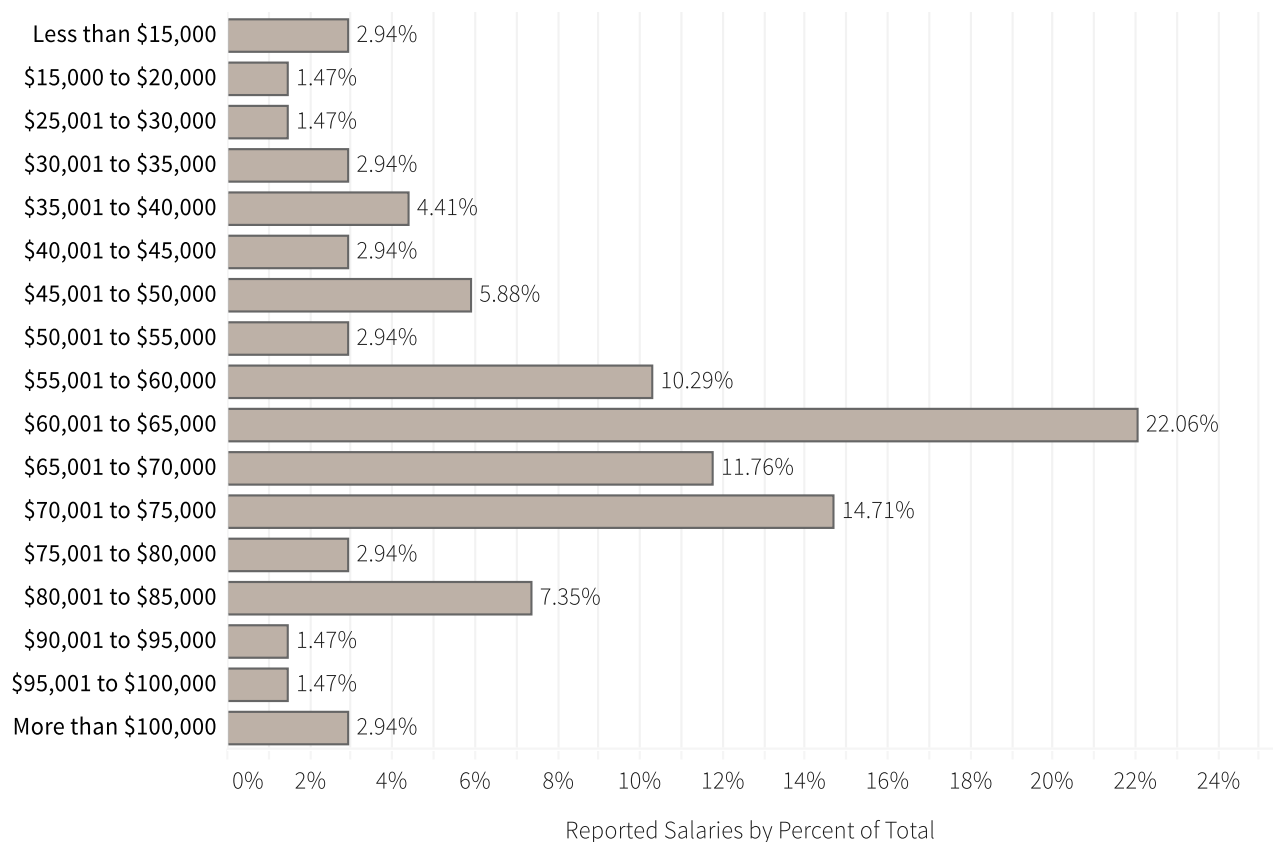


ENGINEERING AND APPLIED SCIENCES

Graduate Students' Full-time Employment

- Median salary for graduate degree recipients in the College of Engineering and Applied Sciences was \$60,000 to \$65,000 (based on 68 responses).
- 52% indicated their job was located in Michigan.
- 98% indicated their job was related to their degree.
- 92% were satisfied with their job.
- 39% worked for the same employer before graduation.

Graduate Salaries



AEROSPACE ENGINEERING

Post-Graduation Activity 2015–16

91% of degree recipients were actively engaged.

	count	percent		count	percent
Actively Engaged	21	91%	Not Actively Engaged	2	9%
Employed full time	15	65%	Unemployed and	2	9%
Continuing education	6	26%	seeking employment		

Full-time Employment

- Median salary was \$60,000 to \$65,000 (based on 8 responses).
- 87% were located in Michigan.
- 89% indicated their job was related to their degree.
- 78% were satisfied with their job.

About the Data

Graduating students were asked to provide their information through the WMU Post-Graduation Activity Survey within three months of their date of graduation. Some additional data was obtained from students’ public professional profiles.

Bachelor’s degree recipients
24
Post-graduation data was obtained for
23 (96%)

Sample Job Titles and Employers

Advanced Design Engineer at Cessna Aircraft	Mechanical Engineer at HyTech
Application Engineer at PRAB	Process Engineer at DENSO
Applications Engineer at Flowserve	Product Data Management Analyst at Fiat
Applications Engineer at KACO USA	Chrysler Automobiles
Applications Engineer at Kawasaki	Product Quality Engineer at Harris Corporation
Body Component Engineer at Fiat Chrysler Automobiles	Production Support Engineer at Gentex
Design Engineer at Valiant International	Quality Engineer at Boeing
Design Engineer at Getman	Research and Development Engineer at Viking
Design Engineer at Il Stanley	System Integration Engineer at Sandalwood
Engineer at Intertek	Engineering and Ergonomics
Engineer/Scientist at Aerospace Testing Alliance	Test Engineer at Parker Hannifin
Engineering Intern at NASA Langley/USRA	Transmission Calibration Engineer at G-Tec Truck
Manufacturing Management at National Gypsum	Equipment
	Validation Engineer at Tenneco Automotive

Sample Continuing Education Choices

Masters in Aerospace Engineering at WMU	Masters in Engineering/Aviation at Embry Riddle Aeronautical University
---	---

CHEMICAL ENGINEERING

Post-Graduation Activity 2015–16

76% of undergraduates and 83% of graduate degree recipients were actively engaged.

	Undergraduate degrees		Graduate degrees	
	count	percent	count	percent
Actively Engaged	16	76%	5	83%
Employed full time	14	67%	5	83%
Employed part time	1	5%	0	0%
Continuing education	1	5%	0	0%
Not Actively Engaged	5	24%	1	17%
Unemployed and seeking employment	5	24%	1	17%

Full-time Employment

- Median salary for undergraduates was \$55,000 to \$60,000 (based on 7 responses).
- 71% were located in Michigan.
- 89% indicated their job was related to their degree.
- 75% were satisfied with their job.

About the Data

Graduating students were asked to provide their information through the WMU Post-Graduation Activity Survey within three months of their date of graduation. **Some additional data was obtained from students' public professional profiles.**

Degree recipients	Post-graduation data was obtained for	
33	27 graduates (82%)	
	Graduates	Responses
Bachelor's	27	21 (78%)
Master's	6	6 (100%)

CHEMICAL ENGINEERING

Sample Job Titles and Employers

Application Engineer at Separation Solutions
Application Engineer at tesa tape
Associate Process Engineer at Kellogg
AutoCAD Technician at Engineering Plus
Automation Engineer at HTSE
Design Engineer at DENSO
Engineer at Nucor Steel
Environmental and Process Engineer at Georgia-Pacific
Lead Test Technician at Stryker
Liquid Production Engineer at Perrigo
Manufacturing Engineer Intern at Dimplex Thermal Solutions
Operational Engineer at Pratt Industries
Process Engineer at Appvion
Process Engineer at Kalsec

Process Engineer at Kimberly Clark
Process Engineer at Stryker
Process Engineer I at Sonoco
Process Specialist at Intel
Production Engineer at Perrigo
Production Support Engineer at Gentex
R&D Scientist at tesa tape
Research Chemist at Loparex
Snacks Process Engineering Intern at Kellogg
Solutions Engineer at Armstrong International
Special Projects Coordinator at Examination Management Services
Staff Validation Engineer at Performance Validation
Tech Service Engineer at Enthone
Test Lab Technician at Terumo Cardiovascular Group

Sample Continuing Education Choices

Doctorate in Chemical Engineering at WMU

Masters in Chemical Engineering at WMU

CIVIL ENGINEERING

Post-Graduation Activity 2015–16

94% of undergraduates and 91% of graduate degree recipients were actively engaged.

	Undergraduate degrees		Graduate degrees	
	count	percent	count	percent
Actively Engaged	34	94%	20	91%
Employed full time	32	89%	14	64%
Employed part time	1	3%	0	0%
Continuing education	1	3%	6	27%
Not Actively Engaged	2	6%	2	9%
Unemployed and seeking employment	2	6%	0	0%
Not immediately seeking employment	0	0%	2	9%

Full-time Employment

- Median salary for undergraduates was \$50,000 to \$55,000 (based on 23 responses).
- Median salary for graduate students was \$45,000 to \$50,000 (based on 7 responses).
- 63% were located in Michigan.
- 96% indicated their job was related to their degree.
- 96% were satisfied with their job.

About the Data

Graduating students were asked to provide their information through the WMU Post-Graduation Activity Survey within three months of their date of graduation. **Some additional data was obtained from students' public professional profiles.**

Degree recipients	Post-graduation data was obtained for	
	61	58 graduates (95%)
	Graduates	Responses
Bachelor's	37	36 (97%)
Master's	24	22 (92%)

CIVIL ENGINEERING

Sample Job Titles and Employers

Architectural Drafter at Nehil Sivak Structural Engineering	Field Engineer at Aristeo Construction
Assistant Engineer at City of Grand Rapids	Field Engineer at CODELPA, Dominican Republic
Associate Civil Design Engineer at Dow Corning	Field Engineer at Kiewit
Associate Design Engineer at Nucor Building Systems	Field Engineer at Wharton-Smith
Business Analyst at P Wolfe Consultants	Field Engineer at Whiting-Turner
Civil Engineer at Berrien County Road Commission	Junior Engineer at Vision Square
Civil Engineer at TEG Engineering	Project Coordinator at Walbridge
Civil Engineer at Walbridge	Project Engineer at GE Johnson
Civil Engineer I at Bono Consulting Civil Engineers	Project Engineer at Miller-Davis
Construction Engineer at Spicer Group	Project Engineer at Odebecht
Construction Manager at FLH Remodeling and Construction Services	Project Engineer at Skillman
Construction Project Engineer at Miller-Davis	Project Manager at ARCO National Construction
Cost Segregation Engineer at Plante Moran	Project Manager at The Ministry of Education, Saudi Arabia
Design Engineer at Gourdie Fraser	Self-Employed Construction Engineer
Design Engineer at Nello	Senior Engineering Technician at Driesenga & Associates
Design Engineer at Spicer Group	Site Administrative Manager at Therrestra, Jamaica
Design Engineer at Zeeland Truss and Components	Site Engineer at Future Consult
Designer at Sigma Technologies	Staff Engineer at Fishbeck Thompson Carr & Huber
EIT Land Development at Kimley-Horn and Associates	Staff Engineer at SME USA
Engineer at Iraqi Government	Structural Engineer at JDH Engineering
Engineer at Michigan Gas Utilities	Structural Engineer at Johnson Systems
Engineer at Wolverine Crane	Structural Engineer in Training at Prein and Newhof
Engineer in Training at Hurley and Stewart	Systems Analyst at Petadigit
Engineer in Training at Wightman & Associates Land Surveying	Testing Technician at Soils and Structures
Entry Level Civil Engineering at People Infra LLC	Transportation Engineer at AECOM
Entry Level Traffic Engineer at AECOM	Transportation Engineer at Michigan Department of Transportation
	Truss/EWP Technician at Zeeland Truss and Components

Sample Continuing Education Choices

Doctorate in Civil Engineering at University of Virginia	Masters in Civil Engineering at Purdue University
Doctorate in Civil Engineering at WMU	Masters in Civil Engineering at WMU
Doctorate in Construction Management at WMU	

COMPUTER ENGINEERING

Post-Graduation Activity

100% of undergraduate and graduate degree recipients were actively engaged.

	Undergraduate degrees 2014–15 and 2015–16		Graduate degrees 2015–16	
	count	percent	count	percent
Actively Engaged	10	100%	11	100%
Employed full time	10	100%	11	100%

Full-time Employment

- Median salary for undergraduates was \$57,500 to \$62,500 (based on 8 responses from 2014–15 and 2015–16 graduates).
- Median salary for graduate students was \$70,000 to \$75,000 (based on 6 responses from 2015–16 graduates).
- 68% were located in Michigan.
- 93% indicated their job was related to their degree.
- 100% were satisfied with their job.

Sample Job Titles and Employers

Associate Engineer at United Technologies
Design Engineer at Stryker
Developer at Nexient
Electrical Systems Engineer at Honda Motors
Electronic Design Engineer at Gentex
Embedded Software Engineer at Ford
Engineering at Diagnostic Systems Associates
Faculty at Taif University
Junior Engineer at Brown Manufacturing Group
Product Support Engineer at Gentex

Project Engineer at Parker Hannifin
Software Developer/Network Technician at Level Data
Software Developer at Thompson Reuters
Software Development Intern at Gordon Food Service
Software Engineer at Commvault
Software Engineer at Gentex
Software Engineer/HDL Coder at Math Works
Sr. Design Engineer at Stryker
Systems Engineer at Parker Hannifin
Visiting Professor at Pacific Lutheran University

About the Data

Graduating students were asked to provide their information through the WMU Post-Graduation Activity Survey within three months of graduation. Some additional data was obtained from students' public professional profiles.

This report includes data from Computer Engineering and Electrical & Computer Engineering.

All information for undergraduate degrees is based on the most recent data from 2015–16 graduates, combined with data from 2014–15 graduates which was collected near the time of their graduation. We report two years of data together due to low numbers of responses.

Degree recipients	Post-graduation data was obtained for		
24	21 graduates (88%)		
	Graduates	Responses	
Bachelor's	10	10	(100%)
Master's	9	6	(67%)
Doctoral	5	5	(100%)

COMPUTER SCIENCE

Post-Graduation Activity 2015–16

97% of undergraduates and 90% of graduate degree recipients were actively engaged.

	Undergraduate degrees		Graduate degrees	
	count	percent	count	percent
Actively Engaged	30	97%	19	90%
Employed full time	30	97%	17	81%
Continuing education	0	0%	2	10%
Not Actively Engaged	1	3%	2	10%
Unemployed and seeking employment	1	3%	1	5%
Not immediately seeking employment	0	0%	1	5%

Full-time Employment

- Median salary for undergraduates was \$55,000 to \$60,000 (based on 22 responses).
- Median salary for graduate students was \$60,000 to \$65,000 (based on 11 responses).
- 53% were located in Michigan.
- 90% indicated their job was related to their degree.
- 93% were satisfied with their job.

About the Data

Graduating students were asked to provide their information through the WMU Post-Graduation Activity Survey within three months of their date of graduation. **Some additional data was obtained from students' public professional profiles.**

Degree recipients	Post-graduation data was obtained for	
66	52 graduates (79%)	
	Graduates	Responses
Bachelor's	38	31 (82%)
Master's	25	18 (72%)
Doctoral	3	3 (100%)

COMPUTER SCIENCE

Sample Job Titles and Employers

Application Developer at Experis	Professor at DeVry University
Application Developer at Forensic Fluids Laboratories	Programmer Analyst at HCL Global Systems
Application Developer at Naturipe Farms	Programmer Analyst at Think It Technologies
Application Developer at Safari Circuits	Programmer at BASIC HR Solutions
Application Security Analyst at Fiat Chrysler Automobiles	Programming Intern at Consumers Energy
Assistant Professor at Princess Norah University	Quality Engineer at ShowClix
Associate Developer at SalesPage Technologies	Security/Firewalls System Administration at Linkpro Technologies
Associate IT Operations Analyst at Kellogg	Self-Employed Technology Consultant
Associate IT Project Manager at Kellogg	Senior Software Engineer at Tabner Solutions
Business Analyst at Meridian Magnesium Products of America	Site Reliability Engineer at Apple
CNC Operator at Michigan Precision Tool and Engineering	Software Delivery Consultant at Dynatrace
Coordinator at Deloitte	Software Developer at Auto Owners Insurance
Data Analyst at Whirlpool	Software Developer at Elevator Up
Database Developer at FireKeepers Casino Hotel	Software Developer at Level Data
Developer at Level Data	Software Developer at Motovicity Distribution
Developer at Nexient	Software Developer at Nexient
DevOps Engineer at Maestro	Software Developer at Perrigo
DevOps Software Engineer at Apple	Software Developer at Scope Services
Dot Net Developer at IT America	Software Developer at TEKsystems
Front End Developer Intern at Quicken Loans	Software Developer at Tyler Technologies
Guardian Consultant at Dynatrace	Software Developer at Zuven Technologies
Implementation Consultant at Fast Enterprises	Software Engineer at AmTrust Financial Services
Information Technology Development Program Participant at Eaton	Software Engineer at Bank of America
iOS Software Engineer at Maestro	Software Engineer at Cincinnati Test System
Java Developer at Infosys	Software Engineer at Dematic North America
Junior Developer at Systems in Motion	Software Engineer at Quicken Loans
Junior Software Developer at Computech	Software Engineer at Radius Info Systems
Junior Software Engineer at TGW Systems	Software Engineering Resident at Google
Lead Data Scientist at Atlas Wearables	Software Web Developer at Dassault Systems
Managing Partner/CEO/Software Dev at LbKStudios	Technical Support Tier 1 at Message Express Internet
Mobile Application Developer at Motorola Solutions	UI Developer at Technomax
	Vice President at White Pine Tool
	Web Application Developer at Elexicon
	Web Developer at Perrigo

Sample Continuing Education Choices

Doctorate in Computer Science at WMU
Masters in Computer Science at WMU

MBA at WMU

CONSTRUCTION ENGINEERING

Post-Graduation Activity 2014–15 and 2015–16

83% of degree recipients were actively engaged.

	count	percent		count	percent
Actively Engaged	5	83%	Not Actively Engaged	1	17%
Employed full time	5	83%	Unemployed and seeking employment	1	17%

Full-time Employment

- 100% indicated their job was related to their degree.
- 100% were satisfied with their job.

Sample Job Titles and Employers

Chief Executive Officer at Soluciones Electricas y Mecanicas HADOM (SEYMEH)
Production Engineer/Civil Engineer at Reyes Group
Project Engineer at DPR Construction

About the Data

Graduating students were asked to provide their information through the WMU Post-Graduation Activity Survey within three months of their date of graduation. Some additional data was obtained from students’ public professional profiles.

All information is based on the most recent data from 2015–16 graduates, combined with data from 2014–15 graduates which was collected near the time of their graduation. We report two years of data together due to low numbers of responses.

Bachelor's degree recipients
8
Post-graduation data was obtained for
6 (75%)

ELECTRICAL ENGINEERING

Post-Graduation Activity 2015–16

92% of undergraduates and 90% of graduate degree recipients were actively engaged.

	Undergraduate degrees		Graduate degrees	
	count	percent	count	percent
Actively Engaged	22	92%	38	90%
Employed full time	18	75%	33	79%
Continuing education	4	17%	5	12%
Not Actively Engaged	2	8%	4	10%
Unemployed and seeking employment	1	4%	3	7%
Not immediately seeking employment	1	4%	1	2%

Full-time Employment

- Median salary for undergraduates was \$60,000 to \$65,000 (based on 11 responses).
- Median salary for graduate students was \$60,000 to \$65,000 (based on 11 responses).
- 64% were located in Michigan.
- 90% indicated their job was related to their degree.
- 90% were satisfied with their job.

About the Data

Graduating students were asked to provide their information through the WMU Post-Graduation Activity Survey within three months of their date of graduation. **Some additional data was obtained from students' public professional profiles.**

Degree recipients	Post-graduation data was obtained for	
86	66 graduates (77%)	
	Graduates	Responses
Bachelor's	33	24 (73%)
Master's	53	42 (79%)

ELECTRICAL ENGINEERING

Sample Job Titles and Employers

ADAS Engineer at Fiat Chrysler Automobiles
Application Engineer Infotainment at Clarion
Assistant Professor at Aljouf University
Associate Test Engineer at Molex
Calibration Technician at Eaton
Circuit Engineer at Consumers Energy
Control System Trainee at LHPU, LHP Engineering Solution
Controls Engineer at AAM
Controls Engineer at Eaton
Controls Engineer at JR Automation
Controls Engineer at RWS Design and Controls
Controls Engineer at ThermalTech Engineering
Core EDS Product Design and Release Engineer at Ford Motor Company
Customer Service and Infrastructure at Consumers Energy
Design Engineer at Walker Parking Consultants
Design/Analysis Electrical Engineer at ThermalTech Engineering
Durability Electrical Engineer at Chelsea Proving Grounds
Electrical Engineer at GMS, Iraq
Electrical Engineer at Nexteer Automotive
Electrical Engineer at DENSO
Electrical Engineer at Dimplex Thermal Solutions
Electrical Engineer at Orion Engineering
Electrical Engineer at Telson Trading
Electrical Engineer Intern at TARDEC
Electrical Network Planning Engineer at Saudi Electricity Company

Electrical Project Engineer at Bellisio Foods
Electrical Test Engineer at General Motors
Engineer at Advanced Electronics, Saudi Arabia
Engineer at Magna International
Engineering Tech. Analyst II at Consumers Energy
Infotainment Test Engineer at Pi Square Technologies
JAVA Programmer Analyst at MIIT Solutions
Junior Programmer at Epique Systems
Network Engineer at G3 Infoteck IT Solutions
Network Engineer at Invensys
Powertrain Controls Engineer at Eaton
Principal Electrical Engineer at Elecyr
Process Engineer at Graphic Packaging
Product Development Engineer at Raytheon Missile Systems
Product Development Engineer at ZF TRW Automotive
Program Analyst at HCL Global Systems
Programmer Analyst at KET Systems
Programmer Analyst at Keypixel Software Solutions
Quality Assurance Engineer at Stryker
Software Development/Design Engineer at Caterpillar
Software Engineer at AR Solutions
Software Engineer at HCL Global Systems
Software Engineer at Vision Square
Systems Analyst at AG Technologies
Systems Engineer at ZF TRW Automotive
Systems Test Engineer at General Motors
Technician at Whirlpool

Sample Continuing Education Choices

Doctorate in Electrical Engineering at WMU
Doctorate in Wireless Communication at MSU
Doctorate in Electrical Engineering at Stanford University

Masters in Electrical Engineering at WMU
Masters in Manufacturing Engineering at WMU

ENGINEERING DESIGN TECHNOLOGY

Post-Graduation Activity 2015–16

100% of degree recipients were actively engaged.

	count	percent
Actively Engaged	14	100%
Employed full time	14	100%

Full-time Employment

- Median salary was \$55,000 to \$60,000 (based on 9 responses).
- 92% were located in Michigan.
- 100% indicated their job was related to their degree.
- 100% were satisfied with their job.

Sample Job Titles and Employers

Application Engineer at Metrologic Group
Associate Engineering Designer at General Motors
Concept Programmer at Armstrong International
Custom Project Engineer at Landscape Forms
Design Engineer at Shape
Designer at Troy Design and Manufacturing
Engineer at Neo Manufacturing
Junior Product Engineer at OMT-Veyhl
Manufacturing Engineer at Laser Dynamics
Mechanical Engineer at Foth Companies
Product Design Engineer at Magna International
Product Design Engineer at Mann+Hummel
Product Design Engineer at SRG Global
Product Design Engineer at Yanfeng Automotive Interiors
Product Engineer at Haworth
Quality Engineer at Metal Technologies

About the Data

Graduating students were asked to provide their information through the WMU Post-Graduation Activity Survey within three months of their date of graduation. Some additional data was obtained from students’ public professional profiles.

Bachelor's degree recipients
20
Post-graduation data was obtained for
14 (70%)

ENGINEERING MANAGEMENT

Post-Graduation Activity 2015–16

78% of degree recipients were actively engaged.

	count	percent		count	percent
Actively Engaged	7	78%	Not Actively Engaged	2	22%
Employed full time	7	78%	Unemployed and seeking employment	2	22%

Full-time Employment

- Median salary was \$70,000 to \$75,000 (based on 5 responses).
- 86% were located in Michigan.
- 100% indicated their job was related to their degree.
- 100% were satisfied with their job.

Sample Job Titles and Employers

Assistant Project Controls Specialist at Burns & McDonnell
Co-Founder at Green Door Distilling Company
Continuous Improvement Engineer/Group Leader at Perrigo
Engineering Manager at Brawn Mixer
Industrial Engineer at Getman
Industrial Engineering Intern at Tenneco Automotive
Mechanical Engineer at Kaiser Aluminum
Procurement Engineer at Hewlett-Packard
Program Manager at Magna International
Quality Control Engineer at Fiat Chrysler Automobiles
Quality Engineer at Pridgeon and Clay
R&D Project Manager at Stryker
Senior Design Engineer at Parker Hannifin
Senior Engineer at Eaton
Senior Process Engineer at Pfizer
Supplier Development Quality Engineer at Stryker

About the Data

Graduating students were asked to provide their information through the WMU Post-Graduation Activity Survey within three months of their date of graduation. **Some additional data was obtained from students' public professional profiles.**

Master's degree recipients

10

Post-graduation data was obtained for

9 (90%)

ENGINEERING MANAGEMENT TECHNOLOGY

Post-Graduation Activity 2015–16

100% of degree recipients were actively engaged.

	count	percent
Actively Engaged	9	100%
Employed full time	8	89%
Military service	1	11%

Full-time Employment

- Median salary was \$50,000 to \$55,000 (based on 6 responses).
- 86% were located in Michigan.
- 100% indicated their job was related to their degree.
- 100% were satisfied with their job.

Sample Job Titles and Employers

Application Engineer at NSK
Assembly Process Engineer at Magna International
Construction Engineer at Spicer Group
Consulting Manager at Auditrax
Controls Engineer at E-Motion Controls
Cost and Concept Engineer at JR Automation
Engineer Officer at United States Army
Manufacturing Engineer at Ford Motor Company
Manufacturing Engineer at Landscape Forms
Manufacturing Engineer at TH Plastics
Product Engineer at Flexfab
Project Coordinator at StructureTec
Project Engineer at Bastian Solutions
Project Manager at Filtra-Systems
Quality Engineer at DENSO
Quality Engineer at TH Plastics

Sample Continuing Education Choices

Masters in Industrial Engineering at WMU

About the Data

Graduating students were asked to provide their information through the WMU Post-Graduation Activity Survey within three months of their date of graduation. Some additional data was obtained from students' public professional profiles.

Bachelor's degree recipients

14

Post-graduation data was obtained for

9 (64%)

GRAPHIC AND PRINTING SCIENCE

Post-Graduation Activity 2015–16

89% of degree recipients were actively engaged.

	count	percent		count	percent
Actively Engaged	8	89%	Not Actively Engaged	1	11%
Employed full time	6	67%	Unemployed and seeking employment	1	11%
Employed part time	1	11%			
Continuing education	1	11%			

Full-time Employment

- Median salary was \$45,000 to \$50,000 (based on 5 responses).
- 80% were located in Michigan.
- 100% indicated their job was related to their degree.
- 100% were satisfied with their job.

Sample Job Titles and Employers

Client Coordinator at Schawk
Corporate Trainee at Quad/Graphics Printing
Customer Service Representative at Classic Color
Flexographic/Process Specialist at Great Lakes Label
Leadership Development Program at Coveris
Managed Print Services Specialist at All Copy Products
Multi-Channel Marketing Specialist at Perrigo
Operations Assistant at Fusion Flexo
Production Supervisor Associate at Graphic Packaging
Quality Assurance Specialist at Meridian Health

Sample Continuing Education Choices

Masters in Graphic and Printing Science at WMU
MBA at University of Missouri

About the Data

Graduating students were asked to provide their information through the WMU Post-Graduation Activity Survey within three months of their date of graduation. **Some additional data was obtained from students' public professional profiles.**

Bachelor's degree recipients
10
Post-graduation data was obtained for
9 (90%)

INDUSTRIAL ENGINEERING

Post-Graduation Activity 2015–16

86% of undergraduates and 95% of graduate degree recipients were actively engaged.

	Undergraduate degrees		Graduate degrees	
	count	percent	count	percent
Actively Engaged	19	86%	21	95%
Employed full time	17	77%	19	86%
Employed part time	1	5%	0	0%
Continuing education	1	5%	2	9%
Not Actively Engaged	3	14%	1	5%
Unemployed and seeking employment	2	9%	1	5%
Not immediately seeking employment	1	5%		

Full-time Employment

- Median salary for undergraduates was \$55,000 to \$60,000 (based on 11 responses).
- Median salary for graduate students was \$60,000 to \$65,000 (based on 11 responses).
- 64% were located in Michigan.
- 95% indicated their job was related to their degree.
- 95% were satisfied with their job.

About the Data

Graduating students were asked to provide their information through the WMU Post-Graduation Activity Survey within three months of their date of graduation.

Some additional data was obtained from students' public professional profiles.

This report includes data from students who majored in Industrial and Entrepreneurial Engineering and Industrial Engineering.

Degree recipients	Post-graduation data was obtained for		
50	44 graduates (88%)		
	Graduates	Responses	
Bachelor's	26	22	(85%)
Master's	22	20	(91%)
Doctoral	2	2	(100%)

INDUSTRIAL ENGINEERING

Sample Job Titles and Employers

Assistant Professor at Purdue University
Associate Contractors Assistant at M.W.M.
Construction
Business Unit Manager at Swoboda
Capacity Management Engineer at DENSO
Consultant at Advanced Manufacturing Group
Continuous Improvement Engineer at Post
Consumer Brands
Continuous Improvement Engineer at Uniloy
Milacron
Controls Engineer at Nextek Power Systems
Engineer/Supply Chain Management Specialist at
Kohler
Engineer at Lincoln Electric
Formulation Operator/IE Apprentice at Pfizer
Foundry Engineer at Denison Industries
IE Load Planner at United Parcel Service
Industrial Engineer at AGS Automotive
Industrial Engineer at Benteler Automotive
Industrial Engineer at General Motors
Industrial Engineer at John Deere
Industrial Engineer at Sandalwood Engineering and
Ergonomics
Industrial Engineering Consultant at SHAPE
Manufacturing
Lean Engineer at Johnson Controls
Manufacturing Engineer at Brennan Equipment and
Manufacturing

Manufacturing Engineer at FEMA Corporation
Manufacturing Engineer at Magna International
Manufacturing Engineer at Parker Hannifin
Manufacturing Engineer at Stryker
Manufacturing Quality Engineer at Sterling
Industries
Operations Coordinator at General Motors
Packaging Engineer at Adecco
Process Engineer/Supply Chain Solutions at Dealer
Tire
Process Engineer at Costa Farms
Process Engineer at DENSO
Process Engineer I at Benteler Automotive
Production/Application Engineer at Geislinger
Production Support Engineer at Gentex
Project Analyst at Stryker
Project Engineer at G.A. Richards
Quality Engineer at ASMO Manufacturing
Quality Engineer at LG Chem
Quality Engineer at Rexnord
Self-Employed Project Manager
Senior Business Analyst at Kellogg
Senior Manufacturing Engineer at Stryker
Senior Manufacturing Engineering Specialist at
Eaton
Senior Operations Analyst at Interactions
Technical Sales/Process Development Engineer at
Separation Solutions

Sample Continuing Education Choices

Doctorate in Industrial Engineering at WMU

Masters in Industrial Engineering at WMU

MANUFACTURING ENGINEERING

Post-Graduation Activity 2014–15 and 2015–16

83% of graduate degree recipients were actively engaged.

	count	percent		count	percent
Actively Engaged	5	83%	Not Actively Engaged	1	17%
Employed full time	5	83%	Unemployed and seeking employment	1	17%

Full-time Employment

- 100% were located in Michigan.
- 100% indicated their job was related to their degree.
- 80% were satisfied with their job.

Sample Job Titles and Employers

Casting Engineer at Asama Coldwater Manufacturing
Manufacturing Engineer at Aerotek
Manufacturing Engineer at AAM
Manufacturing Process Engineer at TI Automotive
Project Engineer at Mann+Hummel
Quality Engineer at EJ USA

About the Data

Graduating students were asked to provide their information through the WMU Post-Graduation Activity Survey within three months of their date of graduation. **Some additional data was obtained from students' public professional profiles.**

All information for graduate students is based on the most recent data from 2015–16 graduates, combined with data from 2014–15 graduates which was collected near the time of their graduation. We report two years of data together due to low numbers of responses.

No data is reported for undergraduate students due to the low number of responses available.

Degree recipients	Post-graduation data was obtained for	
8	7 graduates (88%)	
	Graduates	Responses
Bachelor's	1	1 (100%)
Master's	7	6 (86%)

MANUFACTURING ENGINEERING TECHNOLOGY

Post-Graduation Activity 2015–16

100% of degree recipients were actively engaged.

	count	percent
Actively Engaged	20	100%
Employed full time	18	90%
Military service	2	10%

Full-time Employment

- Median salary was \$55,000 to \$60,000 (based on 15 responses).
- 86% indicated their job was related to their degree.
- 94% were located in Michigan.
- 93% were satisfied with their job.

Sample Job Titles and Employers

Associate Quality Engineer at Fabri-Kal	Production Engineer at Systex Products
Engineer at Johnson Controls	Production Unit Leader at Fiat Chrysler Automobiles
Foundry Engineer at Brembo North America	Project Engineer at Mann+Hummel
Manufacturing Engineer at Johnson Controls	Project Engineer at Sturgis Molded Products
Mechanical Engineer at Innotec	Project Engineer at SunMed
Process Engineer at Betz Industries	Quality Engineer at AAM
Process Engineer at Parker Hannifin	Quality Engineer at Magna International
Process Engineer at TRMI	Quality Lab Supervisor at Brembo North America
Product Development Engineer at SRG Global	Supplier Quality Engineer at Michigan Automotive
Production Engineer at Michigan Automotive Compressors	Compressor

About the Data

Graduating students were asked to provide their information through the WMU Post-Graduation Activity Survey within three months of their date of graduation. Some additional data was obtained from students’ public professional profiles.

Bachelor’s degree recipients
27
Post-graduation data was obtained for 20 (74%)

MECHANICAL ENGINEERING

Post-Graduation Activity 2015–16

94% of undergraduates and 100% of graduate degree recipients were actively engaged.

	Undergraduate degrees		Graduate degrees	
	count	percent	count	percent
Actively Engaged	50	94%	15	100%
Employed full time	44	83%	14	93%
Continuing education	6	11%	1	7%
Not Actively Engaged	3	6%	0	0%
Unemployed and seeking employment	3	6%	0	0%

Full-time Employment

- Median salary for undergraduates was \$60,000 to \$65,000 (based on 34 responses).
- Median salary for graduate students was \$60,000 to \$65,000 (based on 9 responses).
- 81% were located in Michigan.
- 88% indicated their job was related to their degree.
- 93% were satisfied with their job.

About the Data

Graduating students were asked to provide their information through the WMU Post-Graduation Activity Survey within three months of their date of graduation. **Some additional data was obtained from students' public professional profiles.**

Degree recipients	Post-graduation data was obtained for		
78	68 graduates (87%)		
	Graduates	Responses	
Bachelor's	63	53	(84%)
Master's	13	13	(100%)
Doctoral	2	2	(100%)

MECHANICAL ENGINEERING

Sample Job Titles and Employers

Advanced Manufacturing Engineer at Summit Polymers
Analyst at Kyriba
Applications Engineer at Flowserve
Assistant Program Manager at Hitachi Automotive
Assistant Project Manager at Pro Services
AutoCAD Technician at Potapa-Van Hoosear Engineering
Control Systems Engineer at General Motors
Controls Engineer at JR Automation
Design Engineer at A&B Packing Equipment
Design Engineer at C.A. Picard International
Design Engineer at Dane Systems
Design Engineer at Dimplex Thermal Solutions
Design Engineer at Getman
Design Engineer at TrelleborgVibracoustic
Design Release Engineer at General Motors
Engineer at Graycor Industrial Constructors
Engineer at ThermalTech Engineering
Engineer I (Nuclear) at Entergy
Engineer I at Consumers Energy
Faculty at King Abdulaziz University
Fusion Engineer at Helion Energy
Infotainment Test Engineer at Pi Square Technologies
Laboratory Technician at Benteler Automotive
Manufacturing Engineer at Humphrey Products
Manufacturing Engineer at Lockheed Martin
Material and Process Engineer I at Boeing
Mechanical Designer at Kingscott Architecture
Mechanical Engineer at E & E Manufacturing
Mechanical Engineer at JR Automation
Mechanical Engineer at Leco
Mechanical Engineer at Parker Hannifin
Mechanical Engineer at Whirlpool

Mold and Die Design Engineer at DENSO
Plant Engineer at Advanced Architectural Products
Powertrain Performance Engineer at Fiat Chrysler Automobiles
Principal Engineer at Stryker
Process Engineer at Swoboda
Product Design Engineer at L-3 Communications
Product Design Engineer at Mann+Hummel
Product Engineer at Armstrong International
Product Engineer at Hi-Lex America
Product Engineer at Takata
Product Engineer at TK Holdings
Production Supervisor at AAM
Production Support Engineer at Gentex
Project Engineer at Enprotech Industrial Technologies
Project Engineer at Flowserve
Project Engineer at Greening Testing Laboratories
Project Engineer at Summit Polymers
Quality Engineer at Stryker
R&D Engineer at American Green Technology
Research and Development Engineer at Viking
Research Associate at Penn State University
Sales Engineer at Windy City Representatives
SAS Programmer at Northwindsor
Senior Product Design Engineer at Gentex
Senior Sales Manager at Kongsberg Automotive
Special Product Design Engineer at Steelcase
Systems Integration Engineer at Getrag Transmissions
Telecom VPI Engineer at Cummins
Test Engineer at FEMA
Transmission Engineer at Fiat Chrysler Automobiles
Validation Engineer at Magneti Marelli
Visiting Assistant Professor at Miami University

Sample Continuing Education Choices

Doctorate in Mechanical Engineering at Virginia Tech University
Doctorate in Mechanical Engineering at WMU

Masters in Mechanical Engineering at Kettering
Masters in Mechanical Engineering at WMU
Masters in Plasma Physics at Colorado State

PAPER ENGINEERING

Post-Graduation Activity 2014–15 and 2015–16

100% of undergraduates and 89% of graduate degree recipients were actively engaged.

	Undergraduate degrees		Graduate degrees	
	count	percent	count	percent
Actively Engaged	8	100%	8	89%
Employed full time	8	100%	8	89%
Not Actively Engaged	0	0%	1	11%
Unemployed and seeking employment	0	0%	1	11%

Full-time Employment

- Median salary for undergraduates was \$65,000 to \$70,000 (based on 5 responses).
- Median salary for graduate students was \$60,000 to \$65,000 (based on 6 responses).
- 20% were located in Michigan.
- 100% indicated their job was related to their degree.
- 91% were satisfied with their job.

Sample Job Titles and Employers

Engineer at SCA Tissue
Entry Level Engineer at Domtar
Ink Chemist at Penn Color
Postdoctoral Fellow at North Carolina State University
Printing Process Engineer at Gemalto
Process Engineer at Appvion
Process Engineer at Domtar
Process Engineer at Neenah Paper
Process Engineer at Paperlogic
Process Engineer at ProEdge
Product Engineer at Inland
Research and Development at York Wallcoverings
Research Chemist at Loparex

Sample Continuing Education Choices

Doctorate in Paper and Printing Sciences at WMU

About the Data

Graduating students were asked to provide their information through the WMU Post-Graduation Activity Survey within three months of their date of graduation. **Some additional data was obtained from students' public professional profiles.**

All information is based on the most recent data from 2015–16 graduates, combined with data from 2014–15 graduates which was collected near the time of their graduation. We report two years of data together due to low numbers of responses.

Degree recipients	Post-graduation data was obtained for	
	20	17 graduates (85%)
	Graduates	Responses
Bachelor's	8	8 (100%)
Master's	7	5 (71%)
Doctoral	5	4 (80%)

Post-Graduation Activity Report



WESTERN MICHIGAN UNIVERSITY

Art	158
Dance	160
Graphic Design	161
Music	162
Music Education	164
Music Therapy	165
Theatre.....	166

FINE ARTS

Post-Graduation Activity 2015–16

94% of all Fine Arts graduates were actively engaged.

	All degrees		Undergraduate degrees		Graduate degrees	
	count	percent	count	percent	count	percent
Actively Engaged	167	94%	143	95%	24	89%
Employed full time	99	56%	84	56%	15	56%
Employed part time	32	18%	26	17%	6	22%
Continuing education	34	19%	32	21%	2	7%
Military service	1	0.6%	0	0%	1	4%
Volunteering full time	1	0.6%	1	1%	0	0%
Not Actively Engaged	10	6%	7	5%	3	11%
Unemployed and seeking employment	10	6%	7	5%	3	11%
Not immediately seeking employment	0	0%	0	0%	0	0%

Survey Population

	Graduates	Responses	
All degrees	226	177	(78%)
Bachelor's	191	150	(79%)
Master's	35	27	(77%)

The Post-Graduation Activity Survey was sent to all of the 226 students who earned a degree from the College of Fine Arts between August 2015 and June 2016.

Employment

Survey respondents who indicated they were employed were asked to provide additional information about their employment, including salary range. Salaries are reported only for those respondents who say that their employment is full time (30 hours or more per week). In the College of Fine Arts the median reported salary range was \$25,000 to \$30,000 (based on 56 responses).

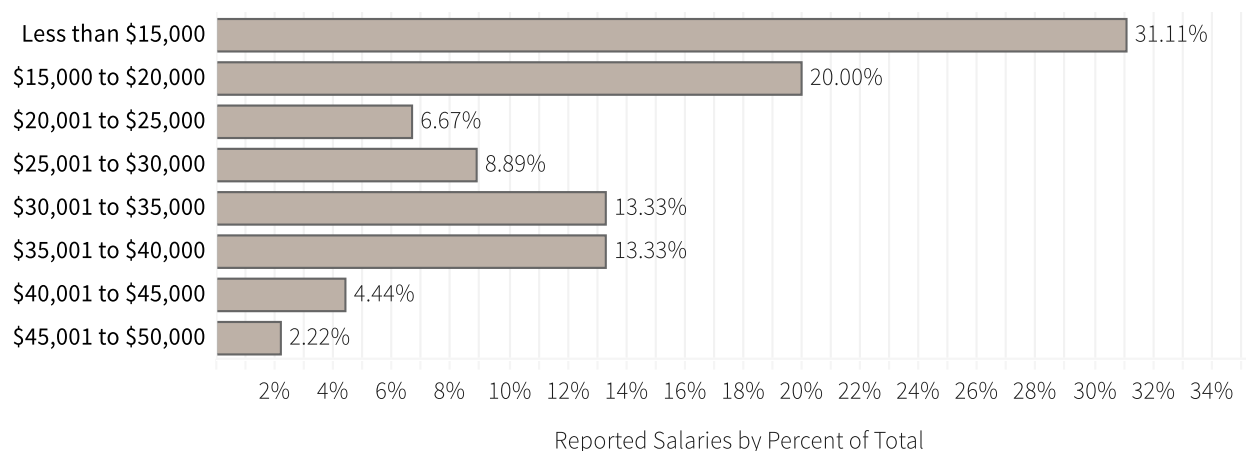
There were 32 respondents working part time (18% of all respondents). These respondents were asked whether they were seeking different or additional employment. Of those who answered, 75% said they were seeking employment, and 25% said they were not seeking employment.

FINE ARTS

Undergraduates' Full-time Employment

- Median salary for undergraduate degree recipients in the College of Fine Arts was \$15,000 to \$20,000 (based on 45 responses).
- 54% indicated their job was located in Michigan.
- 80% indicated their job was related to their degree.
- 93% were satisfied with their job.
- 36% worked for the same employer before graduation.

Undergraduate Salaries

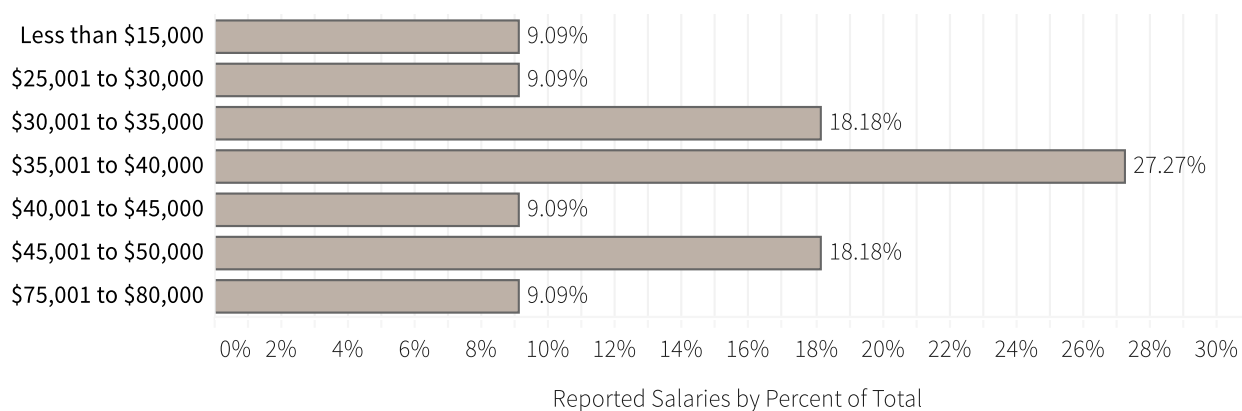


FINE ARTS

Graduate Students' Full-time Employment

- Median salary for graduate degree recipients in the Haworth College of Business was \$35,000 to \$40,000 (based on 11 responses).
- 50% indicated their job was located in Michigan.
- 92% indicated their job was related to their degree.
- 83% were satisfied with their job.
- 57% worked for the same employer before graduation.

Graduate Salaries



Post-Graduation Activity

91% of undergraduates and 100% of graduate degree recipients were actively engaged.

	Undergraduate degrees 2015–16		Graduate degrees 2014–15 and 2015–16	
	count	percent	count	percent
Actively Engaged	31	91%	6	100%
Employed full time	15	44%	4	67%
Employed part time	6	18%	2	33%
Continuing education	9	26%	0	0%
Volunteering full time	1	3%	0	0%
Not Actively Engaged	3	9%	0	0%
Unemployed and seeking employment	3	9%	0	0%

Full-time Employment

- Median salary for undergraduates was \$22,500 to \$27,500 (based on 6 responses from 2015–16 graduates).
- 79% were located in Michigan.
- 60% indicated their job was related to their degree.
- 88% were satisfied with their job.

About the Data

Graduating students were asked to provide their information through the WMU Post-Graduation Activity Survey within three months of their date of graduation. Some additional data was **obtained from students'** public professional profiles.

This report includes data from students who majored in Art; Art Education; and Art History.

All information for graduate degrees is based on the most recent data from 2015–16 graduates, combined with data from 2014–15 graduates which was collected near the time of their graduation. We report two years of data together due to low numbers of responses.

Degree recipients	Post-graduation data was obtained for	
59	40 graduates (68%)	
	Graduates	Responses
Bachelor's	52	34 (65%)
Master's	7	6 (86%)

Sample Job Titles and Employers

Adjunct Faculty at Lansing Community College
Art Teacher at Byron Center Public Schools
Art Teacher at Hamadeh Educational Services
Artist and Art Educator at Lakeview Middle School
Ceramic Technician at Kalamazoo Institute of Arts
Collections Intern at Gerald R. Ford Presidential Museum
Drum Tech at Mattawan High School
Elementary Art Teacher at Parchment Public Schools
Events Coordinator at Henderson Castle
Executive Director at Fair Food Matters
Exhibitions Coordinator at the Live Coal Gallery

Fashion Photography at Consumer Reports
Graphic Designer and Production Specialist at Fast Signs
Graphic Designer at Kingscott Associates
Marketing Analyst at J.M. Smucker
Self-Employed Graphic Designer
Self-Employed Photographer
Self-Employed Visual Artist
Teacher Aide at Discovery Center
Tutor at Sylvan Learning Systems
Vice President at Don's Dock
Weekend Gallery Coordinator at Artlink

Sample Continuing Education Choices

Bachelor of Business Administration at WMU
Bachelors in Organizational Business Management at Spring Arbor
Bachelors in Painting at University of Illinois
Masters in Art Therapy at Wayne State University
Masters in Counseling at WMU
Masters in Creative Writing at Virginia Commonwealth University

Masters in Criminology at Western Kentucky University
Masters in Higher Education and Student Affairs at Eastern Michigan University
Masters in Music Performance at University of Iowa
Masters in Photography at Florida State University

DANCE

Post-Graduation Activity 2015–16

100% of degree recipients were actively engaged.

	count	percent
Actively Engaged	22	100%
Employed full time	16	73%
Employed part time	5	23%
Continuing education	1	5%

Full-time Employment

- Median salary was \$15,000 to \$20,000 (based on 8 responses).
- 38% were located in Michigan.
- 100% indicated their job was related to their degree.
- 86% were satisfied with their job.

Sample Job Titles and Employers

Attractions Host at Walt Disney World
Company Member at Aerial Dance Chicago
Company Member/Professional Dancer at Ascendence Dance
Dance Instructor at Academy of Dance Arts
Dance Instructor at Rise Dance Center
Dancer at Raphael Xavier Choreography
Director of Camp Operations at JazzyKat
Marketing Assistant at The School at Steps on Broadway
Pilates Instructor and Ballet Teacher at Kalamazoo Barre and Dream to Inspire
PT Tech and Dance Instructor at Agility Health Physical Therapy and Dance Kraze
Self-Employed Qualified Performing Artist
Self-Employed/Freelance Dancer

Sample Continuing Education Choices

Associates in American Sign Language Interpretation at Lansing Community College
Bachelors in Exercise Science at WMU
Masters in Dance/Movement Therapy and Counseling at Columbia College Chicago

About the Data

Graduating students were asked to provide their information through the WMU Post-Graduation Activity Survey within three months of their date of graduation. Some additional data was obtained from students' **public** professional profiles.

Bachelor's degree recipients

27

Post-graduation data was obtained for

22 (81%)

GRAPHIC DESIGN

Post-Graduation Activity 2014–15 and 2015–16

100% of degree recipients were actively engaged.

	count	percent
Actively Engaged	23	100%
Employed full time	22	96%
Employed part time	1	4%

Full-time Employment

- Median salary was \$35,000 to \$40,000 (based on 7 responses).
- 64% were located in Michigan.
- 75% indicated their job was related to their degree.
- 100% were satisfied with their job.

Sample Job Titles and Employers

Art Director at Aisle Rocket Studios
Graphic Design Intern at Driven Solutions
Graphic Design Intern at Imagination Labs
Graphic Design Intern at Landor Associates
Graphic Designer and Account Manager at AR Marketing
Graphic Designer at April Sova Design
Graphic Designer at MarketLab
Graphic Designer at Optimal Solutions
Graphic Designer at West Hills Athletic Club
Graphic Designer/Marketing Specialist at Jaqua Realtors
Graphic/Production Designer at Newell Rubbermaid
Marketing Associate at Lakewood Center for the Arts
Point-of-Sale Graphic Designer at Imperial Beverage
Self-Employed Freelance Designer
Store Graphic Artist at Whole Foods Market

About the Data

Graduating students were asked to provide their information through the WMU Post-Graduation Activity Survey within three months of their date of graduation. **Some additional data was obtained from students’ public professional profiles.**

All information is based on the most recent data from 2015–16 graduates, combined with data from 2014–15 graduates which was collected near the time of their graduation. We report two years of data together due to low numbers of responses.

Bachelor's degree recipients
30
Post-graduation data was obtained for
23 (77%)

MUSIC

Post-Graduation Activity 2014–15 and 2015–16

98% of undergraduates and 89% of graduate degree recipients were actively engaged.

	Undergraduate degrees		Graduate degrees	
	count	percent	count	percent
Actively Engaged	61	98%	24	89%
Employed full time	18	29%	9	33%
Employed part time	11	18%	8	30%
Continuing education	32	52%	6	22%
Military service	0	0%	1	4%
Not Actively Engaged	1	2%	3	11%
Unemployed and seeking employment	1	2%	3	11%

Full-time Employment

- Median salary for undergraduates was \$30,000 to \$35,000 (based on 10 responses).
- Median salary for graduate students was \$35,000 to \$40,000 (based on 7 responses).
- 54% were located in Michigan.
- 90% indicated their job was related to their degree.
- 85% were satisfied with their job.

About the Data

Graduating students were asked to provide their information through the WMU Post-Graduation Activity Survey within three months of their date of graduation. **Some additional data was obtained from students' public professional profiles.**

This report includes data from students who majored in Multimedia Arts Technology; Music; Music Composition; Music Conducting; and Music Performance.

All information is based on the most recent data from 2015–16 graduates, combined with data from 2014–15 graduates which was collected near the time of their graduation. We report two years of data together due to low numbers of responses.

Degree recipients	Post-graduation data was obtained for	
117	89 graduates (76%)	
	Graduates	Responses
Bachelor's	80	62 (78%)
Master's	37	27 (73%)

MUSIC

Sample Job Titles and Employers

4th/5th Grade Strings Teacher at Foundation
Academy Charter Schools
Administrative Assistant at Idyllwild Arts Academy
Associate Choir Director at Mater Dei High School
Brass Instructor at Kalamazoo Symphony Orchestra
Class Piano Coordinator at Western Michigan
University
Director of Bands at Douglas County High School
Events and Operations Associate at Detroit
Chamber Winds and Strings
Freelance Accompanist at Evola Music
Freelance Bassist, Producer and Engineer
Freelance Musician and Private Brass Instructor

Operations Coordinator at The Gilmore
International Keyboard Festival
Orchestral Librarian at Battle Creek Symphony
Pianist at Iroquois Hotel
Secondary Education Teacher
Self-Employed Accompanist
Self-Employed Audio Engineer
Self-Employed Violin/Viola Teacher and Section
Violinist
Singer for Band 'Outlaws & Angels'
Vocal Accompanist
Vocalist at First Presbyterian Church
Voice Instructor at Expressions Music Academy

Sample Continuing Education Choices

Associates in Instrument Repair at Western Iowa
Tech
Doctorate in Music at Michigan State University
Doctorate in Music at University of Illinois
Doctorate in Performance of Data-Driven
Instruments at University of Oregon
Masters in Acting at University of Washington
Masters in Arts Administration at Hochschule für
Musik und Theater, Hamburg, Germany
Masters in Jazz Performance at New England
Conservatory
Masters in Music at Northwestern University
Masters in Music at University of Miami

Masters in Music at WMU
Masters in Music at Yale University
Masters in Music Composition at Central Michigan
University
Masters in Music Composition at University of
Missouri
Masters in Music Performance at University of Iowa
Masters in Piano Pedagogy and Performance at
University of Oklahoma
Masters in Vocal Performance at New York
University
Masters in Voice and Opera at McGill University

MUSIC EDUCATION

Post-Graduation Activity

88% of undergraduates and 100% of graduate degree recipients were actively engaged.

	Undergraduate degrees 2015–16		Graduate degrees 2014–15 and 2015–16	
	count	percent	count	percent
Actively Engaged	15	88%	10	100%
Employed full time	10	59%	9	90%
Employed part time	4	24%	1	10%
Continuing education	1	6%	0	0%
Not Actively Engaged	2	12%	0	0%
Unemployed and seeking employment	2	12%	0	0%

Full-time Employment

- Median salary for undergraduates was \$35,000 to \$40,000 (based on 5 responses from 2015–16 graduates).
- Median salary for graduate students was \$40,000 to \$45,000 (based on 5 responses from 2014–15 and 2015–16 graduates).
- 89% were located in Michigan.
- 91% indicated their job was related to their degree.
- 100% were satisfied with their job.

Sample Job Titles and Employers

4th/5th Grade Strings Teacher at Foundation Academy
Band and Choir Director at Quincy Community Schools
Choir Director at Arts Academy in the Woods
Choral Director at Grand Rapids Christian Schools
Director of Bands at Three Rivers Community Schools
Instrumental Music Teacher at Wayne-Westland Schools
Marching Visual Technician at Otsego Bands
Music Director at Battle Creek Academy
Music Educator at Vista Del Sur Elementary
Music Teacher at Kalamazoo Public Schools
Orchestra Director at Kentwood Public Schools
Outreach Coordinator at YMCA
Self-Employed Voice and Piano Instructor, Choir Director
Woodwind Instructor/Technician at Crawford AuSable

About the Data

Graduating students were asked to provide their information through the WMU Post-Graduation Activity Survey within 3 months of graduation. Additional data was obtained from students’ public online profiles.

All information for graduate degrees is based on the most recent data from 2015–16 graduates, combined with data from 2014–15 graduates which was collected near the time of their graduation. We report two years of data together due to low numbers of responses.

Degree recipients	Post-graduation data was obtained for	
38	27 graduates (71%)	
	Graduates	Responses
Bachelor’s	23	17 (74%)
Master’s	15	10 (67%)

MUSIC THERAPY

Post-Graduation Activity

90% of undergraduates and 100% of graduate degree recipients were actively engaged.

	Undergraduate degrees 2015–16		Graduate degrees 2014–15 and 2015–16	
	count	percent	count	percent
Actively Engaged	9	90%	10	100%
Employed full time	8	80%	7	70%
Employed part time	1	10%	3	30%
Not Actively Engaged	1	10%	0	0%
Unemployed and seeking employment	1	10%	0	0%

Full-time Employment

- Median salary for undergraduates was \$20,000 to \$25,000 (based on 7 responses from 2015–16 graduates).
- Median salary for graduate students was \$35,000 to \$40,000 (based on 5 responses from 2014–15 and 2015–16 graduates).
- 40% were located in Michigan.
- 91% indicated their job was related to their degree.
- 82% were satisfied with their job.

Sample Job Titles and Employers

Music and Art Teacher at Allegan Public Schools
Music Therapist at Behavior Services and Therapy
Music Therapist at Clark Retirement Community
Music Therapist at Helping Hand Center
Music Therapist at Meaningful Day Services
Music Therapist at Metro Music Therapy
Music Therapist at MSU Community Music School
Music Therapist at Orlando Health

Music Therapist at State of Michigan
Music Therapist at Winter Park Memorial Hospital
Music Therapist at WMU
Music Therapy Fellow at UM Health System
Owner at Southwest Michigan Music Therapy
Self-Employed Musician, Music Therapist, and Music Teacher
Therapy Aide at Rainier State School

About the Data

Graduating students were asked to provide their information through the WMU Post-Graduation Activity Survey within three months of their date of graduation. Some additional data was obtained from students’ public professional profiles.

All information for graduate degrees is based on the most recent data from 2015–16 graduates, combined with data from 2014–15 graduates which was collected near the time of their graduation. We report two years of data together due to low numbers of responses.

Degree recipients	Post-graduation data was obtained for	
23	20 graduates (87%)	
	Graduates	Responses
Bachelor’s	12	10 (83%)
Master’s	11	10 (91%)

Post-Graduation Activity 2015–16

96% of degree recipients were actively engaged.

	count	percent
Actively Engaged	27	96%
Employed full time	14	50%
Employed part time	6	21%
Continuing education	7	25%
Not Actively Engaged	1	4%
Unemployed and seeking employment	1	4%

Full-time Employment

- Median salary was Less than \$15,000 (based on 11 responses).
- 31% were located in Michigan.
- 90% indicated their job was related to their degree.
- 90% were satisfied with their job.

About the Data

Graduating students were asked to provide their information through the WMU Post-Graduation Activity Survey within three months of their date of graduation. Some additional data was obtained from students' public professional profiles.

Bachelor's degree recipients

31

Post-graduation data was obtained for

28 (90%)

THEATRE

Sample Job Titles and Employers

Actor at Farmers Alley Theater
Actor at Paramount Theatre
Actor at Texas Shakespeare Festival
Actor, Writer, and Playwright at Gilmore Theatre Complex
Area Manager at Miller Auditorium
Assistant Manager at Fun Home
Associate Resident Company Member at Playhouse in The Square
Audience Service Apprentice at Roundabout Theatre Company
Box Office Intern at The Glimmerglass Festival
Company and Production Management Apprentice at Studio Theatre
Group Sales Account Executive at Olympia Entertainment: Fox Theatre

Historic House Interpreter at Phil Porter
Marketing Intern at RSI Logistics
Master Carpenter at Hope College
Prince Charming, Jafar, Scar, and US Flynn Rider at Disney Cruise Line
Production Assistant at Broadway In Chicago
Production Assistant and Festival Staffer at Central City Opera
Sales and Promotion Specialist at Zipfizz
Scenic Artist at Jefferson Performing Arts Society
Scenic Carpenter at HSRT
Self-Employed Lighting Designer/Programmer
Technical Director at NBS Productions

Sample Continuing Education Choices

Masters in Acting at Florida State University
Masters in Acting at University of Nevada
Masters in Acting at University of North Carolina
Masters in Acting at University of Washington
Masters in Costume Design at Ferris State University
Masters in Fine Arts at University of Houston

Masters in Physical Theatre at Dell'Arte International
Masters in Social Work at Eastern Michigan University
Masters in Theatre Stage Management at University of Missouri
Masters in Theatre at California State University Long Beach
Masters in Theatrical Sound Design at University of Cincinnati

Post-Graduation Activity Report



WESTERN MICHIGAN UNIVERSITY

Accountancy	172
Advertising and Promotion.....	174
Business Administration (MBA)	176
Computer Information Systems	178
eBusiness Marketing	180
Economics in Business.....	181
Finance	182
Food and Consumer Package Goods Marketing	184
General Business	186
Human Resource Management	187
Integrated Supply Management.....	189
Management.....	191
Marketing.....	193
Sales and Business Marketing	195

HAWORTH COLLEGE OF BUSINESS

Post-Graduation Activity 2015–16

95% of all Business graduates were actively engaged.

	All degrees		Undergraduate degrees		Graduate degrees	
	count	percent	count	percent	count	percent
Actively Engaged	774	95%	628	94%	146	97%
Employed full time	716	88%	575	87%	141	93%
Employed part time	14	2%	12	2%	2	1%
Continuing education	40	5%	38	6%	2	1%
Military service	2	0.2%	1	0.1%	1	1%
Volunteering full time	2	0.2%	2	0.2%	0	0%
Not Actively Engaged	42	5%	37	6%	5	3%
Unemployed and seeking employment	35	4%	30	5%	5	3%
Not immediately seeking employment	7	1%	7	1%	0	0%

Survey Population

	Graduates	Responses	
All degrees	999	816	(82%)
Bachelor's	821	665	(81%)
Master's	178	151	(85%)

The Post-Graduation Activity Survey was sent to all of the 999 students who earned a degree from the Haworth College of Business between August 2015 and June 2016.

Employment

Survey respondents who indicated they were employed were asked to provide additional information about their employment, including salary range. Salaries are reported only for those respondents who say that their employment is full time (30 hours or more per week). In the Haworth College of Business the median reported salary range was \$45,000 to \$50,000 (based on 447 responses).

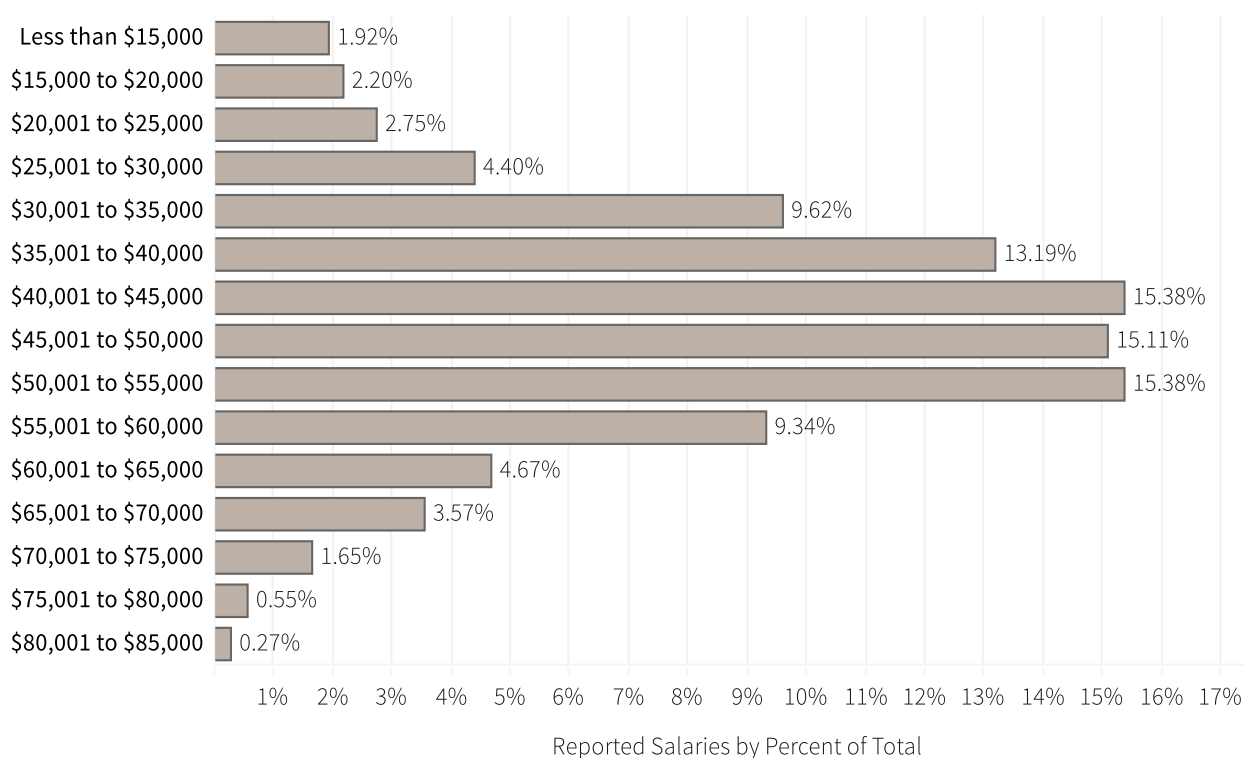
There were 14 respondents working part time (2% of all respondents). These respondents were asked whether they were seeking different or additional employment. Of those who answered, 100% said they were seeking employment.

HAWORTH COLLEGE OF BUSINESS

Undergraduates' Full-time Employment

- Median salary for undergraduate degree recipients in the Haworth College of Business was \$45,000 to \$50,000 (based on 364 responses).
- 77% indicated their job was located in Michigan.
- 86% indicated their job was related to their degree.
- 90% were satisfied with their job.
- 38% worked for the same employer before graduation.

Undergraduate Salaries

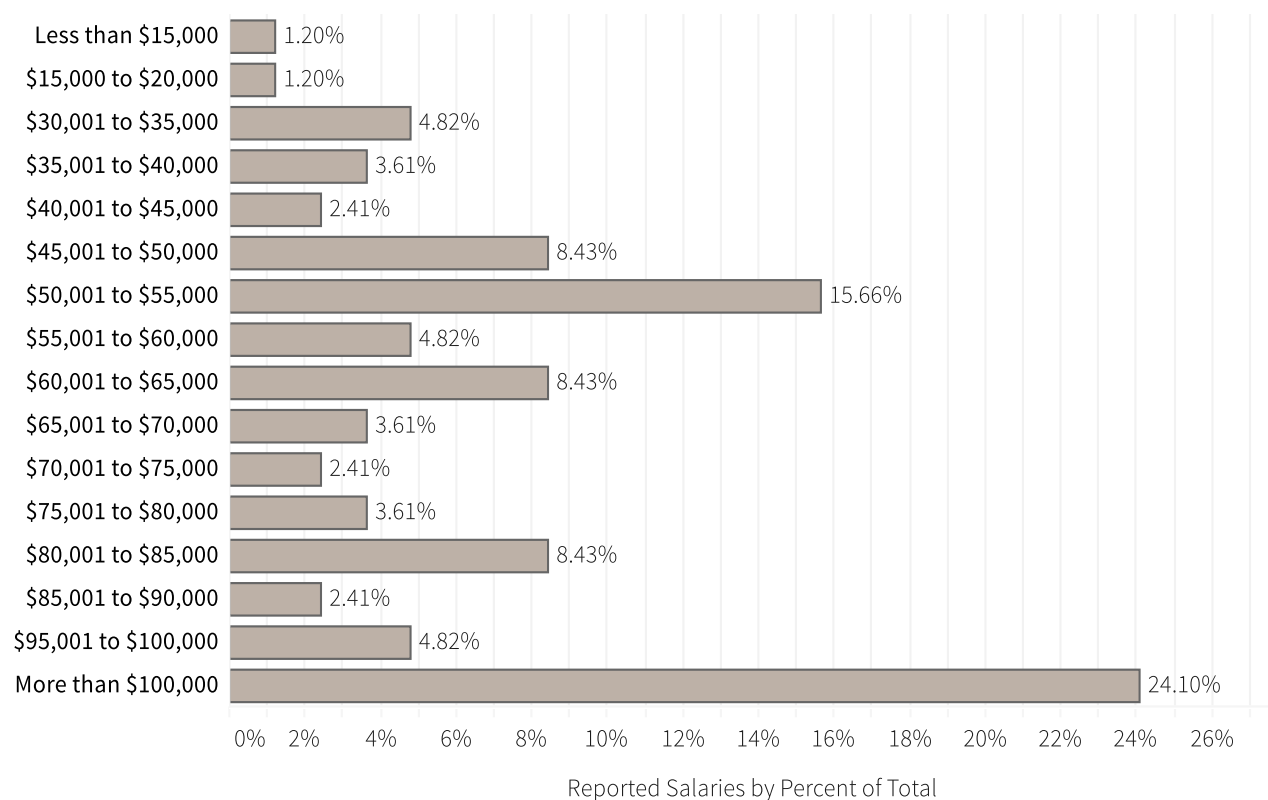


HAWORTH COLLEGE OF BUSINESS

Graduate Students' Full-time Employment

- Median salary for graduate degree recipients in the Haworth College of Business was \$60,000 to \$65,000 (based on 83 responses).
- 85% indicated their job was located in Michigan.
- 85% indicated their job was related to their degree.
- 83% were satisfied with their job.
- 69% worked for the same employer before graduation.

Graduate Salaries



ACCOUNTANCY

Post-Graduation Activity 2015–16

86% of undergraduates and 96% of graduate degree recipients were actively engaged.

	Undergraduate degrees		Graduate degrees	
	count	percent	count	percent
Actively Engaged	68	86%	26	96%
Employed full time	53	67%	25	93%
Employed part time	1	1%	0	0%
Continuing education	14	18%	0	0%
Military service	0	0%	1	4%
Not Actively Engaged	11	14%	1	4%
Unemployed and seeking employment	10	13%	1	4%
Not immediately seeking employment	1	1%	0	0%

Full-time Employment

- Median salary for undergraduates was \$45,000 to \$50,000 (based on 35 responses).
- Median salary for graduate students was \$50,000 to \$55,000 (based on 15 responses).
- 79% were located in Michigan.
- 88% indicated their job was related to their degree.
- 93% were satisfied with their job.

About the Data

Graduating students were asked to provide their information through the WMU Post-Graduation Activity Survey within three months of their date of graduation. Some additional data was obtained from students' public professional profiles.

Degree recipients	Post-graduation data was obtained for	
129	106 graduates (82%)	
	Graduates	Responses
Bachelor's	98	79 (81%)
Master's	31	27 (87%)

ACCOUNTANCY

Sample Job Titles and Employers

Account Analyst at Mercedes-Benz Financial	Auditor 9 at the Office of the MI Auditor General
Account Representative at GS Services	Business Analyst at Ellianse
Accountant at Biocrede	Central and Capital Expense Clerk at Costco
Accountant at Blackwood Auto Repair and Salvage	Compliance Specialist at OMNI Credit Union
Accountant at Bronson	Controller in Training at Serra Automotive
Accountant at China Civil Engineering Group	Corporate Accounting Analyst at Groupon
Accountant at DFAS	Cost Accountant at ESPEC North America
Accountant at Dow Chemical	Cost Analyst Associate at Parker Hannifin
Accountant at H&S Companies	Deployment Planner at Kellogg
Accountant at Hi-Lex Controls	Distributor Reporting Coordinator at Stryker
Accountant at Kalcer Group	Finance Analyst at 3Eye Technologies
Accountant at Michigan State Police	Finance Development Program at Whirlpool
Accountant at mPower Innovations	Financial Analyst at Stryker
Accountant at Valley Oak Financial	Financial Planning Senior Analyst at Eaton
Accounting and Sales at Tellon Trading	Functional Consultant at Oracle
Accounting Assistant at Trillium Staffing	Income Audit Supervisor at FireKeepers Casino
Accounting Associate at MPI Research	Inventory Manager at Perfectstormmtg.com
Accounting Clerk at Bleistahl North America	Junior Accountant at Pro Specialties Group
Accounting Staff at Norman and Paulsen	Payroll Processor at Davis & Associates Accounting
Accounting Staff at Vertex Management	Product Costing Analyst at Dart Container
Accounts Payable Associate at Avfuel	Product Support Intern at Thomson Reuters
Accounts Payable Associate at Wirtz Beverage	Profit Planning Specialist at DENSO
Accounts Payable Clerk at ZTE USA	Reporting Accountant at University of Michigan
Accounts Payable Specialist at Epitex	Retirement Plan Service Representative at Gasaway
Analyst at Doeren Mayhew	Scan Based Trade Analyst at Perfection Bakeries
Assistant Accountant at Chuan Cai Fang	Seasonal Tax Preparer at Cole Gavlas
Associate Accountant at Dow Chemical	Senior Analyst at PNC
Associate at Deloitte	Software Asset Analyst at Zoetis
Assurance Associate at BDO	Staff Accountant at Mayville Engineering
Assurance Associate at Plante Moran	Tax Associate at KPMG US
Assurance Staff at Ernst & Young	Tax Associate at PricewaterhouseCoopers
Assurance Staff at Plante Moran	Tax Associate at Yeo & Yeo
Auditor at Rehmann	Treasury Operations/Financial Analyst at Kellogg
Audit Associate at BDO	Underwriter II at United Shore

Sample Continuing Education Choices

Masters in Accountancy at University of Illinois	Masters in International Business at Newcastle
Masters in Accountancy at WMU	Business School
Masters in Information Systems Audit and Control	MBA at Grand Valley State University
at Georgia State University	MBA at WMU

ADVERTISING AND PROMOTION

Post-Graduation Activity 2015–16

100% of degree recipients were actively engaged.

	count	percent
Actively Engaged	36	100%
Employed full time	35	97%
Continuing education	1	3%

Full-time Employment

- Median salary was \$30,000 to \$35,000 (based on 29 responses).
- 71% were located in Michigan.
- 83% indicated their job was related to their degree.
- 93% were satisfied with their job.

About the Data

Graduating students were asked to provide their information through the WMU Post-Graduation Activity Survey within three months of their date of graduation. Some additional data was obtained from students' public professional profiles.

Bachelor's degree recipients
36
Post-graduation data was obtained for
36 (100%)

ADVERTISING AND PROMOTION

Sample Job Titles and Employers

Account Coordinator at Archway Marketing Services
Account Coordinator at Campbell Ewald
Account Coordinator at Weber Marketing Group
Account Executive at Central Transport
Account Manager/Merchant at Turnkey Merchandise Programs
Advertising Project Manager at Creative Circle
Assistant Account Executive at Universal McCann
Assistant Account Manager at VML
Assistant Market Research Analyst at Carat USA
Assistant Media Planner at Carat USA
Assistant Planner at Media Assembly
Assistant Reporting Media Planner at Duffey Petrosky
Associate—Account Service at Universal McCann
Associate—Trade Desk at Mindshare
Brand Manager at Story Lab
Buying Coordinator at NSA Media
Client Relations Manager of Social Media at Quicken Loans
Consumer Consultant at PNC
Contractual Manager at Urban Science
Co-Owner at Layer Cake Presents
Digital Media Specialist at Vail
Event Planning at The Moveable Feast
Field Sales Representative at MAX Technical Sales

Front Desk Agent at Greenleaf Hospitality Group
Graduate School Adviser at Inner Mongolia University of Finance and Economics
Graphic Design Associate at United Parcel Service
Junior Advertising Project Manager at Leo Burnett Worldwide
Junior Art Director/Production Artist at Real Integrated
Leasing Associate at Boston Real Estate Collaborative
Manager at Enterprise Rent-A-Car
Marketing and Event Coordinator at Wiley's Finest Alaskan Fish Oil
Marketing Assistant at Byron Asset Management
Marketing Coordinator Associate at Lakeview Hills Golf Resort
Media Associate at Starcom:MediaVest/Spark
Media Sales Assistant at Cox Media Group
Packaging Project Manager at North American Color
Planning and Optimization Analyst at Accuen
Programmatic Advertising Analyst at Spark SMG
Programmatic Analyst at DigitasLBi
Project Manager at North American Color
Project Manager at Prodigous
Retail Marketing at La-Z-Boy
Sales Assistant at Adams Outdoor Advertising
Social Media Manager at Kellogg

Sample Continuing Education Choices

MBA at WMU

BUSINESS ADMINISTRATION (MBA)

Post-Graduation Activity 2015–16

97% of degree recipients were actively engaged.

	count	percent
Actively Engaged	120	97%
Employed full time	116	94%
Employed part time	2	2%
Continuing education	2	2%
Not Actively Engaged	4	3%
Unemployed and seeking employment	4	3%

Full-time Employment

- Median salary was \$75,000 to \$80,000 (based on 68 responses).
- 87% were located in Michigan.
- 81% indicated their job was related to their degree.
- 82% were satisfied with their job.

About the Data

Graduating students were asked to provide their information through the WMU Post-Graduation Activity Survey within three months of their date of graduation. Some additional data was obtained from students' public professional profiles.

Master's degree recipients

147

Post-graduation data was obtained for

124 (84%)

BUSINESS ADMINISTRATION (MBA)

Sample Job Titles and Employers

Account Consultant at Cardinal Health	Forecast/Replenishment Analyst at Gordon Food Service
Account Manager, National Accounts at Dart	Healthcare Onboarding Officer at PNC
Account Specialist at Aon	Inside Sales Lead at Automated Logistic Systems
Accountant at G.A. Richards	IT Program Manager at Trinity Health
Accountant at Tillers International	Manager of Continuous Improvement at Bronson
Accounts Receivable Specialist at TH Plastics	Manager of Global Brand Communications at Steelcase
Analytical Engineer at Parker Hannifin	Manager of Financial Analysis and Contracting at Blue Care Network
Asset Manager at Hollander Development	Marketing Associate at Invensys
Assistant Corporate Banker at National Commercial Bank—AlahliNCB	Marketing Manager at Logitech
Associate Vice President at Battle Creek Unlimited	Marketing Specialist at Whirlpool
Assurance Associate at Pricewaterhouse Coopers	Materials Manager at Stryker
Brand Manager at Kellogg	Metrics Analyst at PNC
Business Analyst at One Point Infotech	Network Administrator at Western Michigan University
Business Intelligence and Global IT at Stryker	Operations Coordinator at Kellogg
Business Manager at City of Grand Rapids	Patient Finance System Specialist at Spectrum Health
COO at Wolverine Power Cooperative	Plant Quality Manager at Parker Hannifin
Client Manager at Nielsen	Portfolio Administrator at Stryker
Community Development Manager at Experience Grand Rapids	Principal Supervisor—Marketing at DTE Energy
Compensation Analyst at Stryker	Program Coordinator at WMU School of Medicine
Consultant at Chrysalis Consulting	Process Support Engineer at Perrigo
Consultant at TEKSystems	Product Manager at Haworth
Consulting Specialist at Gabinete de Coordinación de Políticas Sociales, Dominican Republic	Program Manager at GE Aviation
Cost Analyst at Vibracoustic	Project Manager at Dow Chemical
Customer Account Manager at Perrigo	Purchasing Specialist at Parker Hannifin
Customer Service Associate at Streamline Healthcare Solutions	QA Analyst at Insilico Logix
Customer Support Representative at Hainan Airline	Quality Engineer at Ranir
Demand Planner at Kellogg	Quality Engineer at Summit Polymers
Digital Marketing Manager at SpartanNash	Regional Manager at Nudgemaster
Director at Aramark Healthcare	Sr. Account Manager at Edify North
Director of Marketing at Newmind Group	Sr. Analyst at Eaton
Director of Operations at Parker Hannifin	Sr. Financial Analyst at Motus Integrated Technologies
Director of Operations at Spectrum Health	Sr. Pricing Analyst at Stryker
Director of Product Marketing at Altus	Sr. Product Management Analyst at Farmers Insurance
eCommerce Channel Lead at Herman Miller	Sr. Product Manager at Herman Miller
Encapsulation Engineer at Perrigo	Sr. Project Manager at Emirates Airlines
Engineering Manager at Eaton	Sr. Brand Communications Specialist at Steelcase
Financial Advisor at Taos Global Group	Supervisor Code Services at HSB Global Standards
Financial Systems Supervisor at Kalamazoo County	Supply Chain Manager at Thermo Fisher Scientific
	Value Stream Manager at Parker Hannifin
	Vendor Finance Analyst at Meijer
	Vice President of Sales at McKesson

COMPUTER INFORMATION SYSTEMS

Post-Graduation Activity 2015–16

100% of degree recipients were actively engaged.

	count	percent
Actively Engaged	31	100%
Employed full time	30	97%
Continuing education	1	3%

Full-time Employment

- Median salary was \$50,000 to \$55,000 (based on 19 responses).
- 89% were located in Michigan.
- 94% indicated their job was related to their degree.
- 82% were satisfied with their job.

About the Data

Graduating students were asked to provide their information through the WMU Post-Graduation Activity Survey within three months of their date of graduation. Some additional data was obtained from students' public professional profiles.

Bachelor's degree recipients

39

Post-graduation data was obtained for

31 (79%)

COMPUTER INFORMATION SYSTEMS

Sample Job Titles and Employers

2nd LT US Army	Junior Application Developer at CGI Federal
Application Developer at Meijer	Junior Business Analyst at Stryker
Assistant Site IT Manager at Allnex	Junior Consultant at BlueGranite
Associate Application Engineer at Steelcase	Junior Web Developer at Dade Moeller Health Group
Associate Database and SAP Administrator at Steelcase	Level 1 IT Help Desk at Nuspire
Associate IT Operations Analyst at Kellogg	Line Service Technician at South Haven Regional Airport
Associate Software Developer at Auto-Owners Insurance	Logistics Analyst at Sumika Polymers North America
Associate Technical Analyst at Consumers Energy	Manager of IT at Credit Mail Experts
Branch Manager at Johnson Agency	Mobile Developer at SalesPad
Business Analyst at Kellogg	Network Technical Support at Family and Children Services
Business Intelligence and Data Mining Developer at Meijer	Program Analyst at the Defense Logistics Agency
Business System Analyst at Our Daily Bread	Programmer at Kalamazoo RESA
Computer Equipment Specialist at Schuphan and Sons	Self-Employed Computer Technician
Cost Analyst Associate at Parker Hannifin	Senior Service Support Representative at Thermo Fisher Scientific
Customer Support Technician at Spectrum Health	Software Developer at Farmers Insurance
Database Administrator/Analyst at WMU	Software Engineer at Meridian Health Plan
Engineer at ITS Partners	Software Testing Consultant at Olenick and Associates
Field Services Technician at Borgess	Senior Business Analyst—IT at PNC
Functional Consultant at Oracle.	Systems Analyst at Streamline Healthcare Solutions
Global Purchasing and Supply Chain at General Motors	Technical Business Analyst I at Bronson
Helpdesk Analyst at Foss Maritime Company	Technical Professional Analyst at Comerica
HIM Application Coordinator at University of Michigan Health System	Technical Support Representative at CDI
IT Specialist at Scott Felder Homes	Technology Services Engineer at EStreet Communications
IT Technician at Bell's Brewery	Telecommunication Expense Management Analyst at Consumers Energy
IT Technician at Michigan Air National Guard	

Sample Continuing Education Choices

Masters in Information Systems at George Washington University

E-BUSINESS MARKETING

Post-Graduation Activity 2015–16

88% of degree recipients were actively engaged.

	count	percent		count	percent
Actively Engaged	7	88%	Not Actively Engaged	1	12%
Employed full time	6	75%	Not immediately seeking employment	1	12%
Employed part time	1	13%			

Sample Job Titles and Employers

- Assistant Manager at Culver's
- Associate Application Development Analyst at Spectrum Health
- Customer Marketing at Kellogg
- Email Marketing Coordinator at Notions Marketing
- Graphic Design Intern at Kalamazoo Public Library
- Intern CORE Communications at Quicken Loans
- Prepress Specialist at EPI Marketing Services
- Sales Engineer at Smart Homes and Smart Services
- Self-Employed Digital Marketing Consultant

Sample Continuing Education Choices

- Masters in Library and Information Science at Wayne State University

About the Data

Graduating students were asked to provide their information through the WMU Post-Graduation Activity Survey within three months of their date of graduation. Some additional data was obtained from students' public professional profiles.

Bachelor's degree recipients
10
Post-graduation data was obtained for
8 (80%)

ECONOMICS IN BUSINESS

Post-Graduation Activity 2014–15 and 2015–16

88% of degree recipients were actively engaged.

	count	percent		count	percent
Actively Engaged	14	88%	Not Actively Engaged	2	13%
Employed full time	10	63%	Unemployed and seeking employment	2	13%
Employed part time	2	13%			
Continuing education	2	13%			

Full-time Employment

- Median salary was \$40,000 to \$45,000 (based on 6 responses).
- 67% were located in Michigan.
- 50% indicated their job was related to their degree.
- 80% were satisfied with their job.

Sample Job Titles and Employers

Assistant Manager at Edward Rose and Sons
Broker in Training at Marcus & Millichap
Business Analyst at Deloitte in Brazil
Funding Auditor at Bridge Personnel Services
Purchasing/Sales Specialist at Plastikon
Research Assistant at NORC
Research Associate at J.D. Power and Associates

Sample Continuing Education Choices

Law at University of Michigan

Masters in Higher Education Administration at University of Oklahoma

About the Data

Graduating students were asked to provide their information through the WMU Post-Graduation Activity Survey within three months of their date of graduation. Some additional data was **obtained from students' public** professional profiles.

All information is based on the most recent data from 2015–16 graduates, combined with data from 2014–15 graduates which was collected near the time of their graduation. We report two years of data together due to low numbers of responses.

Bachelor's degree recipients

24

Post-graduation data was obtained for

16 (67%)

Post-Graduation Activity 2015–16

89% of degree recipients were actively engaged.

	count	percent
Actively Engaged	66	89%
Employed full time	59	80%
Employed part time	3	4%
Continuing education	4	5%
Not Actively Engaged	8	11%
Unemployed and seeking employment	5	7%
Not immediately seeking employment	3	4%

Full-time Employment

- Median salary was \$45,000 to \$50,000 (based on 32 responses).
- 81% were located in Michigan.
- 89% indicated their job was related to their degree.
- 93% were satisfied with their job.

About the Data

Graduating students were asked to provide their information through the WMU Post-Graduation Activity Survey within three months of their date of graduation. Some additional data was obtained from students' public professional profiles.

Bachelor's degree recipients

101

Post-graduation data was obtained for

74 (73%)

FINANCE

Sample Job Titles and Employers

Account Manager at Optio Data
Accountant at Avfuel
Administrative Assistant at Zhang Financial
Analyst at Landmark Group
Analyst at Doeren Mayhew
Billing Specialist at Holland Home Inspections
Business Development Representative at NetSuite
Claims Assistant at Frankenmuth Mutual Insurance
Commercial Credit Analyst at Mercantile Bank
Compliance Analyst at U.S. Bank
Compliance Specialist at OMNI Community Credit Union
Corporate Accountant at Walker Parking Consultants
Cost Analyst at Amphenol Borisch Technologies
Cost Control Coordinator at Walbridge
Credit Analyst at First National Bank of Michigan
Financial Analyst at AAM
Financial Analyst at General Motors
Financial Analyst at Hewlett Packard Enterprise
Financial Analyst at MarketSource
Financial Analyst at PlazaCorp Realty Advisors
Financial Assistant at Sanford Financial Services
Financial Professional at AXA Advisors
Financial Service Associate at Raymond James
Financial Services Representative at Educational Community Credit Union
Financial Services Representative at Foresters Financial

Functional Consultant at Oracle
Internal Wholesaler I at Protective Life
Inventory Analyst at Janesville Acoustics
Investment Analyst at First National Acceptance
Investment Service at Kellogg Community Credit Union
Investment Specialist at JP Morgan Chase
Junior Analyst at Greenleaf Trust
Liability Claims Adjuster at Cherokee Insurance
Licensed Insurance Professional at VFG Associates
Logistics Coordinator at MidLink Logistics
Marketing and Directing Manager at American Diamond Importers
Merchandiser at PepsiCo
Merchandising Planning Analyst at Target
Personal Banker at JPMorgan Chase
Portfolio Accountant at LVM Capital Management
Portfolio Analyst at Thrivent Financial
Property Accountant at ROCO Real Estate
Sales Performance Analyst at Ally Financial
Shared Service Specialist at Whirlpool
Staff Accountant at MacLellan Integrated Services
Staff Accountant at Southwestern Michigan College
Tax Associate at KPMG US
Team Assistant at Central Bank, Dominican Republic
Telecommunication Expense Management Analyst at Consumers Energy
Trust Operations Specialist at Greenleaf Trust
Wealth Management Advisor at Plante Moran

Sample Continuing Education Choices

Bachelors in Finance at Illinois Institute of Technology
Dentistry at University of Michigan
Law at Wayne State University
Masters in Finance at Boston College
Masters in Finance at NYU

Masters in Finance at UCLA
Masters in Higher Education Administration at University of Oklahoma
Masters in Sports Management at WMU
MBA at Grand Valley State University
MBA at WMU

FOOD AND CONSUMER PACKAGE GOODS MARKETING

Post-Graduation Activity 2015–16

94% of degree recipients were actively engaged.

	count	percent
Actively Engaged	44	94%
Employed full time	43	91%
Employed part time	1	2%
Not Actively Engaged	3	6%
Unemployed and seeking employment	3	6%

Full-time Employment

- Median salary was \$45,000 to \$50,000 (based on 32 responses).
- 49% were located in Michigan.
- 91% indicated their job was related to their degree.
- 94% were satisfied with their job.

About the Data

Graduating students were asked to provide their information through the WMU Post-Graduation Activity Survey within three months of their date of graduation. Some additional data was obtained from **students' public** professional profiles.

Bachelor's degree recipients

50

Post-graduation data was obtained for

47 (94%)

FOOD AND CONSUMER PACKAGE GOODS MARKETING

Sample Job Titles and Employers

Assistant Category Analyst at Constellation Brands
Associate Business Development Manager at
Daymon Worldwide
Associate Business Manager at Acosta
Associate Field Sales Representative at Kind
Associate Sales Executive at C.H. Robinson
Business Analyst at Meijer
Business Development Specialist at Advantage
Sales & Marketing
Category Analysis at S.C. Johnson
Category and Space Analyst at Kellogg
Category Leadership Advisor at Kraft Heinz
Category Management Analyst at Chattem
Consumer Product Sales Representative at Hormel
Foods
Director of Marketing Michigan at Forensic Fluids
Laboratories
Emerging Leader Program Associate at KeHE
Distributors
Executive Secretary Advanced Innovation at
Kellogg
Field Sales Representative at Wirtz Beverage Group
International Logistics Analyst at Stryker

Inventory Control Analyst at Meijer
Level One Logistics Broker at Echo Logistics
Logistics Account Executive at Total Quality
Logistics
Management Development Program at E&J Gallo
Wineries
Market Analyst at Constellation Brands
Marketing Analyst at J.M. Smucker
Product/Quality Engineer at Dunkley International
Retail Development Program at Abbott Nutrition
Retail Merchandiser at Crossmark
Retail Sales Representative at Kellogg
Retail Sales Representative at Hershey
Route Sales Support Driver at Nestle
Sales and Marketing Analyst at Kar's Nuts
Sales Associate at Mondelez International
Sales Consultant at Great Lakes Wine and Spirits
Sales Executive at Velocity EHS
Sales Management Associate at PepsiCo
Senior Associate, Category and Trade Solutions at
SC Johnson
Store Management at Kroger
Territory Sales Representative at Vienna Beef

Sample Continuing Education Choices

MBA at Singapore Management University

GENERAL BUSINESS

Post-Graduation Activity 2015–16

100% of degree recipients were actively engaged.

	count	percent
Actively Engaged	5	100%
Employed full time	5	100%

Full-time Employment

- 80% were located in Michigan.
- 50% indicated their job was related to their degree.
- 25% were satisfied with their job.

Sample Job Titles and Employers

Customer Service at SpartanNash
Mortgage Sales Specialist at Wells Fargo
Teller at Kellogg Community Credit Union

About the Data

Graduating students were asked to provide their information through the WMU Post-Graduation Activity Survey within three months of their date of graduation. Some additional data was obtained from students’ public professional profiles.

Bachelor’s degree recipients
6
Post-graduation data was obtained for
5 (83%)

HUMAN RESOURCE MANAGEMENT

Post-Graduation Activity 2015–16

95% of degree recipients were actively engaged.

	count	percent
Actively Engaged	40	95%
Employed full time	36	86%
Employed part time	2	5%
Continuing education	2	5%
Not Actively Engaged	2	5%
Unemployed and seeking employment	2	5%

Full-time Employment

- Median salary was \$35,000 to \$40,000 (based on 20 responses).
- 89% were located in Michigan.
- 68% indicated their job was related to their degree.
- 89% were satisfied with their job.

About the Data

Graduating students were asked to provide their information through the WMU Post-Graduation Activity Survey within three months of their date of graduation. Some additional data was obtained from students' public professional profiles.

Bachelor's degree recipients
48

Post-graduation data was obtained for
42 (88%)

HUMAN RESOURCE MANAGEMENT

Sample Job Titles and Employers

Accounting Associate at American International Foods
Assistant Manager at Pogoda Management
Associate at MC Sports
Campus Recruiter at Northwestern Mutual
College Recruiter at James Hardie Building Products
Commercial Recruiter at IMPACT Management Services
Contract HR Generalist at Kellogg
Finance Assistant at Western Michigan University
HR Administrator at Consumers Credit Union
HR Administrator at StructureTec Group
HR Analyst at Penske Automotive Group
HR Assistant at AAM
HR Assistant at Bell's Brewery
HR Coordinator at Benteler Automotive
HR Generalist at Humphrey Products
HR Intern at Sturgis Molded Products
HR Intern at Thermo Fisher Scientific
HR Manager at Target
HR Manager at Alamo Nursing Home

HR Representative at Total Plastics
Intern at Request Foods
Junior Recruiter at D. Diversified Services
Labor Relations Representative at AAM
Lead Customer Service Rep at Fifth Third Bank
Management Trainee at Enterprise Rent-A-Car
Manager at CEC Entertainment
Manager Trainee at PNC
Medical Education Associate at Stryker
Professional Recruiter at Nesco Resource
QA Administrative Assistant at MPI Research
Recruiter at Epitec
Recruitment Coordinator at AMN Healthcare
Relationship Banker at Old National Bank
Sales Associate at Nine West Outlet
Store Manager at Ascena Retail Group
Strategic Delivery Recruiter at Aerotek
Talent Acquisition Coordinator at SpartanNash
Talent Program Specialist at Spectrum Health
Technical Recruiter at TEKsystems
Trainer at Starbucks

Sample Continuing Education Choices

Masters in Higher Education Administration at St. Cloud State University
Masters in Human Resource and Labor Relations at Michigan State University
Masters in Human Resources at Central Michigan University

Masters in Human Resources at Michigan State University
Masters in Sports Management at WMU
MBA at WMU

INTEGRATED SUPPLY MANAGEMENT

Post-Graduation Activity 2015–16

95% of degree recipients were actively engaged.

	count	percent
Actively Engaged	76	95%
Employed full time	73	91%
Continuing education	3	4%
Not Actively Engaged	4	5%
Unemployed and seeking employment	4	5%

Full-time Employment

- Median salary was \$55,000 to \$60,000 (based on 56 responses).
- 71% were located in Michigan.
- 96% indicated their job was related to their degree.
- 96% were satisfied with their job.

About the Data

Graduating students were asked to provide their information through the WMU Post-Graduation Activity Survey within three months of their date of graduation. Some additional data was obtained from students' public professional profiles.

Bachelor's degree recipients

91

Post-graduation data was obtained for

80 (88%)

INTEGRATED SUPPLY MANAGEMENT

Sample Job Titles and Employers

API Training Specialist at Pfizer	Materials Support Engineer at Gentex
Associate Manager—Capacity Planning at Kellogg	Operations Manager at Amazon
Associate Sales Executive at C.H. Robinson	Planning Business Analyst at Haworth
Associate Sourcing Specialist at Whirlpool	Procurement Agent at Boeing
Buyer at DENSO	Procurement Analyst at Atkore International
Buyer at Fiat Chrysler Automobiles	Procurement Technician at Pfizer
Buyer at Flowserve	Product/Quality Engineer at Dunkley International
Buyer at Ford Motor Company	Production Coordinator at National Flavors
Buyer at Honda Motors	Production Supervisor at Detroit Diesel
Buyer/Planner at Grayhill	Production Support Engineer at Gentex
Category Analysis at S.C. Johnson	Project Manager at Woolf Aircraft Products
Consultant at Auditrx	Purchasing Agent at Command Electronics
Cost Planning Specialist at DENSO	Purchasing and Inventory Manager at Western Diversified Plastics
Data Analyst/Quality Control Manager at Swiss American Screw Products	Replenishment Analyst at Viking
Demand Planner at Kellogg	SCM Program Management at Eaton
Dispatch at RSVP International Logistics	Senior Buyer at Honda
Functional Consultant at Oracle	Sourcing Specialist at Whirlpool
Global Forwarding Agent at C.H. Robinson	Subcontracts Manager at NASA Jet Propulsion Lab
Global Purchasing and Supply Chain at General Motors	Supplier Quality Engineer at General Motors
Global Supply Chain Analyst at Mercury Marine	Supplier Sourcing Specialist at Navistar
Indirect Buyer at Yanfeng USA	Supply Chain Analyst at Beaumont Health System
International Logistics Analyst at Stryker	Supply Chain Analyst at General Motors
Inventory Control Analyst at Meijer	Supply Chain Analyst at Lacks Trim Systems
Lead Visual Designer at ProQuest	Supply Chain Analyst at Meijer
Logistics Coordinator at MidLink Logistics	Supply Chain Analyst at Tecniq
Manufacturing Planner Associate at Lockheed Martin	Supply Chain Associate at Havi Global Solutions
Market Analyst at Constellation Brands	Supply Chain Commodity Specialist at Haworth
Material Planner at Flowserve	Supply Chain Data Analyst at Applied Industrial Technologies
Material Planner at Parker Hannifin	Supply Chain Management Specialist at Kohler
Material Planner at TRMI	Supply Chain Planner/Scheduler at Emerald
Material Planning Specialist at DENSO	Supply Chain Specialist at Magna International
Materials Analyst at Brembo North America	Supply System Improvement at Impact Label
	Transportation Manager at Werner Enterprises

Sample Continuing Education Choices

Certification in SAP	MBA at WMU
Masters in Information Systems at George Washington University	

MANAGEMENT

Post-Graduation Activity 2015–16

95% of degree recipients were actively engaged.

	count	percent
Actively Engaged	98	95%
Employed full time	91	88%
Employed part time	2	2%
Continuing education	4	4%
Military service	1	1%
Not Actively Engaged	5	5%
Unemployed and seeking employment	4	4%
Not immediately seeking employment	1	1%

Full-time Employment

- Median salary was \$40,000 to \$45,000 (based on 49 responses).
- 85% were located in Michigan.
- 82% indicated their job was related to their degree.
- 77% were satisfied with their job.

About the Data

Graduating students were asked to provide their information through the WMU Post-Graduation Activity Survey within three months of their date of graduation. Some additional data was obtained from students' public professional profiles.

Bachelor's degree recipients

145

Post-graduation data was obtained for

103 (71%)

MANAGEMENT

Sample Job Titles and Employers

Account Manager at C.H. Robinson
Account Specialist at PNC
Analyst at Team Detroit
Assistant Property Manager at Edward Rose and Sons
Banking Analyst at Whirlpool
Business Development Associate at Euromonitor International
Constituent Service Representative at the U.S. House of Representatives
Continuous Improvement Manager at Whirlpool
Corporate Relationship Officer at AlRajhi Bank
Corporate Trainer at Frontier Promotions
Customer Relations Representative at Southwest Airlines
Customer Service at United Kennel Club
Deputy Clerk at Village of Richland
Detailed Production Scheduler at Stryker
Director of Administration at Chicago Preschool Academy
Director of Operations at WSI Talent
Financial Advisor at New York Life Insurance
HR Recruiter at BMO Harris
HR Secretary at Kalamazoo RESA
Independent Contractor at NSI Consulting and Development
Industrial Marketing at OmniSource
Logistics Executive at Total Quality Logistics
Logistics Management Trainee at Hollingsworth Logistics Group
Logistics Specialist at Nolan Transportation Group
Manager at MPI Research

Market Research Analyst at Bradley Company
Marketing Coordinator at Carl Walker
Marketing Specialist at Thermo Fisher Scientific
Mortgage Banker at Quicken Loans
National Account Manager at Coyote Logistics
Operations Lead at Accretive Health
Operations Manager at Terra Contracting Services
Outside Sales at H&P Technologies
Payroll Specialist at Bronson
Personal Banker at Fifth Third Bank
Product Associate at Stryker
Product Development Business Analyst at Whirlpool
Production Supervisor at Magna Closures & Magna Mirrors
Production Supply Engineer at Gentex
Program Analyst at the Defense Logistics Agency
Project Coordinator at CID Entertainment
Project Management at Cadillac Asphalt
Purchasing Manager at Allied-Eagle
Quality Assurance Engineer at Perrigo
Recruiter at Aerotek
Sales Representative at Verizon Wireless
Senior Accounts Receivable Specialist at Continental Linen Service
Small Business Consultant at Small Business Development Center
Sourcing Coordinator at Whirlpool
Sourcing Specialist at Parker Hannifin
Supply Chain Manager at Northern United Brewing
Technical Specialist at Next Generation Services
Technical Support Engineer at Preferred Data Systems

Sample Continuing Education Choices

Law at Michigan State University
Masters in Sports Administration at Central Michigan University
Masters in Sports Management at University of Southern Mississippi
Masters in Sports Management at WMU

Masters in Supply Chain Management at MIT-Zaragoza
Masters in Youth Development Leadership at University of Minnesota
MBA at WMU

MARKETING

Post-Graduation Activity 2015–16

96% of degree recipients were actively engaged.

	count	percent
Actively Engaged	87	96%
Employed full time	75	82%
Employed part time	2	2%
Continuing education	8	9%
Volunteering full time	2	2%
Not Actively Engaged	4	4%
Unemployed and seeking employment	4	4%

Full-time Employment

- Median salary was \$35,000 to \$40,000 (based on 41 responses).
- 83% were located in Michigan.
- 76% indicated their job was related to their degree.
- 86% were satisfied with their job.

About the Data

Graduating students were asked to provide their information through the WMU Post-Graduation Activity Survey within three months of their date of graduation. Some additional data was obtained from students' public professional profiles.

Bachelor's degree recipients

116

Post-graduation data was obtained for

91 (78%)

MARKETING

Sample Job Titles and Employers

Account Executive at Advanced Branding Concepts
Account Executive at Total Quality Logistics
Account Manager at C.H. Robinson
Account Manager at Command Transportation
Account Manager at Nolan Transportation
Associate Director at Southwest Michigan First
Associate Project Manager at Media Assembly
Branch Manager at Endries International
Business Development Coordinator at StructureTec
Business Development Representative at Groupon
Corps Member at AmeriCorps
Digital Strategist at Team Detroit
Digital Trafficking Coordinator at MediaOcean
Emergency Preparedness Coordinator at Barry-Eaton District Health Department
Field Researcher at Ducker Worldwide
Inside Sales Representative at AJM Packaging
Integrated Investment Associate at Universal McCann
Internet Content Manager at What's Happening Publications
Inventory Control Analyst at Meijer
Item Data Specialist at Target
Labor Coordinator at Hearthside Food Solutions
Learning Coordinator at McGladrey
Logistics Account Executive at Total Quality Logistics
Market Planning Analyst at Magna Exteriors and Interiors

Market Research Specialist at Duncan Aviation
Marketing Coordinator at NSF International
Marketing Manager at D&R Sports Center
Marketing Manager at SIR Home Improvements
Marketing Representative at T.G.I. Friday's
Marketing Specialist at Aqaba Technologies
Marketing Specialist at Summit Fashions
Marketing Strategist at yo2mo Marketing Agency
National Account Manager at Nolan Transportation
Office Manager at Maumee Valley Historical Society
Payroll Coordinator at WSI—Workforce Strategies
Product Development Coordinator at 1-800 Flowers
Product Manager at Applied Technology Group
Recruiter at American Travelers Staffing Professionals
Regional Store Marketing Coordinator at Granite City Food & Brewery
Regulation Officer E9 at State of Michigan
Rental Consultant—Inside Sales at CORT
Retail Sales Representative at Hershey
Sales and Marketing Assistant at Wright Coating Technologies
Sales Service Representative at Mondelez International
Salesperson at TJX
SEM Analyst at UM Worldwide
Strategic Delivery Recruiter at Aerotek
Technical Recruiter at Jobspring Partners
Zone Manager at Ford Motor Company

Sample Continuing Education Choices

Doctorate in Computer Science at WMU
Masters in Digital Marketing and Advertising at Liberty University
Masters in Sports Law at Arizona State University
Masters in Sports Management at University of Michigan

Masters in Sports Management at University of Southern Mississippi
Masters in Sports Management at WMU
MBA at Singapore Management University

SALES AND BUSINESS MARKETING

Post-Graduation Activity 2015–16

99% of degree recipients were actively engaged.

	count	percent
Actively Engaged	76	99%
Employed full time	75	97%
Continuing education	1	1%
Not Actively Engaged	1	1%
Not immediately seeking employment	1	1%

Full-time Employment

- Median salary was \$45,000 to \$50,000 (based on 50 responses).
- 67% were located in Michigan.
- 94% indicated their job was related to their degree.
- 98% were satisfied with their job.

About the Data

Graduating students were asked to provide their information through the WMU Post-Graduation Activity Survey within three months of their date of graduation. Some additional data was obtained from students' public professional profiles.

Bachelor's degree recipients

87

Post-graduation data was obtained for

77 (89%)

SALES AND BUSINESS MARKETING

Sample Job Titles and Employers

Account Executive at MSDSONline	Realtor at Berkshire Hathaway HomeServices
Account Manager at Gartner	Michigan Real Estate
Account Manager at Optio Data	Recruiter at Aerotek
Account Manager at Thomson Reuters	Recruiter at Collabera
Associate Banker at Quicken Loans	Regional Account Manager at Safe n' Simple Medical
Business Development Representative at NetSuite	Supply
Campaign Manager at MLive Media Group	Sales Agent at Kellogg
Carrier Sales Representative at C.H. Robinson	Sales and Management Trainee at Penske Truck
Client Implementation Manager at Towers Watson	Leasing
Client Relations Specialist at StructureTec	Sales Associate at Humanscale
Direct Sales at Comcast Xfinity	Sales Associate at Mid Michigan Crushing &
Group, Voluntary & Worksite Benefit (GWVB) Sales	Recycling
Trainee at MetLife	Sales Consultant at DaySmart Software
Incoming Dealer Business Manager at Steelcase	Sales Development Representative at Whirlpool
Inside Sales Representative at Whirlpool	Sales Development Specialist at Microsoft
Insurance Agent at Zeiler Insurance	Sales Executive at MSDSONline
Junior Account Manager at Mayville Engineering	Sales Executive at Velocity EHS
Logistics Account Executive at Total Quality	Sales Management Associate at Frito-Lay
Logistics	Sales Manager at Greenleaf Hospitality Group
Logistics Specialist at Nolan Transportation Group	Sales Representative at Arvco Container
Manager in Training at The Buckle	Sales Representative at Hershey
Marketing Associate at Stryker	Sales Team Leader at Aptive Environmental
Marketing Research Analyst at Stahls'	Sales Trainee at IBM
National Account Manager at Coyote Logistics	Software Consultant at DaySmart Software
New Business Coordinator/Affiliate Manager at	Staff Auditor at Ally Financial
Dima Marketing	Staffing Manager at Robert Half Management
Product Associate at Stryker	Resources
Professional Technical Analyst at Comerica	Technical Sales Associate at Parker Hannifin
	Transportation Management at C.H. Robinson

Sample Continuing Education Choices

MBA at WMU

Post-Graduation Activity Report



Alcohol and Drug Abuse	201
Blindness and Low Vision Studies	202
Integrative Holistic Health and Wellness	204
Interdisciplinary Health Sciences	205
Interdisciplinary Health Services	206
Nursing	208
Occupational Therapy	210
Physician Assistant	212
Social Work	213
Speech Pathology and Audiology	215

HEALTH AND HUMAN SERVICES

Post-Graduation Activity 2015–16

89% of all Health and Human Services graduates were actively engaged.

	All degrees		Undergraduate degrees		Graduate degrees	
	count	percent	count	percent	count	percent
Actively Engaged	526	89%	284	93%	242	85%
Employed full time	368	62%	154	50%	214	75%
Employed part time	21	4%	9	3%	12	4%
Continuing education	134	23%	118	39%	16	6%
Military service	1	0.2%	1	0.3%	0	0%
Volunteering full time	2	0.3%	2	0.7%	0	0%
Not Actively Engaged	65	11%	22	7%	43	15%
Unemployed and seeking employment	59	10%	19	6%	40	14%
Not immediately seeking employment	6	1%	3	1%	3	1%

Survey Population

	Graduates	Responses	
All degrees	788	591	(75%)
Bachelor's	455	306	(67%)
Master's	323	275	(85%)
Doctoral	10	10	(100%)

The Post-Graduation Activity Survey was sent to all of the 788 students who earned a degree from the College of Health and Human Services between August 2015 and June 2016.

Employment

Survey respondents who indicated they were employed were asked to provide additional information about their employment, including salary range. Salaries are reported only for those respondents who say that their employment is full time (30 hours or more per week). In the College of Health and Human Services the median reported salary range was \$50,000 to \$55,000 (based on 272 responses).

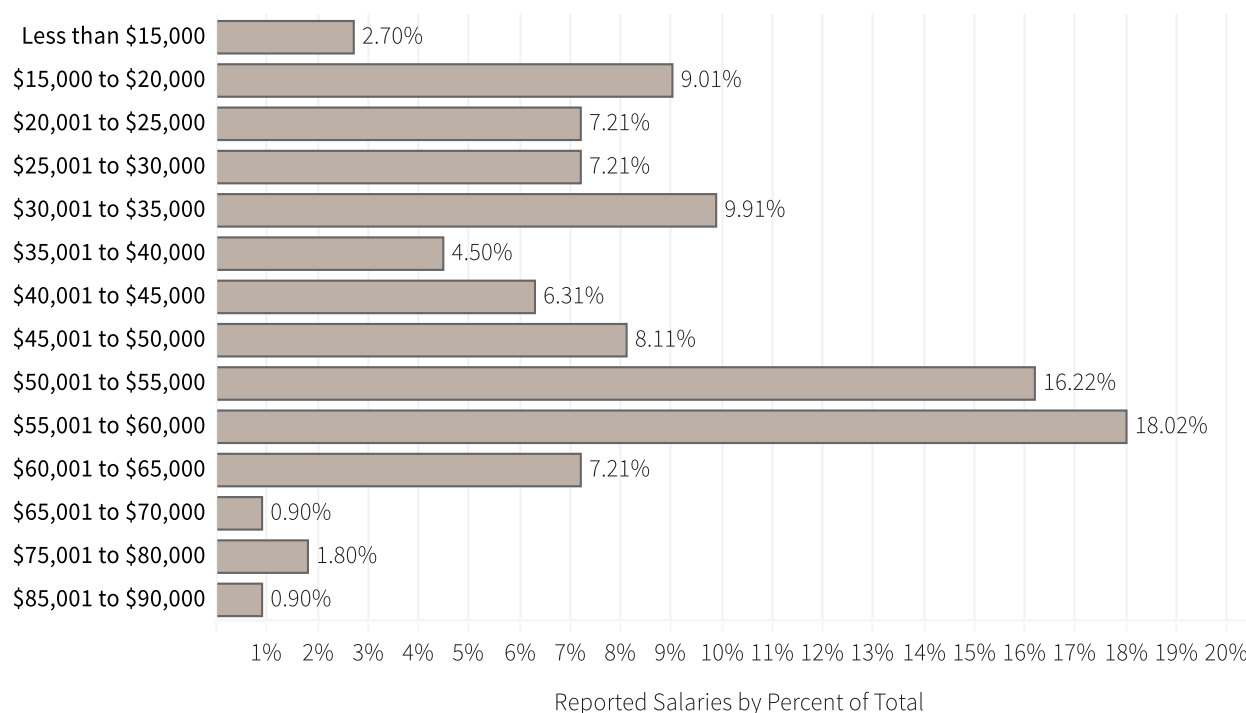
There were 21 respondents working part time (4% of all respondents). These respondents were asked whether they were seeking different or additional employment. Of those who answered, 67% said they were seeking employment, and 33% said they were not seeking employment.

HEALTH AND HUMAN SERVICES

Undergraduates' Full-time Employment

- Median salary for undergraduate degree recipients in the College of Health and Human Services was \$45,000 to \$50,000 (based on 111 responses).
- 91% indicated their job was located in Michigan.
- 84% indicated their job was related to their degree.
- 90% were satisfied with their job.
- 44% worked for the same employer before graduation.

Undergraduate Salaries

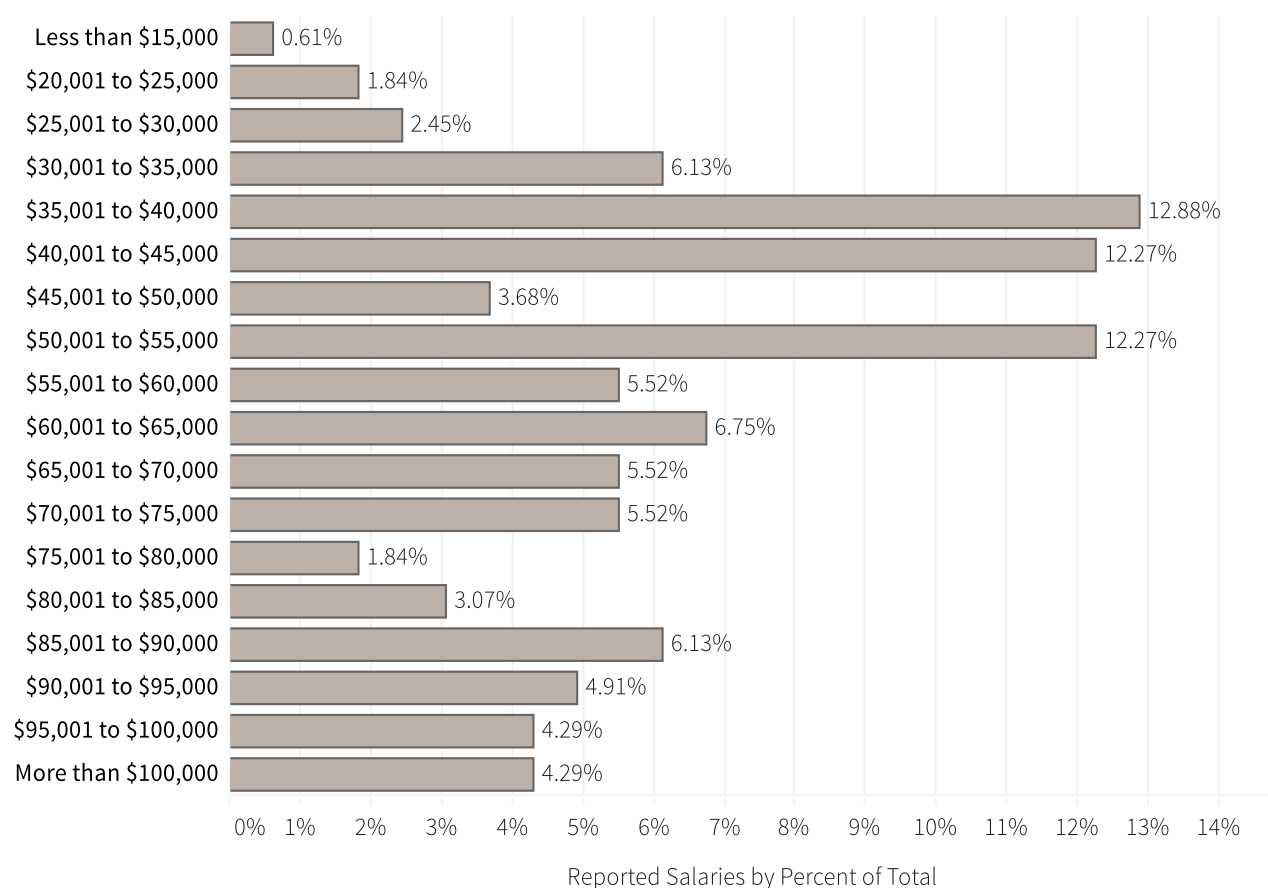


HEALTH AND HUMAN SERVICES

Graduate Students' Full-time Employment

- Median salary for graduate degree recipients in the College of Health and Human Services was \$50,000 to \$55,000 (based on 161 responses).
- 79% indicated their job was located in Michigan.
- 99% indicated their job was related to their degree.
- 97% were satisfied with their job.
- 34% worked for the same employer before graduation.

Graduate Salaries



ALCOHOL AND DRUG ABUSE

Post-Graduation Activity 2015–16

95% of certificate recipients were actively engaged.

	count	percent		count	percent
Actively Engaged	19	95%	Not Actively Engaged	1	5%
Employed full time	14	70%	Not immediately seeking employment	1	5%
Employed part time	3	15%			
Continuing education	2	10%			

Full-time Employment

- Median salary was \$30,000 to \$35,000 (based on 10 responses).
- 100% were located in Michigan.
- 87% indicated their job was related to their degree.
- 86% were satisfied with their job.

Sample Job Titles and Employers

Care Coordinator at Addiction Treatment Services
Care Provider at Pine Rest
Certified Medical Assistant at Intercare Community Health
Clinical Supervisor at Cherry Health
Hospice Social Worker at Spectrum Health
Mental Health Counselor at Pine Rest
Mental Health Therapist and Substance Abuse Counselor at Prevention and Training Services
Outpatient Therapist at Network 180
Pre-Trial Case Manager at Kalamazoo County Government
Recovery Coach/Case Manager at Riverwood Center
Self-Employed Therapist and Addictions Counselor
Substance Abuse Clinician at InterAct of Michigan
Substance Abuse Counselor at American Indian Services

Sample Continuing Education Choices

Doctorate in Counselor Education at WMU
Masters in Counseling Psychology at WMU

Masters in Social Work at WMU

About the Data

Graduating students were asked to provide their information through the WMU Post-Graduation Activity Survey within three months of their date of graduation. Some additional data was obtained from students’ public professional profiles.

Graduate certificate recipients
31
Post-graduation data was obtained for
20 (65%)

BLINDNESS AND LOW VISION STUDIES

Post-Graduation Activity 2015–16

87% of degree recipients were actively engaged.

	count	percent
Actively Engaged	27	87%
Employed full time	25	81%
Employed part time	1	3%
Continuing education	1	3%
Not Actively Engaged	4	13%
Unemployed and seeking employment	3	10%
Not immediately seeking employment	1	3%

Full-time Employment

- Median salary was \$50,000 to \$55,000 (based on 21 responses).
- 33% were located in Michigan.
- 100% indicated their job was related to their degree.
- 95% were satisfied with their job.

About the Data

Graduating students were asked to provide their information through the WMU Post-Graduation Activity Survey within three months of their date of graduation. Some additional data was obtained from students' public professional profiles.

This report includes data from students who majored in Orientation and Mobility and Vision Rehabilitation Therapy.

Master's degree recipients

35

Post-graduation data was obtained for

31 (89%)

BLINDNESS AND LOW VISION STUDIES

Sample Job Titles and Employers

Assistive Technology Instructor at State of North Carolina—Division of Services for the Blind
Blind Rehabilitation Specialist at Louis Stokes VA Medical Center
Blind Rehabilitation Specialist at the California Department of Veterans Affairs
Blind Rehabilitation Specialist at U.S. Department of Veterans Affairs
Certified Visual Rehabilitation Therapist at Vermont Association for the Blind and Visually Impaired
Health and Fitness Professional at USAA
Living Skills Specialist at Lighthouse of the Big Bend
Orientation and Mobility Specialist at Bosma Enterprises
Orientation and Mobility Specialist at New Hampshire Association for the Blind
Orientation and Mobility Specialist at Indiana School for the Blind and Visually Impaired

Orientation and Mobility Specialist for Children at Kalamazoo RESA
Rehabilitation Instructor for the Blind at Rehabilitation Services for the Blind
Self-Employed Rehabilitation Teacher
Student Services Director at Pilot Dogs
Teacher Consultant for the Visually Impaired at Allegan Area Educational Service Agency
Teacher of the Visually Impaired at Columbia Lighthouse for the Blind
Teacher of the Visually Impaired, Certified Orientation and Mobility Specialist at Allegheny Intermediate Unit
Vision Clinic Coordinator at WMU
Vision Itinerant at Arizona School for the Deaf and Blind
Vocational Rehabilitation Counselor at Michigan Rehabilitation Services

Sample Continuing Education Choices

Doctorate in Counselor Education at WMU
Low Vision Therapy Certification

Masters in Teaching Children with Visual Impairments at WMU

INTEGRATIVE HOLISTIC HEALTH AND WELLNESS

Post-Graduation Activity 2014–15 and 2015–16

89% of certificate recipients were actively engaged.

	count	percent		count	percent
Actively Engaged	8	89%	Not Actively Engaged	1	11%
Employed full time	8	89%	Not immediately seeking employment	1	11%

Full-time Employment

- Median salary was \$35,000 to \$40,000 (based on 5 responses).
- 88% were located in Michigan.
- 100% indicated their job was related to their degree.
- 75% were satisfied with their job.

Sample Job Titles and Employers

Academic Counselor at Kalamazoo Valley Community College
Care Consultant at the Kalamazoo County HCS Area Agency on Aging
Child Life Intern at All Children's Hospital
Empowering Parents Impacting Students (EPIC) Coordinator at Early Learning Neighborhood Collaborative
Faculty Specialist I/Professional Specialist at WMU
Maternal Infant Health Social Worker at Intericare Community Health
Self-Employed Transformation Coach
Senior Behavioral Health Care Manager at Summit Pointe

About the Data

Graduating students were asked to provide their information through the WMU Post-Graduation Activity Survey within three months of their date of graduation. Some additional data was obtained from students' public professional profiles.

All information is based on the most recent data from 2015–16 graduates, combined with data from 2014–15 graduates which was collected near the time of their graduation. We report two years of data together due to low numbers of responses.

Graduate certificate recipients

13

Post-graduation data was obtained for

9 (69%)

INTERDISCIPLINARY HEALTH SCIENCES

Post-Graduation Activity 2015–16

100% of doctoral degree recipients were actively engaged.

	count	percent
Actively Engaged	6	100%
Employed full time	6	100%

Full-time Employment

- Median salary was \$70,000 to \$75,000 (based on 5 responses).
- 67% were located in Michigan.
- 100% indicated their job was related to their degree.
- 100% were satisfied with their job.

Sample Job Titles and Employers

Assistant Professor at Calvin College
Assistant Professor at WMU
Educator at Michigan State University
Executive Director at Wings of Hope Hospice
Faculty Specialist II at Western Michigan University
Graduate Program Director at Michigan State University
Managing Director at Eden Transition Alliance

About the Data

Graduating students were asked to provide their information through the WMU Post-Graduation Activity Survey within three months of their date of graduation. Some additional data was obtained from students' public professional profiles.

Doctoral degree recipients
6
Post-graduation data was obtained for
6 (100%)

INTERDISCIPLINARY HEALTH SERVICES

Post-Graduation Activity 2015–16

93% of **bachelor's** degree recipients were actively engaged.

	count	percent
Actively Engaged	105	93%
Employed full time	55	49%
Employed part time	3	3%
Continuing education	46	41%
Military service	1	1%
Not Actively Engaged	8	7%
Unemployed and seeking employment	7	6%
Not immediately seeking employment	1	1%

Full-time Employment

- Median salary was \$30,000 to \$35,000 (based on 29 responses).
- 90% were located in Michigan.
- 60% indicated their job was related to their degree.
- 76% were satisfied with their job.

About the Data

Graduating students were asked to provide their information through the WMU Post-Graduation Activity Survey within three months of their date of graduation. Some additional data was obtained from students' public professional profiles.

Bachelor's degree recipients

173

Post-graduation data was obtained for

113 (65%)

INTERDISCIPLINARY HEALTH SERVICES

Sample Job Titles and Employers

ABA Therapist at Lighthouse Autism Center	Injury Prevention Coordinator at Borgess
Activities Coordinator at Heartland Healthcare	Lead Care Manager at Sunrise Senior Living
Admissions Coordinator at HCR ManorCare	Lead Medical Assistant Specialist UM Health System
Assistant Director at Vi at Glen Retirement Home	Medical Assistant at Borgess
Assistant Lead Supervisor at HomeLife	Medical Officer at National Guard Bureau
Business Office Coordinator at Mary Free Bed Rehabilitation Hospital	Medical Records Reviewer RN at Altegra Health
Care Center Coordinator at Borgess	Operations Specialist at Southwest Michigan Behavioral Health
Care Coordination Support Specialist at Meridian Health Plan	Paramedic at South County EMS
Certified Nursing Assistant at Lutheran Social Services of Michigan	Patient Advocate at Henry Ford Health System
Certified Nursing Assistant at Tendercare of Wyoming	Patient Care Associate at Borgess
Clinic Manager at Business Health Solutions	Patient Flow Manager at Crothall Healthcare
Clinical Administrative Coordinator at United Health	Pharmacy Technician at CVS
Clinical Coordinator Anesthesia at Bronson	Phlebotomist Technician at Octapharma Plasma
Cost Containment Specialist at Extendicare	Physical Therapist Assistant at Bronson
Direct Care Specialist at Kalamazoo Community Mental Health	Physician Services Coordinator at Metro Health
Direct Care Staff at Center for Disability Services	Program Supervisor at Jackson Country Health Department
Director at Accretive Health	Quality Improvement Coordinator at Sparrow Carson Hospital
Executive Director at Alternatives Care Center	Registered Respiratory Therapist at Department of Veterans Affairs
FEMA Corps Member at AmeriCorps NCCC	Scheduling Coordinator at Homewatch CareGivers
Finance Assistant at Heritage Community of Kalamazoo	Shelter Coordinator at Domestic and Sexual Abuse Services
Healthcare Recruiter at Maxim Healthcare Services	Youth Specialist at Oakland County

Sample Continuing Education Choices

American Sign Language Interpretation at Lansing Community College	Masters in Nursing at Detroit Mercy
Associates in Nursing at KVCC	Masters in OT at Arizona School of Health Sciences
Bachelors in Nursing at Alma College	Masters in Occupational Therapy at WMU
Certification in Wildlife Rehabilitation at Animal Behavior Institute	Masters in Public Administration at WMU
Doctorate in Audiology at Wayne State University	Masters in Public Health Administration at University of Michigan
Masters in Blindness and Low Vision Studies at WMU	Masters in Public Health at Grand Valley State
Masters in Counseling at WMU	Masters in Social Work at Madonna University
Masters in Healthcare Administration at Davenport	Masters in Social Work at WMU
Masters in Low Vision Therapy at Salus University	MBA at Anderson University
MBA at WMU	MBA at WMU
Masters in Naturopathic Medicine at Southwest College of Naturopathic Medicine	Physician Assistant at UC Davis
	Physician Assistant at University of New England
	Physician Assistant at WMU

NURSING

Post-Graduation Activity 2015–16

96% of undergraduate degree recipients were actively engaged.

	count	percent
Actively Engaged	70	96%
Employed full time	63	86%
Employed part time	4	5%
Continuing education	3	4%
Not Actively Engaged	3	4%
Unemployed and seeking employment	2	3%
Not immediately seeking employment	1	1%

Full-time Employment

- Median salary for undergraduates was \$50,000 to \$55,000 (based on 58 responses).
- 90% were located in Michigan.
- 98% indicated their job was related to their degree.
- 96% were satisfied with their job.

About the Data

Graduating students were asked to provide their information through the WMU Post-Graduation Activity Survey within three months of their date of graduation. Some additional data was obtained from students' public professional profiles.

No data is reported for graduate students due to the low number of responses available.

Degree recipients	Post-graduation data was obtained for	
121	77 graduates (64%)	
	Graduates	Responses
Bachelor's	116	73 (63%)
Master's	5	4 (80%)

NURSING

Sample Job Titles and Employers

2nd Lieutenant Nurse, US Army
Carefriend at New Friends Memory Care
Charge RN at Elkhart General Hospital
Clinical Nurse I at Beaumont Health System
Direct Care Staff at HomeLife
ED Assistant Manager at Lakeland Health
Emergency Room RN at the University of Michigan
ER Nurse at Lakeland Health
Graduate Nurse at Borgess
Graduate Nurse at Bronson
Graduate Nurse at McLaren Flint Hospital
Graduate Nurse at the University of Michigan
Health Specialist at Sun Valley Indian School
Neuro ICU RN BSN at Borgess
Nurse at Spectrum Health
Nurse Extern at St. Joseph Mercy Oakland Hospital
Nursing Assistant at Lakeland Health
OB Registered Nurse at Bronson
OR BSN at University of Michigan Hospital

Pediatric Nurse at Children's Hospital and Medical Center
Professional Development Specialist at Mercy Health
Registered Nurse at Elkhart General Hospital
Registered Nurse Intern at Lakeland Health Care
RN at WMU School of Medicine
RN Clinical Preceptor, Educator at Hospice at Home
RN on Surgical/Vascular Care at Borgess
RN on the Neuro Critical Care Unit at Bronson Methodist Hospital
RN Patient Navigator
RN Simulation Lab Educator at Lakeland Health
RN/Lactation Consultant at Bronson
Simulation Lab Technician at WMU School of Medicine
Staff Nurse at the Michigan Department of Veterans Affairs
Staff Nurse/Charge Nurse at Ascension Health

Sample Continuing Education Choices

Masters in Health Management at University of Michigan
Masters in Nursing at University of Michigan
Masters in Nursing at Wayne State University

OCCUPATIONAL THERAPY

Post-Graduation Activity 2015–16

100% of undergraduates and 74% of graduate degree recipients were actively engaged.

	Undergraduate degrees		Graduate degrees	
	count	percent	count	percent
Actively Engaged	29	100%	62	74%
Employed full time	1	3%	42	50%
Employed part time	0	0%	7	8%
Continuing education	28	97%	13	15%
Not Actively Engaged	0	0%	22	26%
Unemployed and seeking employment	0	0%	21	25%
Not immediately seeking employment	0	0%	1	1%

Full-time Employment

- Median salary for graduate students was \$60,000 to \$65,000 (based on 21 responses).
- 69% were located in Michigan.
- 95% indicated their job was related to their degree.
- 100% were satisfied with their job.

About the Data

Graduating students were asked to provide their information through the WMU Post-Graduation Activity Survey within three months of their date of graduation. **Some additional data was obtained from students' public professional profiles.**

This report includes data from students who majored in Interdisciplinary Health Services: OT and Occupational Therapy.

Degree recipients	Post-graduation data was obtained for		
145	113 graduates (78%)		
	Graduates	Responses	
Bachelor's	46	29	(63%)
Master's	99	84	(85%)

OCCUPATIONAL THERAPY

Sample Job Titles and Employers

Adult Respite Aide at Thresholds	Occupational Therapist at Independence Rehab
CNA at United Nursing Service	Occupational Therapist at Kaweah Delta Health Care District
Community Living Supports at MOKA	Occupational Therapist at Mary Free Bed Rehabilitation Hospital
Direct Care Worker at New Friends	Occupational Therapist at Origami Brain Injury Rehabilitation Center
Direct Support Aide at Kalamazoo Community Mental Health	Occupational Therapist at Outpatient Hand Therapy
Independent Living Instructor at Hope Network Rehabilitation Services	Occupational Therapist at Paragon Rehabilitation
Life Enrichment Assistant/Resident Care Aide at Clark Retirement Community	Occupational Therapist at Presbyterian Homes
Occupational Therapist at Allegiance Health	Occupational Therapist at Shelby Nursing Center
Occupational Therapist at Borgess	Occupational Therapist at Spectrum Health
Occupational Therapist at Building Bridges Therapy Center	Occupational Therapist at The Center for Childhood Development
Occupational Therapist at Children's Therapy Corner	Occupational Therapist at Tri-County Speech & Language Services
Occupational Therapist at Detroit Institute for Children	Occupational Therapist at War Memorial Hospital
Occupational Therapist at Dickinson Rehab Services	Occupational Therapist II at Beaumont Health System
Occupational Therapist at Duke University Health System	Occupational Therapist Supervisor at Expert Care
Occupational Therapist at Encore Rehabilitation	Pediatric Occupational Therapist at Beaumont Health System
Occupational Therapist at Genesis Rehabilitation Services	Pediatric Occupational Therapist at Henry Ford Health System
Occupational Therapist at HCR ManorCare	Self-Employed Personal and Home Care Assistant

Sample Continuing Education Choices

Masters in Occupational Therapy at WMU

PHYSICIAN ASSISTANT

Post-Graduation Activity 2015–16

86% of degree recipients were actively engaged.

	count	percent		count	percent
Actively Engaged	36	86%	Not Actively Engaged	6	14%
Employed full time	36	86%	Unemployed and seeking employment	6	14%

Full-time Employment

- Median salary was \$90,000 to \$95,000 (based on 35 responses).
- 86% were located in Michigan.
- 100% indicated their job was related to their degree.
- 100% were satisfied with their job.

Sample Job Titles and Employers

Adult Critical Care Physician Assistant at Spectrum Health
Cardiovascular Surgery Hospitalist at Mayo Clinic
Emergency Medicine Physician Assistant at Spectrum Health
Family Medicine PA at Family Health Center
Hospitalist at Indiana University Health
Hospitalist PA at Sparrow Hospital
Orthopedic PA at Mendelson and Kornblum Orthopedics
Orthopedic Physician Assistant at Bronson
Orthopedic Surgery PA at Allegiance Health
PA and Registered Dietician at Michigan Gastroenterology
Physician Assistant at Borgess
Physician Assistant at Bronson
Physician Assistant at Detroit Medical Center
Physician Assistant at Mercy Health
Physician Assistant at Novi Psychiatry and Psychology
Physician Assistant at Rochester Medical Group
Physician Assistant at Spectrum Health
Physician Assistant at the Yakima Valley Farm Workers Clinic

About the Data

Graduating students were asked to provide their information through the WMU Post-Graduation Activity Survey within three months of their date of graduation. Some additional data was obtained from students' public professional profiles.

Master's degree recipients

42

Post-graduation data was obtained for

42 (100%)

SOCIAL WORK

Post-Graduation Activity 2015–16

85% of undergraduates and 93% of graduate degree recipients were actively engaged.

	Undergraduate degrees		Graduate degrees	
	count	percent	count	percent
Actively Engaged	53	85%	82	93%
Employed full time	27	44%	77	88%
Employed part time	2	3%	3	3%
Continuing education	23	37%	2	2%
Volunteering full time	1	2%	0	0%
Not Actively Engaged	9	15%	6	7%
Unemployed and seeking employment	8	13%	5	6%
Not immediately seeking employment	1	2%	1	1%

Full-time Employment

- Median salary for undergraduates was \$25,000 to \$30,000 (based on 19 responses).
- Median salary for graduate students was \$35,000 to \$40,000 (based on 56 responses).
- 96% were located in Michigan.
- 93% indicated their job was related to their degree.
- 91% were satisfied with their job.

About the Data

Graduating students were asked to provide their information through the WMU Post-Graduation Activity Survey within three months of their date of graduation. Some additional data was obtained from students' public professional profiles.

Degree recipients	Post-graduation data was obtained for	
	150 graduates (76%)	
	Graduates	Responses
Bachelor's	86	62 (72%)
Master's	111	88 (79%)

SOCIAL WORK

Sample Job Titles and Employers

ABA Line Therapist at Metropolitan Education and Healthcare Services
Access/Emergency Services Clinician at Montcalm Center for Behavioral Services
Adoption Resource Consultant at Orchards Children's Services
Adult Education Specialist at Heartland Alliance
AmeriCorps Member at Cherry Health
Assistant Director at Child Development Center
Behavioral Health Clinician at Bronson
Career Transition Readiness Instructor at Gerald R. Ford Job Corps
Case Manager and Therapist at Community Living Options and Plainwell Counseling Center
Case Manager at Cass County Family Treatment Court
Case Manager at Douglas Community Association
Case Manager at MRC Industries
Case Manager at Summit Pointe
Child and Adolescent Therapist at Oaklawn Psychiatric Center
Clinical Therapist at Victory Clinic
Clinician at Network 180 Access Center
Community Living Support Specialist at Family Outreach Center
Compliance Specialist at Van Buren Community Mental Health
CPS Specialist at Michigan Department of Health and Human Services
Developmental Disability Programmer at State of MI
Direct Care Staff at Family and Children Services
Director of Programming at LGBT Network of West Michigan
Emergency Assistance Coordinator at Portage Community Center
Employment Coordinator at KPEP
Family Services Coordinator at Indiana Donor Network

Forensic Interviewer at Berrien County Council for Children
Hall Director at Lake Superior State University
Hospice Social Worker at Spectrum Health
Independent Living and Employment Specialist at Disability Advocates of Kent County
Infant Mental Health Therapist at Elizabeth Upjohn Community Healing Center
Inpatient Mental Health Social Worker at Battle Creek VA Medical Center
Inpatient Social Worker at Oaklawn Hospital
International Services Coordinator at Bethany Christian Services
Maternal Infant Health Social Worker at Intercare Community Health
Medical Case Manager at Community AIDS Resource and Education Services (CARES)
Medical Social Worker at Spectrum Health
Mental Health Early Childhood Learning Specialist at Head Start of Kent County
Outpatient Therapist at Oaklawn Hospital
Positive Youth Development Worker at Catholic Charities
Program Coordinator at School-to-Career Progressions
Program Manager at Hope Network
Refugee Therapist at Bethany Christian Services
Screening, Assessment & Referral Specialist at Southwest Michigan Behavioral Health
Senior Enrollment and Matching Specialist at Big Brothers Big Sisters
SOAR Practitioner at Kalamazoo Community Mental Health and Substance Abuse Services
Social Worker at Berrien Springs Public Schools
Social Worker at South Haven Nursing and Rehabilitation Community
Substance Abuse Counselor at Victory Clinical Services
Youth Specialist at Sequel Youth and Family Services

Sample Continuing Education Choices

Master of Social Work at Columbia University
Master of Social Work at Michigan State University
Master of Social Work at University of Georgia

Master of Social Work at University of Illinois
Master of Social Work at University of Michigan
Master of Social Work at WMU
Specialty Program in Alcohol and Drug Abuse at WMU

SPEECH PATHOLOGY AND AUDIOLOGY

Post-Graduation Activity

95% of undergraduates and 83% of graduate degree recipients were actively engaged.

	Undergraduate degrees 2014–15 and 2015–16		Graduate degrees 2015–16	
	count	percent	count	percent
Actively Engaged	52	95%	25	83%
Employed full time	11	20%	24	80%
Employed part time	0	0%	1	3%
Continuing education	40	73%	0	0%
Volunteering full time	1	2%	0	0%
Not Actively Engaged	3	5%	5	17%
Unemployed and seeking employment	2	4%	5	17%
Not immediately seeking employment	1	2%	0	0%

About the Data

Graduating students were asked to provide their information through the WMU Post-Graduation Activity Survey within three months of their date of graduation. **Some additional data was obtained from students’ public professional profiles.**

This report includes data from students who majored in Audiology and Speech Pathology and Audiology.

All information for undergraduate degrees is based on the most recent data from 2015–16 graduates, combined with data from 2014–15 graduates which was collected near the time of their graduation. We report two years of data together due to low numbers of responses.

Degree recipients	Post-graduation data was obtained for	
101	85 graduates (84%)	
	Graduates	Responses
Bachelor’s	66	55 (83%)
Master’s	31	26 (84%)
Doctoral	4	4 (100%)

SPEECH PATHOLOGY AND AUDIOLOGY

Full-time Employment

- Median salary for undergraduates was \$17,500 to \$22,500 (based on 6 responses from 2014–15 and 2015–16 graduates).
- Median salary for graduate students was \$60,000 to \$65,000 (based on 20 responses from 2015–16 graduates).
- 73% were located in Michigan.
- 84% indicated their job was related to their degree.
- 95% were satisfied with their job.

Sample Job Titles and Employers

Administrative Specialist—New Student Orientation
at University of Arkansas

Audiologist at Central Michigan University

Audiologist at Constance Brown Hearing Centers

Audiologist at Lakeshore Health Partners

Audiologist at Munson Health

Audiologist at South Bend Clinic

Audiologist at Spectrum Health

Clinical Fellow Speech–Language Pathologist at
University of Michigan

College Advisor at Michigan College Access Network

Doctor of Audiology at Hearing First

Early Childhood Speech Therapist at St Joseph
County ISD

Global Mission Fellow at General Board of Global
Ministries

Home Health Aide at Kalamazoo Community Mental
Health

Speech–Language Pathologist at Affirma
Rehabilitation

Speech–Language Pathologist at Children's Hospital
Colorado

Speech–Language Pathologist at NICE Community
Schools

Speech–Language Pathologist Clinical Fellow at
Kalamazoo RESA

Speech–Language Pathologist Clinical Fellow at
LOGAN Autism Center

Speech Therapist at Kalamazoo Public Schools

Sample Continuing Education Choices

Doctorate in Audiology at Wayne State University

Doctorate in Audiology at WMU

Masters in Behavior Analysis at WMU

Masters in Blindness and Low Vision Studies at
WMU

Masters in Communication Sciences and Disorders
at Wayne State University

Masters in Speech Pathology at Michigan State
University

Masters in Speech Pathology at University of
Washington

Masters in Speech Pathology at WMU

Masters in Speech–Language Pathology at Grand
Valley State University

Post-Graduation Activity Report



Interdisciplinary Programs

Evaluation.....	218
Health Informatics and Information Management.....	219
Telecommunications and Information Management	220
University Studies.....	221

EVALUATION

Post-Graduation Activity 2015–16

100% of degree recipients were actively engaged.

	count	percent
Actively Engaged	6	100%
Employed full time	6	100%

Full-time Employment

- Median salary was \$75,000 to \$80,000 (based on 5 responses).
- 50% were located in Michigan.
- 100% indicated their job was related to their degree.
- 100% were satisfied with their job.

Sample Job Titles and Employers

Assistant Professor at King Khalid University
Assistant Professor at West Virginia University
Director at Ferris State University
Evaluation Specialist at Michigan Fitness Foundation
Founder/CEO at EMR3 Consulting
Senior Research Associate at Evaluation Center, WMU

About the Data

Graduating students were asked to provide their information through the WMU Post-Graduation Activity Survey within three months of their date of graduation. **Some additional data was obtained from students' public professional profiles.**

Doctoral degree recipients
6
Post-graduation data was obtained for
6 (100%)

HEALTH INFORMATICS AND INFORMATION MANAGEMENT

Post-Graduation Activity 2014–15 and 2015–16

90% of degree recipients were actively engaged.

	count	percent		count	percent
Actively Engaged	19	90%	Not Actively Engaged	2	10%
Employed full time	18	86%	Unemployed and	2	10%
Employed part time	1	5%	seeking employment		

Full-time Employment

- Median salary was \$42,500 to \$47,500 (based on 8 responses).
- 100% were located in Michigan.
- 88% indicated their job was related to their degree.
- 100% were satisfied with their job.

Sample Job Titles and Employers

Application Systems Analyst at Spectrum Health
Applications Training Specialist at Cherry Health
Associate Business Analyst at Streamline Healthcare Solutions
Business Analyst at Blue Cross Blue Shield of Michigan
Business Analyst Coordinator at Stryker
Corporate Information Administrator at Grace Health
Department Technical Analyst at Spectrum Health
HIM Coordinator at Spectrum Health
Network Life Cycle Manager at WMU
Patient Service Associate at Borgess
Project Manager at Corsetti Structural Steel
Quality Assurance Analyst at Meridian Health Plan
Resident Coordinator at Kalamazoo Probation Enhancement Program
Revenue Cycle Analyst at HealthRise Solutions
Systems Analyst at Blue Cross Blue Shield of Michigan

About the Data

Graduating students were asked to provide their information through the WMU Post-Graduation Activity Survey within three months of their date of graduation. Some additional data was **obtained from students' public** professional profiles.

All information is based on the most recent data from 2015–16 graduates, combined with data from 2014–15 graduates which was collected near the time of their graduation. We report two years of data together due to low numbers of responses.

Bachelor's degree recipients

25

Post-graduation data was obtained for

21 (84%)

Post-Graduation Activity 2014–15 and 2015–16

94% of degree recipients were actively engaged.

	count	percent		count	percent
Actively Engaged	15	94%	Not Actively Engaged	1	6%
Employed full time	13	81%	Unemployed and seeking employment	1	6%
Continuing education	2	13%			

Full-time Employment

- Median salary was \$42,500 to \$47,500 (based on 8 responses).
- 85% were located in Michigan.
- 78% indicated their job was related to their degree.
- 88% were satisfied with their job.

Sample Job Titles and Employers

Associate Information Security Analyst at Greenleaf Hospitality Group
Business Systems Analyst at Lippert Components
IT Helpdesk Administrator at Dimplex Thermal Solutions
Network Technician at Eaton County Information Systems
Quality Assurance Project Manager at Verizon
Sales Associate at Total Tech
SAP Business Analyst at Perrigo
Software Test Engineer at Panasonic Automotive Systems
Systems Reliability Engineer at Apple
Technical Analyst at Rapidparts

Sample Continuing Education Choices

Masters in Information and Communication Sciences at Ball State University

About the Data

Graduating students were asked to provide their information through the WMU Post-Graduation Activity Survey within three months of their date of graduation. **Some additional data was obtained from students’ public professional profiles.**

All information is based on the most recent data from 2015–16 graduates, combined with data from 2014–15 graduates which was collected near the time of their graduation. We report two years of data together due to low numbers of responses.

Bachelor's degree recipients
17
Post-graduation data was obtained for
16 (94%)

Post-Graduation Activity 2015–16

93% of degree recipients were actively engaged.

	count	percent
Actively Engaged	167	93%
Employed full time	132	73%
Employed part time	12	7%
Continuing education	16	9%
Military service	4	2%
Volunteering full time	3	2%
Not Actively Engaged	13	7%
Unemployed and seeking employment	10	6%
Not immediately seeking employment	3	2%

Full-time Employment

- Median salary was \$32,500 to \$37,500 (based on 82 responses).
- 76% were located in Michigan.
- 49% indicated their job was related to their degree.
- 75% were satisfied with their job.

About the Data

Graduating students were asked to provide their information through the WMU Post-Graduation Activity Survey within three months of their date of graduation. **Some additional data was obtained from students' public professional profiles.**

Bachelor's degree recipients

270

Post-graduation data was obtained for

180 (67%)

UNIVERSITY STUDIES

Sample Job Titles and Employers

2nd Lieutenant at Michigan Air National Guard
Account Manager at Robert Half Management
Analyst at Blue Cross Blue Shield of Michigan
Anesthesia Technician at University of Michigan Health Systems
Assistant Equipment Manager at Davidson College
Assistant Principal at Lansing School District
Branch & Marketing Manager at Marshall Community Credit Union
Brand Ambassador at Winston Grey
Captain at Allegan County Sheriff's Office
Case Manager at Hegira Programs
Community Support Specialist at Van Buren Community Mental Health
Content Editor at Gracenote
Costume Designer at Shaw Weber Studios
Database Builder at Community Homeworks
Demand Planning Manager at Wolverine Worldwide
Designer at Dart Container
Director at Pathfinder Kids
Director of Administration at Cornerstone United Methodist Church
Director of IT at Donald W. Reynolds Foundation
Educational ASL Interpreter at Kalamazoo RESA
Event Coordinator at University of Georgia
Formulation R&D Technician at Perrigo
HR Coordinator at Mattawan School District
Inbound Logistics Coordinator at Big Dutchman
Job Coach at GateWay Services
Lead Web Developer and CEO at Yupoyo Web Design
Literacy Tutor at AmeriCorps

Marketing Manager at Eckert Wordell
Medical Technologist at Community Health Center of Branch County
Missionary at Adventures in Missions
Nuclear Missile Operator at United States Air Force
Outreach Coordinator (AmeriCorps VISTA) at REACH Studio Art Center
Packaging Engineer at Perrigo
Pharmacy Technician at CVS
Prepress, Webpage & Graphic Design at iPartnerMedia
Preschool Teacher at Explore and Grow
Process Engineer at Evergreen Packaging
Project Scientist at Envirollogic Technologies
Quality Assurance Specialist at US Army, Japan
Quality Operations Lab Technician at Pfizer
Registered Behavior Technician at Residential Opportunities Inc.
Reiki Practitioner and Patient Advocate at Natural Health Improvement Center
Research and Development Laboratory Technician at Axalta Coating Systems
Resident Artist at Kalamazoo Education For the Arts
Section Sergeant at Michigan Air National Guard
Self-Employed Nanny
Site Director at YMCA
Sr. AV Specialist at Logicalis
Superintendent of Public Works at City of Wayland
Supply Chain Analyst at Veritiv
Talent Acquisition Specialist at Arrow Strategies
Teacher at Universidad Nacional Pedro Henríquez Ureña

Sample Continuing Education Choices

Bachelors in Criminal Justice at WMU
Doctorate in Chiropractic at Palmer College of Chiropractic
Law at Loyola University
Masters in Anthropology at WMU
Masters in East Asian Studies at Kyung Hee University
Masters in Educational Leadership at WMU
Masters in Library Science at Wayne State
Masters in Occupational Therapy at Eastern Michigan University

Masters in Public Administration at WMU
Masters in School Counseling at WMU
Masters in Social Work at University of Michigan
Masters in Speech Pathology at WMU
Masters in Sport Management at WMU
Nursing at KVCC
Specialty Program in Alcohol and Drug Abuse at WMU
Teacher Certification at California State University Long Beach

NATIONAL SALARY DATA

National Association of Colleges and Employers Salary Data

www.naceweb.org



***Proud Member of the
National Association of
Colleges and Employers***

NATIONAL SALARY DATA

The National Association of Colleges and Employers (NACE) publishes salary surveys based on data obtained from higher education institutions participating in the NACE national First Destination Survey initiative and from employers. Below we offer salary medians from the most recent NACE Salary Surveys — Winter 2016 (data reported by employers) and Spring 2016 (data reported by colleges and universities).

Bachelor's Degrees

Major	Winter 2016	Spring 2016
Accountancy	\$54,000	\$52,552
Advertising and Promotion	\$45,000	\$37,404
Aerospace Engineering	\$64,000	\$72,998
Anthropology	-	\$33,396
Art	\$46,000	\$37,952
Art Education	-	\$36,489
Athletic Training	-	\$32,600
Biological Sciences	\$52,000	\$32,518
Biomedical Sciences	-	\$33,580
Chemical Engineering	\$68,000	\$67,104
Chemistry	\$59,000	\$40,750
Child and Family Development	-	\$30,600
Civil Engineering	\$60,446	\$55,468
Communication	\$45,000	\$37,544
Computer Engineering	\$65,000	\$69,986
Computer Information Systems	\$60,000	\$56,803
Computer Science	\$63,000	\$74,248
Construction Engineering	-	\$53,547
Criminal Justice	-	\$36,500
Dance	-	\$29,583
Dietetics	-	\$30,100
Earth Science	-	\$38,500
Economics	\$50,000	\$54,800
Economics: Business	\$54,000	\$54,700
Education	\$35,000	\$34,250
Electrical Engineering	\$65,000	\$65,950
Engineering Design Technology	\$62,500	\$55,338
English	\$43,500	\$35,833
Environmental and Sustainability Studies	\$54,600	\$58,525
Exercise Science	-	\$32,600
Family and Consumer Sciences	-	\$30,600
Family Studies	-	\$29,000
Fashion Merchandising and Design	-	\$38,421
Film, Video, and Media Studies	-	\$32,500
Finance	\$54,040	\$54,959
Gender and Women's Studies	-	\$41,000

NATIONAL SALARY DATA

Bachelor's Degrees (cont.)

Major	Winter 2016	Spring 2016
Geography	-	\$41,333
Geology	\$40,000	\$38,500
Global and International Studies	-	\$39,619
Graphic Design	-	\$39,000
Health Education	-	\$32,500
History	\$46,000	\$38,103
Human Resource Management	\$50,000	\$44,413
Industrial and Entrepreneurial Engineering	\$64,000	\$60,676
Integrated Supply Management	\$55,000	\$51,724
Journalism	\$49,000	\$33,065
Management	\$50,250	\$47,324
Manufacturing Engineering Technology	\$64,000	\$55,000
Marketing	\$50,000	\$43,472
Mathematics	\$55,000	\$54,955
Mechanical Engineering	\$65,000	\$62,925
Music	-	\$36,794
Nursing	\$48,000	\$51,250
Philosophy	\$48,000	\$42,155
Physical Education	-	\$32,500
Physics	\$64,500	\$54,720
Political Science	\$46,000	\$41,785
Psychology	\$45,000	\$33,681
Public Relations	\$45,500	\$37,404
Recreation	-	\$32,600
Religion	-	\$33,636
Rhetoric and Composition	-	\$37,667
Sales and Business Marketing	\$50,000	\$32,208
Secondary Education	-	\$36,489
Social Work	\$43,000	\$32,500
Sociology	\$40,500	\$35,000
Special Education	\$40,000	\$33,788
Statistics	\$55,000	\$58,500
Theatre	-	\$39,137
University Studies	\$45,000	\$43,452
World Languages and Literatures	\$43,250	\$36,350

Source: National Association of Colleges and Employers (naceweb.org)

NATIONAL SALARY DATA

Master's Degrees		
Major	Winter 2016	Spring 2016
Aeronautical Engineering	\$73,500	\$80,212
Accountancy	\$57,000	\$51,588
Anthropology	-	\$39,000
Art	-	\$50,674
Biological Sciences	\$56,000	\$43,667
Business Administration	\$70,000	\$63,300
Chemical Engineering	\$77,500	\$61,600
Chemistry	\$75,000	\$57,423
Civil Engineering	\$63,000	\$58,394
Communication	\$52,000	\$48,000
Computer Engineering	\$72,000	\$82,525
Computer Science	\$70,000	\$92,778
Counselor Education	-	\$39,333
Counseling Psychology	-	\$42,140
Earth Science	-	\$75,000
Economics	\$52,000	\$43,788
Electrical Engineering	\$75,000	\$87,536
Education	-	\$50,000
Educational Leadership	-	\$49,703
English	-	\$43,305
Engineering	-	\$76,982
Engineering Technologies	\$68,000	\$78,205
Family and Consumer Sciences	-	\$48,833
Geography	-	\$51,269
Geology	\$78,250	\$75,000
Health and Physical Education	-	\$40,786
History	-	\$48,393
Human Performance	-	\$40,786
Industrial Engineering	\$71,640	\$62,250
Manufacturing Engineering	\$71,640	-
Mathematics	\$65,500	\$62,057
Mechanical Engineering	\$74,500	\$69,784
Music	-	\$38,400
Nursing	-	\$76,495
Philosophy	-	\$72,070
Physics	\$77,000	\$64,000
Political Science	-	\$59,750
Psychology	-	\$44,619
Public Administration	-	\$54,851
Social Work	-	\$41,436
Sociology	-	\$49,811
Special Education	-	\$55,000
Statistics	\$65,500	\$63,980
Theatre	-	\$34,000

NATIONAL SALARY DATA

Doctoral Degrees

Major	Winter 2016	Spring 2016
Biological Sciences	-	\$64,983
Chemical Engineering	\$97,000	\$82,643
Chemistry	\$98,500	\$57,611
Civil Engineering	-	\$65,051
Computer Engineering	\$103,500	\$103,500
Computer Science	\$110,000	\$106,272
Counseling Psychology	-	\$47,920
Economics	-	\$87,500
Education	-	\$71,222
Educational Leadership	-	\$75,833
Electrical Engineering	\$98,500	\$100,882
Engineering and Applied Sciences	\$80,000	\$79,907
English	-	\$54,333
Geosciences	-	\$63,667
History	-	\$54,250
Industrial Engineering	\$70,000	\$72,500
Mathematics	\$100,000	\$85,750
Mechanical Engineering	\$96,000	\$80,593
Philosophy	-	\$59,333
Physics	\$104,167	\$66,500
Political Science	-	\$63,300
Psychology	-	\$61,688
Public Administration	-	\$108,240
Sociology	-	\$60,000
Statistics	\$100,000	\$101,333

Source: National Association of Colleges and Employers (naceweb.org)