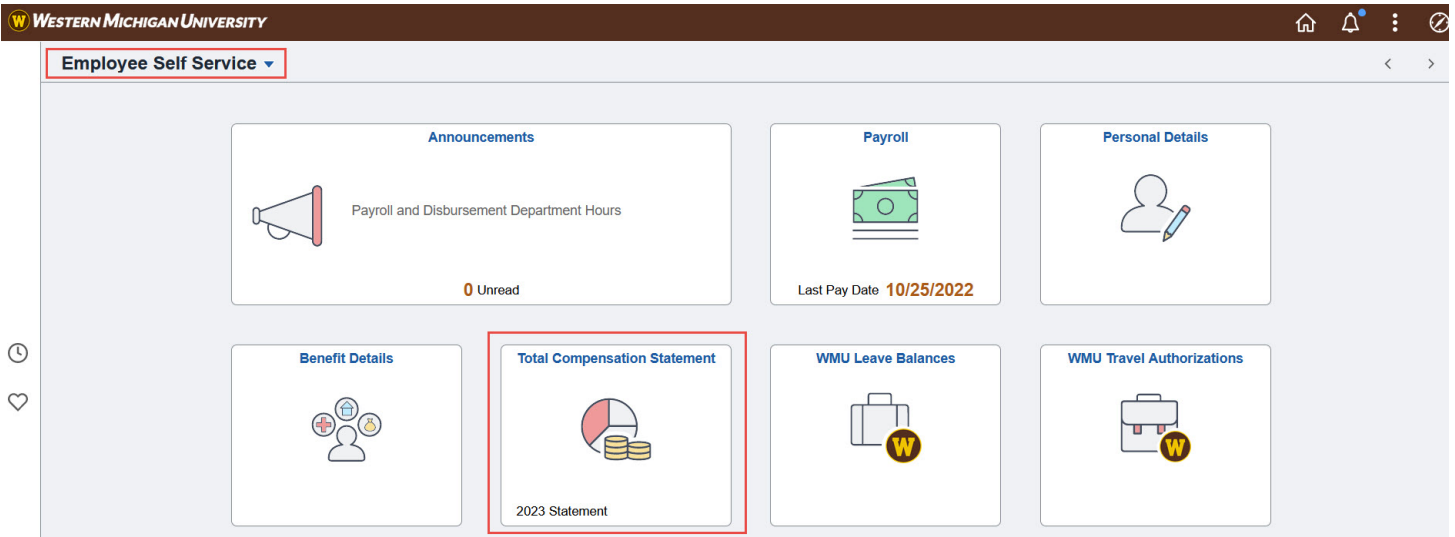
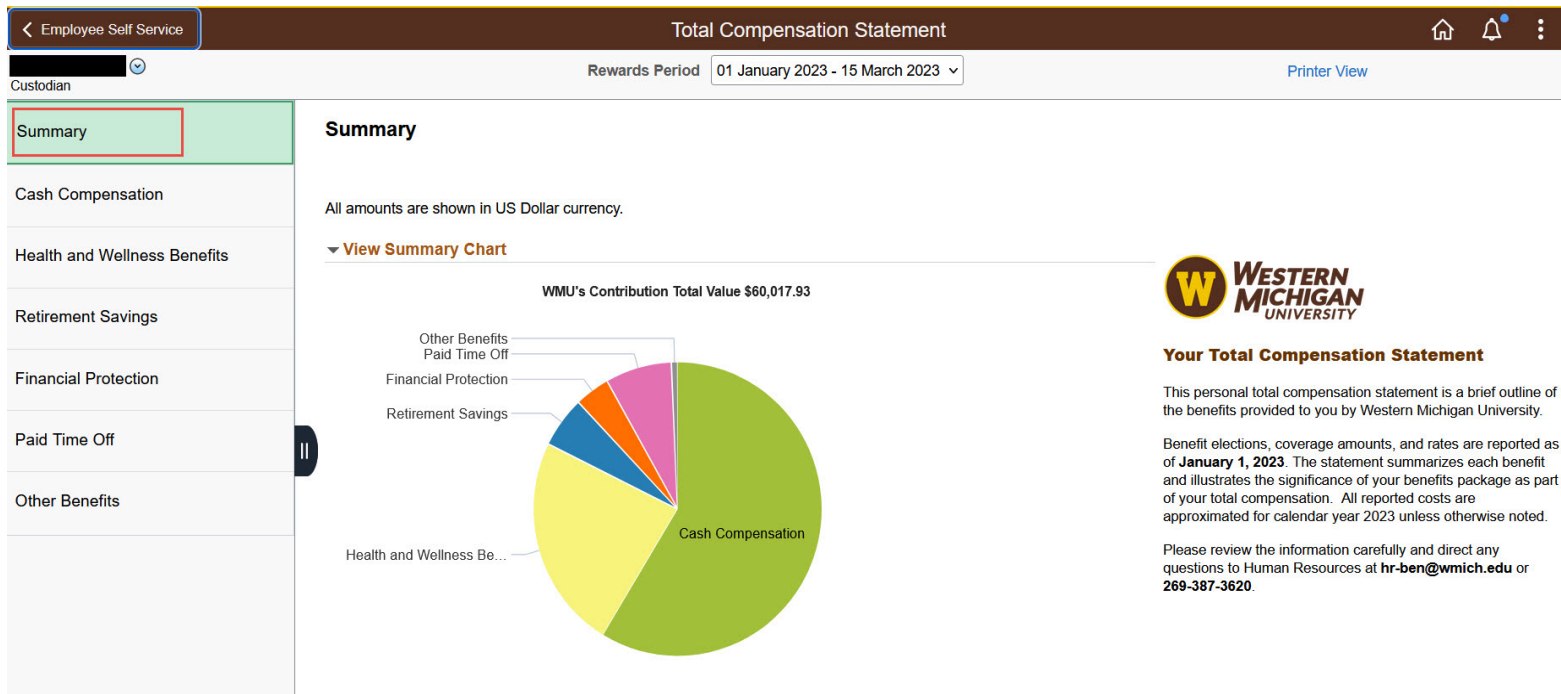


Employee Self Service Total Compensation Statement Navigation

Employees access their total compensation statement from the Employee Self Service homepage by selecting the Total Compensation Statement tile.



The summary page is the default landing page.

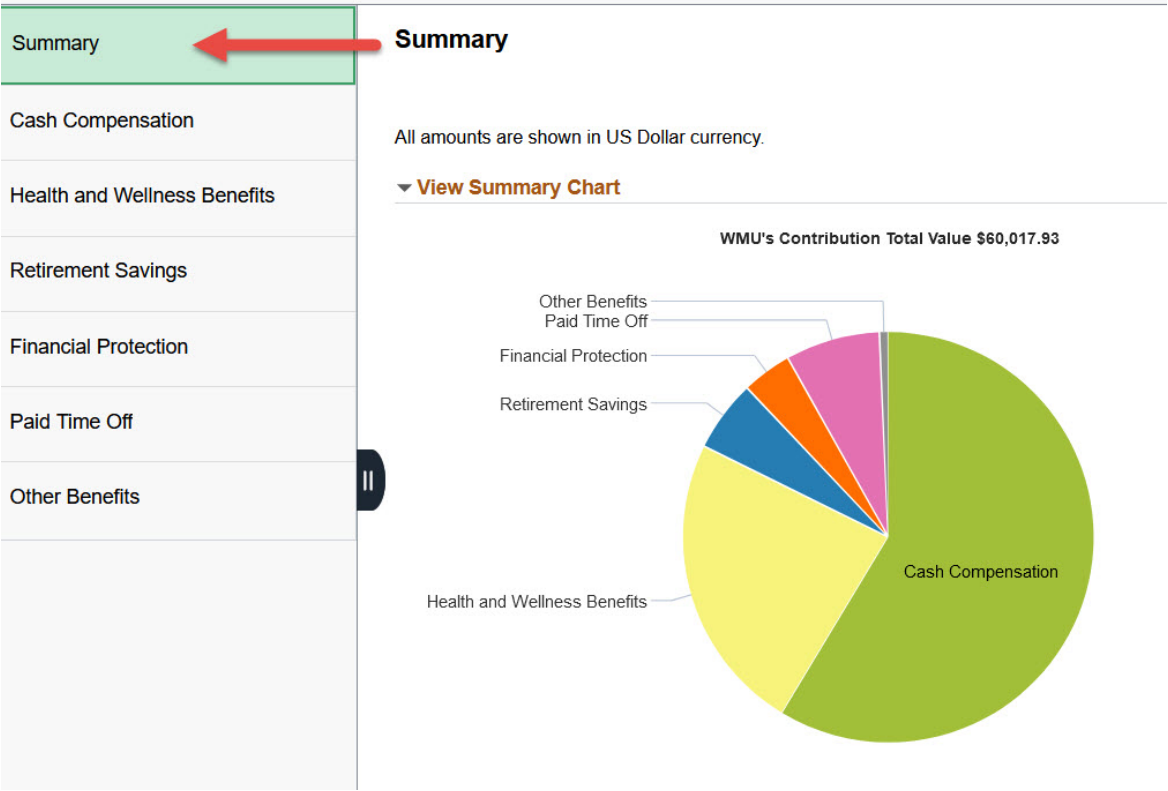


The summary page defaults to the most recent rewards period.

Total Compensation Statement	
Rewards Period	01 January 2023 - 15 March 2023

Summary

To see the detail of each category, select the category from the left hand navigation.



After selecting a category, the summary page for the category is displayed.

Summary

Cash Compensation

Health and Wellness Benefits

Retirement Savings

Financial Protection

Paid Time Off

Other Benefits

Health and Wellness Benefits

All amounts are shown in US Dollar currency.

▶ View Summary Chart

Item	WMU's Contribution	Your Contribution
Health Care Benefits	14,205.36	4,183.40 >
\$240 Annual Wellness Incentive	0.00	0.00 >
Health Care Flexible Savings Account	0.00	0.00 >
Health and Wellness Total	14,205.36	4,183.40

To view coverage details, select an item from the summary page list.

Health and Wellness Benefits

All amounts are shown in US Dollar currency.

▶ View Summary Chart

Item	WMU's Contribution	Your Contribution
Health Care Benefits	14,205.36	4,183.40 >
\$240 Annual Wellness Incentive	0.00	0.00 >
Health Care Flexible Savings Account	0.00	0.00 >
Health and Wellness Total	14,205.36	4,183.40

Coverage details are displayed. Select the X in the top right hand corner to return to the Summary page.

Reward Item Details				
Health Care Benefits				
Reward Data	Description	Your Coverage	Your Contribution	WMU's Contribution
03/15/2023	Health Care Benefits-PPO	Double	4,183.40	14,205.36

The Printer View link at the top of the page provides the employee with a printable statement.

Rewards Period

01 January 2023 - 15 March 2023

Printer View

Health and Wellness Benefits

All amounts are shown in US Dollar currency.

View Summary Chart