



**WESTERN  
MICHIGAN  
UNIVERSITY**



Career Outcomes for WMU Graduates

Post Graduation Activity Report 2019-20



Survey design, data collection and analysis, and report preparation:

## **Ewa Urban, Ph.D.**

Director, Assessment and Effectiveness – University College  
Ewa.L.Urban@wmich.edu

## **Lazarius Miller**

Graduate Assistant – Assessment and Effectiveness  
M.A. student in Evaluation, Measurement, and Research  
Lazarius.Miller@wmich.edu

**This version last updated January 4, 2021**

**Download the latest report at [wmich.edu/career/planning](https://wmich.edu/career/planning)**

# Contents

About the Data .....	5
Demographics.....	6
Western Michigan University – All Degrees .....	7
WMU – Undergraduate Degrees .....	12
WMU – Graduate Degrees.....	13
Arts and Sciences.....	17
Arts and Sciences – Undergraduate Degrees .....	19
Arts and Sciences – Graduate Degrees.....	20
Anthropology.....	21
Biology.....	22
Biomedical Sciences.....	24
Chemistry.....	26
Communication.....	27
Criminal Justice .....	29
Economics.....	31
English.....	32
Environment and Sustainability.....	33
Film, Video, and Media Studies .....	34
Gender and Women’s Studies.....	35
Geography, Environment, and Tourism .....	36
Geological and Environmental Sciences .....	38
Global and International Studies .....	40
History .....	41
Mathematics.....	42
Philosophy.....	43
Physics.....	44
Political Science .....	45
Psychology .....	47
Public Administration .....	49
Public Relations .....	50
Religion.....	51
Science Education.....	52
Sociology .....	53
Spanish.....	54
Statistics .....	55
World Languages and Literatures.....	57
Aviation.....	59
Aviation Flight Science .....	61
Aviation Management and Operations.....	63
Aviation Technical Operations.....	64
Education and Human Development.....	66
CEHD – Undergraduate .....	68
CEHD – Graduate.....	69
Athletic Training, Coaching, Physical Education.....	70
Counseling Psychology.....	71

# Contents


Counselor Education .....	72
Dietetics.....	73
Educational and Instructional Technology.....	74
Educational Leadership .....	75
Educational Leadership: HESA .....	76
Educational Leadership: K12.....	77
Elementary Education .....	78
Evaluation, Measurement, and Research .....	79
Exercise Science .....	80
Family and Consumer Sciences.....	81
Family Science.....	82
Fashion Merchandising and Design .....	83
Interior Design .....	84
Literacy Studies .....	85
Organizational Change Leadership .....	86
Recreation.....	87
Special Education.....	88
Teaching, Learning, and Educational Studies .....	89
Workforce Education and Development.....	90
Engineering and Applied Sciences .....	92
CEAS – Undergraduate .....	94
CEAS – Graduate .....	95
Aerospace Engineering.....	96
Chemical Engineering.....	98
Civil and Construction Engineering .....	99
Computer Science.....	100
Electrical and Computer Engineering.....	102
Engineering Design, Manufacturing, and Management Systems .....	104
Industrial and Entrepreneurial Engineering, and Engineering Management.....	106
Mechanical Engineering.....	108
Paper Engineering .....	110
Fine Arts.....	112
Fine Arts – Undergraduate Degrees .....	114
Fine Arts – Graduate Degrees .....	115
Art.....	116
Dance .....	118
Graphic Design .....	119
Music .....	120
Music Education.....	121
Music Therapy .....	122
Theatre .....	123
Haworth College of Business.....	125
HCOB – Undergraduate .....	127
HCOB – Graduate.....	128
Accountancy.....	129



# Contents

Advertising and Promotion .....	131
Business Administration (MBA) .....	132
Business Information Systems .....	134
Digital Marketing and eCommerce .....	136
Finance .....	137
Food and Consumer Package Goods Marketing .....	139
Human Resource Management .....	141
Integrated Supply Management .....	142
Management .....	144
Marketing .....	146
Sales and Business Marketing .....	147
Health and Human Services .....	150
CHHS – Undergraduate .....	152
CHHS – Graduate .....	153
Alcohol and Drug Abuse .....	154
Blindness and Low Vision Studies .....	155
Healthcare Services and Sciences .....	156
Integrative Holistic Health and Wellness .....	158
Interdisciplinary Health Sciences .....	159
Nursing .....	160
Occupational Therapy .....	162
Physician Assistant .....	163
Public Health .....	164
Social Work .....	165
Speech Pathology and Audiology .....	167
Interdisciplinary Programs .....	168
Health Informatics and Info Management .....	169
University Studies .....	170

# About the Data



Western Michigan University conducts the annual Post-Graduation Activity Survey in accordance with the “Standards and Protocols for the Collection and Dissemination of Graduating Student Initial Career Outcomes Information” published by the National Association of Colleges and Employers (NACE).

Three weeks before each graduation, all graduating students receive an email on behalf of their college dean, department chairperson, or program director with a personalized link to the Post-Graduation Activity Survey. **Survey respondents select one post-graduation activity category: working full time, working part time, further education,**

**military service, volunteering full time (e.g., Peace Corps, AmeriCorps, mission work), personal commitments (e.g., family, travel, etc.), or looking for work.**

Nonrespondents receive at least four reminders via email. For the graduates who have not responded to the survey after multiple invitations, we gather employment data from public LinkedIn profiles. **We obtained data for 71% of graduates (N=3,493).** Seventy-one (71%) percent of the data in this report was obtained through the online questionnaire and 29% through LinkedIn.

Post-graduation activity data was updated throughout the year by following up with respondents who indicated they were seeking employment at the time of completing the survey. The data collection cycle ended on November 30, 2020.

**Thirty-two percent (32%, N=1,164) of respondents working full time reported a salary range.** Salary information is reported only for full-time employment, and it includes salaries for jobs outside the United States. **We publish median salary ranges for majors/programs with at least five reported salaries.** All salary data is provided for informational purposes only and is not intended to be used for comparisons or predictions.

The report lists all WMU majors for which sufficient data has been collected. Names of majors in the report align with those listed at [wmich.edu/academics](http://wmich.edu/academics). If there are fewer than five primary activity responses for a program (or for one-degree level of a program), data from 2018–19 is added and/or similar majors are combined. **If there are fewer than five responses for a program from 2018–19 and 2019–20 together, the program is not included in the report.** Data from 2018–19 is added only to the individual reports for the majors, not to the overall college or university reports.

There were 236 students who completed two or more majors during the reporting period. They are included once in each section of the report that corresponds to one of their degrees. No student’s data is counted twice in the same report section.

Respondents had an opportunity to offer comments about their experience at WMU. Some of these are included throughout the report. In addition, the graduates who completed Bronco Spotlights at [wmich.edu/career/brconcospotlights](http://wmich.edu/career/brconcospotlights) are featured in the report.

WMU acknowledges that the positive impact of a college education cannot be measured merely in terms of employment, earnings, or continued education. The most significant and substantive outcomes of personal and professional growth occur over the lifetime of the individual graduate.

# Demographics

The target population for the Post-Graduation Activity Survey includes all WMU students who graduate with bachelor's, master's, or doctoral degrees during the year of the report. For 2019–20, we surveyed the **4,927** students who earned their degrees between August 2019 and June 2020. Post-graduation activity data was obtained for **3,493 graduates**, or **71% of the population**.

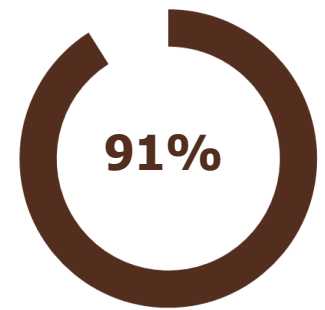
The tables below show demographic distributions for the survey population and the respondent population. Demographic data was obtained from Cognos.

Population Totals	All 2019–20 Graduates		Respondents	
	<b>4,927 Graduates</b> 5,205 Degrees Awarded		<b>3,493 Graduates</b> Data for 3,699 Degrees	
	counts	% of total	counts	% of total
<b>Degree Types*</b>				
Bachelor's	3,769 degrees	72%	2,379	68%
Master's	1,223 degrees	23%	951	27%
Doctoral	150 degrees	3%	120	3%
Postbaccalaureate Certificate	63 certificates	1%	43	1%
<b>Graduation Semester</b>				
Summer II (August) 2019	562	11%	409	12%
Fall (December) 2019	1,557	32%	1,069	31%
Spring (April) 2020	2,022	41%	1,506	43%
Summer I (June) 2020	786	16%	509	15%
<b>Gender</b>				
Female	2,669	54%	1,969	56%
Male	2,258	46%	1,524	44%
<b>Race/Ethnicity</b>				
American Indian or Alaska Native	26	0.5%	13	0.4%
Asian	96	1.9%	73	2.1%
Black or African American	403	8.2%	257	7.4%
Hispanic	261	5.3%	169	4.8%
International	540	11%	393	11.3%
Native Hawaiian or Other Pacific Islander	4	0 %	1	0%
Two or More Races	145	2.9%	111	3.2%
White	3,414	69.3%	963	70.2%
Not reported	41	0.8%	25	0.7%

\*236 graduates earned a double major, 2 a triple major, 22 earned a master's degree and a certificate, 3 earned a doctoral degree and a certificate, 1 earned a master's and a bachelor's degree, 9 earned two master's degrees, 1 earned a bachelor's degree and a certificate, and 1 earned 2 bachelor's degree and a certificate.

# Western Michigan University – All Degrees

**91% of all WMU graduates  
were actively engaged**




## Post-Graduation Activity

	All WMU degrees		Undergraduate		Graduate degrees	
	count	percent	count	percent	count	percent
<b>Actively Engaged</b>	<b>3,177</b>	<b>91%</b>	<b>2,136</b>	<b>90%</b>	<b>1,041</b>	<b>94%</b>
Employed full time	2,436	70%	1,561	66%	875	79%
Employed part time	76	2%	54	2%	22	2%
Continuing education	635	18%	497	21%	138	12%
Military service	26	1%	22	1%	4	0.4%
Volunteering full time	4	0.1%	2	0.1%	2	0.2%
<b>Not Actively Engaged</b>	<b>316</b>	<b>9%</b>	<b>245</b>	<b>10%</b>	<b>71</b>	<b>6%</b>
Looking for work	285	8%	223	9%	62	5%
Personal commitments (e.g. family, travel, etc.)	31	1%	22	1%	9	1%

## Survey Population

	Degrees Awarded		Response Rate
All degrees	5,205	3,493	<b>71%</b>
Bachelor's	3,769	2,379	67%
Master's	1,223	951	79%
Doctoral	150	120	81%
Postbaccalaureate Certificate	63	43	81%

**"At WMU I had the  
opportunity to get  
connected and thrive, while  
getting a world-class  
education."**





# WMU – All Degrees

## Full-time Employment


- **Median salary** was **\$45,000 to \$50,000** (1,164 responses).
- **91%** had a job **related** to their degree.
- **88%** were **satisfied** with their job.

## Top Employers of WMU Graduates

Amazon	FCA	MI Dept. of HHS	Spectrum Health
Amerifirst	General Motors	Parker Hannifin	State of Michigan
Ascension	Gryphon Place	Pfizer	Stryker
Battle Creek Public Schools	Henry Ford Health System	Plante Moran	Summit Polymers
BDO	Hormel Foods	PNC	Target
Bethany Christian Services	KPEP	Portage Public Schools	U.S. Air Force
Bronson	Kalamazoo Public Schools	Quicken Loans	U.S. Army
Charles River Laboratories	Kellogg's	Samaritas	Whirlpool
Eaton	Meijer	Sparrow Health System	WMU
Epredia	Mercy Health		

## Salary Ranges for Full-Time Employment

	25 <sup>th</sup> percentile	50 <sup>th</sup> percentile	75 <sup>th</sup> percentile	Responses
<b>All WMU</b>	<b>\$35,000-\$40,000</b>	<b>\$45,000-\$50,000</b>	<b>\$60,000-\$65,000</b>	<b>1,164</b>
All undergraduate	\$30,000-\$35,000	\$45,000-\$50,000	\$60,000-\$65,000	749
All graduate	\$40,000-\$45,000	\$50,000-\$55,000	\$65,000-\$70,000	415



# WMU – All Degrees

## Experiential Education

- **67% had an internship, co-op, practicum, or field experience** where they applied what they were learning in the classroom.
- **61% had a job** (full time or part time; on or off campus) where they applied what they were learning in the classroom.
- **59% worked on a project that took a semester or more to complete** (e.g., capstone, senior design, senior performance project).
- **45% were very active in extracurricular activities and organizations** (e.g., leadership role, or involved in multiple organizations such as RSO, intramurals, club sports, or volunteerism).

**93%**  
of all WMU  
degree recipients  
completed at  
least one  
experiential  
education activity



## Top Internship Employers

AAM	DTE Energy	Kalamazoo Public Schools	Perrigo
Ascension	Eaton	KVCC	Pfizer
Battle Creek VA	FCA	Kellogg's	Plante Moran
BDO	Flowserve	KRESA	Portage Public Schools
Bethany Christian Services	General Motors	Mann+Hummel	Quicken Loans
Bronson	Grand Rapids Public Schools	Mattawan Schools	Spectrum Health
Cheff Riding Center	Gull Lake Community Schools	Meijer	Stryker
Communities In Schools	Kalamazoo Autism Center	Neenah	Westrock
Comstock Public Schools	Kalamazoo College	Otsego Public Schools	WMU
Consumers Energy	Kalamazoo County	Parchment Public Schools	YWCA
DENSO	Kzoo Psychiatric Hospital	Parker Hannifin	Zoetis

**WMU Internship Catalog by Major: [wmich.edu/career/students/internships/interncatalog](http://wmich.edu/career/students/internships/interncatalog)**

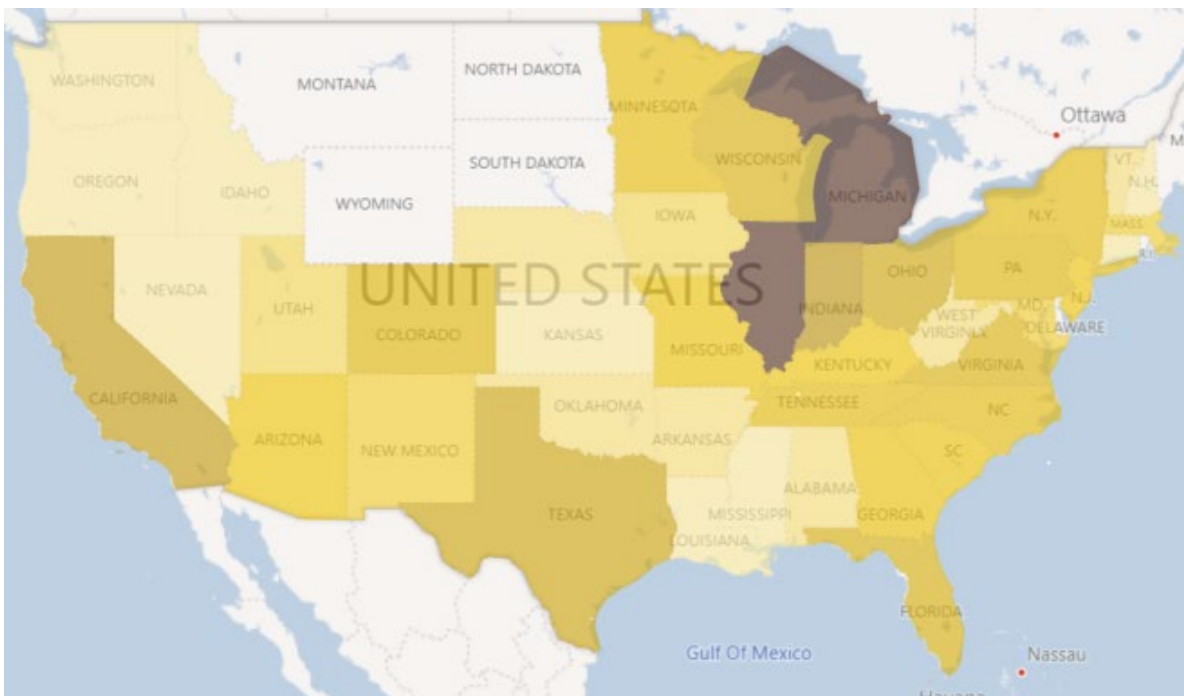
## Experiences at WMU

- **97%** had at least one **instructor** who **made them excited about learning**.
- **90%** felt that their **instructors cared about them** as a person.
- **69%** had a **mentor** who encouraged them to pursue their goals and dreams.
- **87%** said that their education and experience as a student at WMU **prepared them for their profession**.

# WMU – All Degrees

## Where Broncos Work

- **79%** in **Michigan**
- **18%** throughout the United States
  - Top states: Illinois, Indiana, California, Texas, Ohio, Florida, Virginia, Wisconsin, Colorado, Pennsylvania, New York, North Carolina, and Tennessee.
- **3%** outside of the United States **in 30 countries**
  - Top countries: Dominican Republic, Saudi Arabia, Indonesia, Japan, Canada, China, Ghana, and Malaysia.



\*Not pictured: Alaska (1 graduate), Hawaii (2), U.S Territories (2).

## Organization Types

	All WMU degrees	Undergraduate	Graduate degrees
For-profit business	55%	71%	29%
Nonprofit organization	14%	11%	19%
Educational institution	21%	11%	39%
Government	10%	7%	13%


# Western Michigan University – All Degrees

## Continuing Education Choices

Overall, **18%** of Broncos (21% undergraduate and 12% graduate degree recipients) are pursuing further education after completing their degree.

## Types of further education

Masters	65%
Doctoral	19%
Professional school	6%
Bachelors	4%
Certificate program	3%
Studying for licensure	2%
Additional classes	1%



## Top institutions chosen for further education

Boston University	Michigan State University	University of Florida
Cornell University	Purdue University	University of Illinois
DePaul University	Saginaw Valley State	University of Michigan
Florida State University	Texas A&M	University of North Carolina
Grand Valley State University	University of Alabama	University of Notre Dame
Indiana University	University of Arizona	University of Wisconsin
Kent State University	University of Colorado	Wayne State University
	University of Detroit Mercy	Western Michigan University

## Top fields of study

Accountancy	Criminal Justice	Physical Therapy
Aerospace Engineering	Educational Leadership	Physician Assistant
Applied Economics	Geography	Psychology
Biological Sciences	Law	Public Administration
Biomedical Sciences	Mathematics	Public Health
Business Administration	Mechanical Engineering	Social Work
Chemical Engineering	Medicine	Sociology
Chemistry	Music	Special Education
Communication	Occupational Therapy	Speech-Language Pathology
Counseling Psychology	Philosophy	Sport Management
Counselor Education		

**179** fields of study  
pursued by WMU grads

**64%** are pursuing  
further education at  
WMU



# WMU – Undergraduate Degrees

## Full-time Employment

- **Median salary** was **\$45,000-\$50,000** (749 responses).
- **80%** had a job in **Michigan**.
- **89%** had a job **related** to their degree.
- **88%** were **satisfied with their job**.

"WMU offers an open environment that allow you to pursue your passions and interests without barriers."

## Top Employers

Amazon	Henry Ford Health System	Plante Moran	Stryker
Ascension	Hormel Foods	PNC	Summit Polymers
Bronson	Kalamazoo Public Schools	Quicken Loans	Target
Charles River Laboratories	Kellogg's	Samaritas	U.S. Air Force
Eaton	Meijer	Sparrow Health System	U.S. Army
General Motors	Parker Hannifin	Spectrum Health	Whirlpool
Gryphon Place	Pfizer	State of Michigan	WMU

## Experiential Education

- **66%** had an internship, co-op, practicum, or field experience where they applied what they were learning in the classroom.
- **61%** had a job where they applied what they were learning in the classroom.
- **57%** worked on a project that took a semester or more to complete.
- **52%** were very active in extracurricular activities and organizations.

**92%**  
of undergraduates  
completed at least  
one experiential  
education activity

## Top Internship Employers

AAM	FCA	Meijer	Portage Public Schools
Ascension	Flowserve	Neenah	Quicken Loans
BDO	General Motors	Otsego Public Schools	Spectrum Health
Bronson	Grand Rapids Public Schools	Parchment Public Schools	Stryker
Consumers Energy	Kalamazoo Public Schools	Parker Hannifin	Westrock
DENSO	KRESA	Perrigo	WMU
DTE Energy	MANN+HUMMEL	Plante Moran	YWCA
Eaton	Mattawan Schools		

## Experiences at WMU

- **97%** had at least one instructor who made them excited about learning
- **89%** felt that their instructors cared about them as a person.
- **65%** had a mentor who encouraged them to pursue their goals and dreams.
- **85%** said that their education and experience as a student at WMU prepared them for their profession.

# WMU– Graduate Degrees

## Full-time Employment

- **Median salary** was **\$50,000 to \$55,000** (415 responses).
- **77%** had a job in **Michigan**.
- **94%** had a job **related** to their degree.
- **87%** were **satisfied with their job**.

"The best thing about WMU was the ability to complete my graduate program while performing a service to the university as a graduate assistant."

## Top Employers

Addiction Treatment Services  
Ascension  
Battle Creek Public Schools  
Bethany Christian Services  
Bronson  
D.A. Blodgett  
Dearborn Public Schools  
Family Outreach Center  
GVSU

Hope Network  
Indonesia Institute of Sciences  
InterAct of Michigan  
Kalamazoo College  
KPEP  
Kalamazoo Public Schools  
Kellogg's

Kent ISD  
Mercy Health  
Muskegon Public Schools  
Oaklawn Hospital  
Pine Rest  
Portage Public Schools  
Samaritas  
Spectrum Health

State of Michigan  
Stryker  
Summit Pointe  
TekWissen  
University of Michigan  
Vicksburg Community Schools  
Wayne State University  
WMU

## Experiential Education

- **70%** had an internship, co-op, practicum, or field experience where they applied what they were learning in the classroom.
- **77%** had a job where they applied what they were learning in the classroom.
- **62%** worked on a project that took a semester or more to complete.
- **29%** were very active in extracurricular activities and organizations.

**95%**  
**of graduate**  
**degree recipients**  
**completed at**  
**least one**  
**experiential**  
**education**  
**activity**

## Top Internship Employers

Ascension  
Battle Creek VA  
Bethany Christian Services  
Bronson  
Communities In Schools

Kalamazoo Autism Center  
Kalamazoo College  
Kzoo Psychiatric Hospital  
Kalamazoo Public Schools  
KVCC

Kellogg's  
Kentwood Public Schools  
KRESA  
Leader Dogs for the Blind  
NovaCare Kids Therapy

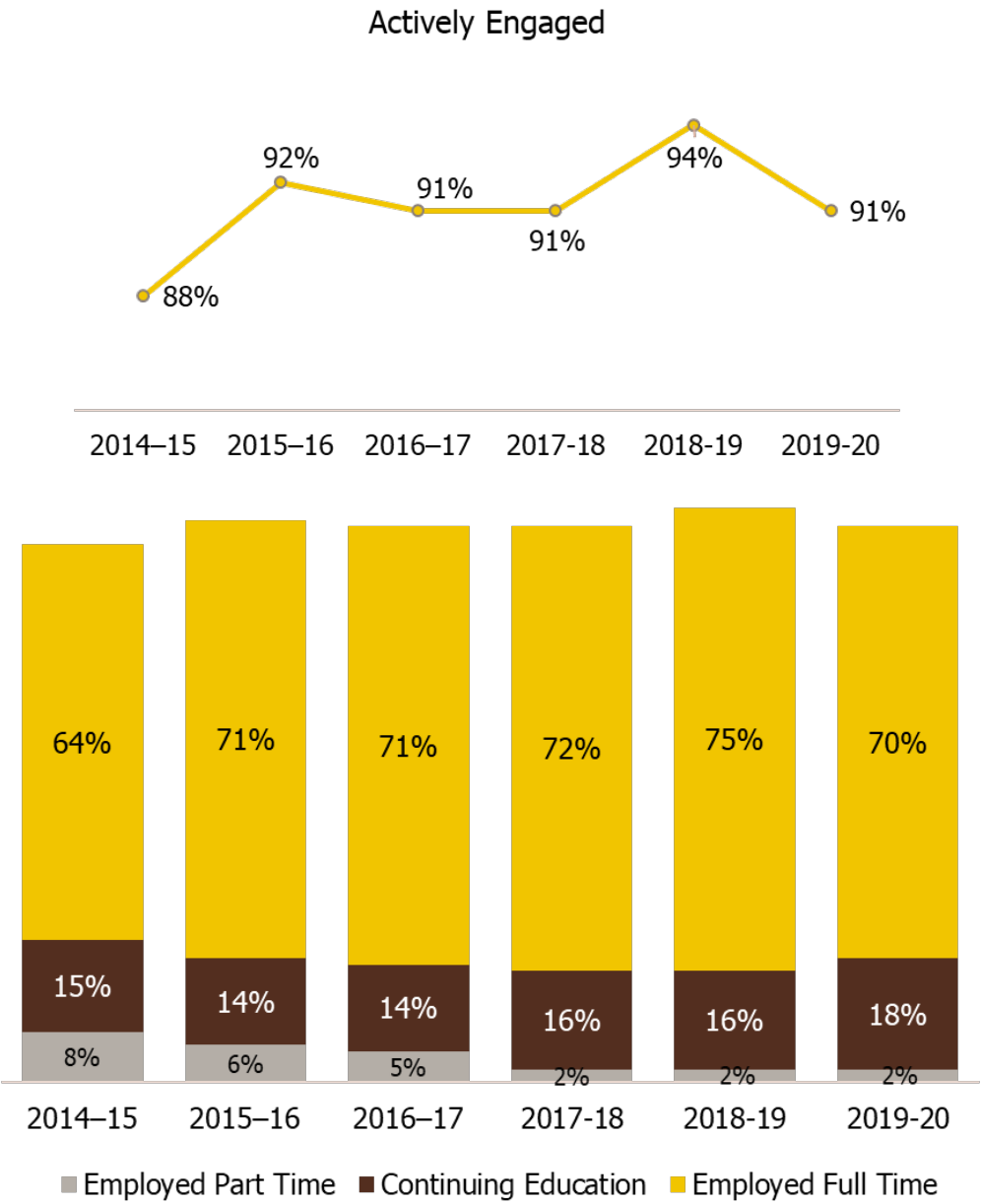
People of Change  
Portage Public Schools  
Spectrum Health  
WMU  
YWCA

## Experiences at WMU

- **98%** had at least one instructor who made them excited about learning.
- **91%** felt that their instructors cared about them as a person.
- **77%** had a mentor who encouraged them to pursue their goals and dreams.
- **92%** said that their education and experience as a student at WMU prepared them for their profession.

# Western Michigan University

## Six Years of Post-Graduation Activity




The knowledge rate for the Post-Graduation Activity Reports from the last six years is displayed below. The report knowledge rate is the percentage of graduates for which WMU has obtained reasonable and verifiable post-graduation activity data. This data is obtained through the Post-Graduation Activity Survey and from public LinkedIn profiles.

2014-15	2015-16	2016-17	2017-18	2018-19	2019-20
75%	75%	77%	77%	73%	71%

# Post-Graduation Activity By College, Major, and Program

Arts and Sciences .....	17
Aviation .....	59
Education and Human Development .....	66
Engineering and Applied Sciences .....	92
Fine Arts .....	112
Haworth College of Business .....	125
Health and Human Services .....	150
Interdisciplinary Programs.....	168





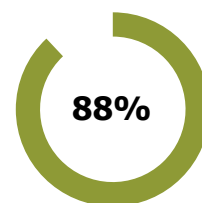


## College of Arts and Sciences

Anthropology .....	21
Biology .....	22
Biomedical Sciences .....	24
Chemistry .....	26
Communication .....	27
Criminal Justice .....	29
Economics .....	31
English .....	32
Environment and Sustainability .....	33
Film, Video, and Media Studies .....	34
Gender and Women's Studies .....	35
Geography, Environment, and Tourism .....	36
Geological and Environmental Sciences .....	38
Global and International Studies .....	40
History .....	41
Mathematics .....	42
Philosophy .....	43
Physics .....	44
Political Science .....	45
Psychology .....	47
Public Administration .....	49
Public Relations .....	50
Religion .....	51
Science Education .....	52
Sociology .....	53
Spanish .....	54
Statistics .....	55
World Languages and Literatures .....	57

# Arts and Sciences

## Post-Graduation Activity



**88% of all Arts and Sciences graduates were actively engaged.**

	All degrees		Undergraduate		Graduate degrees	
	count	percent	count	percent	count	percent
<b>Actively Engaged</b>	<b>717</b>	<b>88%</b>	<b>497</b>	<b>87%</b>	<b>220</b>	<b>92%</b>
Employed full time	435	54%	287	50%	148	62%
Employed part time	25	3%	19	3%	6	3%
Continuing education	246	30%	181	32%	65	27%
Military service	10	1%	10	2%		
Volunteering full time	1	0.1%			1	0.4%
<b>Not Actively Engaged</b>	<b>95</b>	<b>12%</b>	<b>75</b>	<b>13%</b>	<b>20</b>	<b>8%</b>
Looking for work	83	10%	67	12%	16	7%
Personal commitments	12	2%	8	1%	4	1%

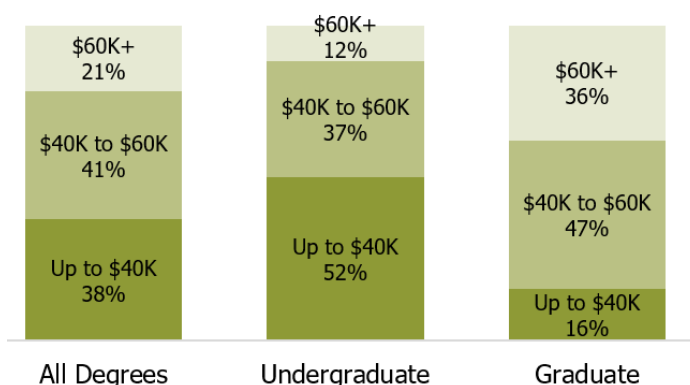
## Survey Population

The Post-Graduation Activity Survey was sent to all of 1,232 students who earned a degree from the College of Arts and Sciences between August 2019 and June 2020.

	Graduates	Responses	
<b>All Arts and Sciences degrees</b>	<b>1,232</b>	<b>812</b>	<b>66%</b>
Bachelor's	917	572	62%
Master's	238	177	74%
Doctoral	65	53	82%
Postbaccalaureate Certificate	12	10	83%

## Salary Ranges for Full-Time Employment

	25 <sup>th</sup> percentile	50 <sup>th</sup> percentile	75 <sup>th</sup> percentile	Responses
<b>Arts and Sciences</b>	<b>\$30,000-\$35,000</b>	<b>\$37,500-\$42,500</b>	<b>\$50,000-\$55,000</b>	<b>224</b>
Undergraduate	\$25,000-\$30,000	\$30,000-\$35,000	\$40,000-\$45,000	139
Graduate	\$40,000-\$45,000	\$45,000-\$50,000	\$60,000-\$65,000	85



# Arts and Sciences – All Degrees

## Full-time Employment

- **Median salary** was **\$37,500-\$42,500** (224 responses).
- **79%** had a job in **Michigan**.
- **83%** had a job **related** to their degree.
- **84%** were **satisfied with their job**.

## Top Employers of Arts and Sciences

Association for Behavior Analysis International	Grand Valley State University	Kellogg's	Samaritas
Bethany Christian Services	Gryphon Place	Level Data	State of Michigan
Braintrust Behavioral Health	Helix Scribe Solutions	Lighthouse Autism Center	Stryker
Charles River Laboratories	Indonesia Institute of Sciences	MI Dept. of HHS	U.S. Army
Consultants in Ophthalmic & Facial Plastic Surgery	Kalamazoo Autism Center	Michigan DNR	United Shore
Eurofins	Kalamazoo County	Mlive	United Wholesale Mortgage
	Kalamazoo Experiential Learning Center	Northwestern University	University of Michigan
		Pfizer	WMU
			WMU School of Medicine

## Continuing Education

- **30%** of Arts and Sciences respondents are pursuing further education after graduating from WMU.
- After graduation, 55% are pursuing master's degrees, 27% doctoral, 11% professional schools, 3% bachelor's, 2% certification programs, and 1% additional classes.
- 59% are continuing education at WMU, and the remaining 41% will attend 62 different institutions.

## Experiential Education

- **57%** had an internship, co-op, practicum, or field experience where they applied what they were learning in the classroom.
- **61%** had a job where they applied what they were learning in the classroom.
- **58%** worked on a project that took a semester or more to complete.
- **47%** were very active in extracurricular activities and organizations.

**90%**  
of arts and sciences  
graduates completed  
at least one  
experiential  
education activity

## Top Internship Employers

ABAI	Consumers Energy	Kellogg's	Portage Public Schools
Ark Services for Youth	Great Lakes Autism Center	KPEP	Summit Pointe United Way
Bethany Christian Services	Kalamazoo Nature Center	McGinnis Reading Center	Vestaron
Bronson	Kalamazoo Public Schools	Meijer Perrigo	WMU
City of Portage	Kalamazoo RESA	Pfizer	YWCA
Colleagues International	KVCC		Zoetis

## Experiences at WMU

- **98%** had at least one instructor who made them excited about learning.
- **89%** felt that their instructors cared about them as a person.
- **70%** had a mentor who encouraged them to pursue their goals and dreams.
- **81%** said that their education and experience as a student at WMU prepared them for their profession.

# Arts and Sciences – Undergraduate Degrees

## Full-time Employment

- **Median salary** was **\$30,000-\$35,000** (139 responses).
- **86%** had a job in **Michigan**.
- **76%** had a job **related** to their degree.
- **84%** were **satisfied with their job**.

## Top Employers

Charles River Laboratories  
Consultants in Ophthalmic &  
Facial Plastic Surgery  
Gryphon Place  
Helix Scribe Solutions  
Kalamazoo Autism Center

Kzoo County Government  
Kzoo Experiential Learning  
Kellogg's  
Level Data  
Lighthouse Autism Center  
Meijer

MI Dept. of HHS  
Michigan DNR  
Mlive  
Northwestern University  
Pfizer  
Samaritas

State of Michigan  
Stryker  
U.S. Army  
United Shore  
United Wholesale Mortgage  
WMU

## Experiential Education

- **58%** had an internship, co-op, practicum, or field experience where they applied what they were learning in the classroom.
- **54%** had a job where they applied what they were learning in the classroom.
- **51%** worked on a project that took a semester or more to complete.
- **54%** were very active in extracurricular activities and organizations.

**88%**  
of arts and  
sciences  
undergraduates  
completed at  
least one  
experiential  
education  
activity

## Experiences at WMU

- **98%** had at least one instructor who made them excited about learning.
- **88%** felt that their instructors cared about them as a person.
- **64%** had a mentor who encouraged them to pursue their goals and dreams.
- **78%** said that their education and experience as a student at WMU prepared them for their profession.

"I loved the ability to choose and map out a degree pathway that combined my passions with competencies that will assist me in the future. A wealth of programs available meant I was able to pick up two majors, two minors, a field focus, and a WMU Signature, which have prepared me for my next steps."



# Arts and Sciences – Graduate Degrees

## Full-time Employment

- **Median salary** was **\$45,000-\$50,000** (85 responses).
- **64%** had a job in **Michigan**.
- **93%** had a job **related** to their degree.
- **85%** were **satisfied with their job**.

## Top Employers


Association for Behavior Analysis International  
Braintrust Behavioral Health  
Eurofins

Grand Valley State University  
Indonesia Institute of Sciences  
Stryker  
WMU

## Experiential Education

- **56%** had an internship, co-op, practicum, or field experience where they applied what they were learning in the classroom.
- **77%** had a job where they applied what they were learning in the classroom.
- **73%** worked on a project that took a semester or more to complete.
- **30%** were very active in extracurricular activities and organizations.

**95%**  
of arts and  
sciences graduate  
degree recipients  
completed at  
least one  
experiential  
education activity



## Experiences at WMU

- **97%** had at least one instructor who made them excited about learning.
- **90%** felt that their instructors cared about them as a person.
- **82%** had a mentor who encouraged them to pursue their goals and dreams.
- **87%** said that their education and experience as a student at WMU prepared them for their profession.

"The best thing about WMU was the integration of the academics and the extra-curriculars."

# Anthropology

**92% of undergraduate degree recipients were actively engaged.**

	Undergraduate	
	count	percent
<b>Actively Engaged</b>	<b>12</b>	<b>92%</b>
Employed full time	8	61%
Continuing education	4	31%
<b>Not Actively Engaged</b>	<b>1</b>	<b>8%</b>
Looking for work	1	8%

## Full-time Employment

- 80% were employed in Michigan.
- 75% had a job related to their degree.
- 75% were satisfied with their job.

## Job Titles and Employers

Community Resource Advisor/Crisis Worker at Gryphon Place  
Segmentation Technician at Stryker  
Social Science Teacher at Liceo Cientifico

"The best thing about WMU was the variety in courses that allowed me to customize areas of my major to what I was interested in."

## Continuing Education

Masters in Comparative Religion at WMU  
Masters in Family and Consumer Sciences at WMU  
Masters in Medieval Studies at WMU  
Masters in Social Work at University of Michigan

## Survey Population

	Graduates	Responses	
Bachelor's	20	15	(75%)

"I loved that professors placed more importance on fostering knowledge and group discussion than on due dates and memory cramming."

# Biology

**89% of undergraduate and 93% of graduate degree recipients were actively engaged.**

	Undergraduate		Graduate degrees	
	count	percent	count	percent
<b>Actively Engaged</b>	<b>24</b>	<b>89%</b>	<b>14</b>	<b>93%</b>
Employed full time	9	60%	9	60%
Employed part time	3	11%		
Continuing education	12	44%	5	33%
<b>Not Actively Engaged</b>	<b>3</b>	<b>11%</b>	<b>1</b>	<b>7%</b>
Looking for work	1	4%		7%
Personal commitments	2	7%	1	

## Full-time Employment

- Median salary for all degrees was \$35,000 to \$40,000 (11 responses).
- 82% had a job in Michigan.
- 100% had a job related to their degree.
- 90% were satisfied with their job.

## Survey Population

	Graduates	Responses
All degrees	66	42 (64%)
Bachelor's	45	27 (60%)
Master's	18	13 (72%)
Doctoral	3	2 (67%)



**Abbie Bristol**  
**Bachelor of Science in biology, 2019**  
**Invasive Species Technician**  
**at Van Buren Conservation District**

"I definitely utilize the organizational and time management skills I fostered throughout college, but the experience I bring to my job can largely be attributed to summer programs. From diversity and inclusion in the medical field to ecological work to political activism, most of my summers in college were spent learning, leading, and loving the new people around me. Every summer I learned more about what I did and did not want in a career. Getting to know my professors through regular office hours or talks after class gave me the confidence and connections that got me to where I am today. Courses showed me what kind of worker I am, summer programs showed me what kind of work I like, and connecting with professors showed me what kind of work I could do."

# Biology

## Job Titles and Employers

Animal Research Technician at Charles River Laboratories  
Aquatic Herbicides Applicator for Invasion Species at PLM Lake and Land Management  
Arborist at Arborist Services of Kalamazoo  
Associate Scientist at Eurofins  
Biological Development Scientist at Eurofins  
Environmental Consultant at Arch Environmental  
Instructor at Ave Maria University  
Instructor at Valdosta State University  
Invasive Species Technician at Van Buren Conservation District  
Park Manager at Kalamazoo County Government  
Postdoctoral Fellow at University of Minnesota  
QO Technical Associate at Pfizer  
Quality Assurance Supervisor at Kalsec  
Research Technician at Charles River Laboratories  
Senior Representative of Customer Service at Stryker

"I appreciated being able to move from undergrad to graduate education without incurring debt, thanks to the teaching assistantships offered. This helped me dramatically with focusing on the education, while also raising a family."

## Continuing Education

Doctorate in Biological Sciences at WMU  
Doctorate in Cell and Development Biology at Vanderbilt University  
Doctorate in Dentistry at University of Detroit Mercy School of Dentistry  
Doctorate in Ecology and Evolutionary Biology at Texas A&M  
Doctorate in Medicine at Loma Linda University School of Medicine  
Masters in Biological Sciences at WMU  
Masters in Biomedical Forensic Science at Boston University  
Masters in Cannabis Science and Therapeutics at University of Maryland  
Masters in Data Science at WMU  
Masters in Entomology at Purdue University



**Megan Stanchfield**  
**Master of Science in biology, 2020**  
**Ph.D. Student at Vanderbilt University**

"Working as an undergraduate research assistant in Dr. Cindy Linn's lab introduced me to biomedical research and provided me with invaluable mentorship and career experience. Starting in Dr. Linn's lab, I was planning to pursue a career in the medical field, and this experience opened my eyes to the world of research."

# Biomedical Sciences

**95% of degree recipients were actively engaged.**

	count	percent
<b>Actively Engaged</b>	<b>62</b>	<b>95%</b>
Employed full time	27	42%
Employed part time	1	1.5%
Continuing education	33	51%
Military service	1	1.5%
<b>Not Actively Engaged</b>	<b>3</b>	<b>5%</b>
Looking for work	2	3%
Personal commitments	1	1.5%

"I loved the atmosphere at WMU. Everyone was willing to help one another, and the professors were willing to understand the needs of each and every student."

## Full-time Employment

- Median salary was \$35,000 to \$40,000 (9 responses).
- 96% were employed in Michigan.
- 95% had a job related to their degree.
- 90% were satisfied with their job.

"WMU was very accommodating with transfer credits. The advisors were very willing to listen to our goals and make changes in order to achieve them."

## Survey Population

	Graduates	Responses
Bachelor's	103	65 (63%)



**Alaa Sleymann**

**Bachelor of Science in biomedical science, 2020  
Dental Assistant**

"The skill that had the most impact on my success is perseverance. Entering pre-med is a very difficult field and requires studying full time. There are many tough courses in this field that require you to consistently be on top of your studies and achieve top grades in all courses. To enter the medical field, you have to be super competitive, and having top grades is one of the ways to get there. Another skill that had huge impact on my success is effective note-taking, which allowed me to record essential points during classes."

# Biomedical Sciences

## Job Titles and Employers

Assistant Manager at Dry Goods USA  
Associate Medical Scribe at Helix Scribe Solutions  
Biologic Operations Operator at Pfizer  
Boarder at Consultants in Ophthalmic and Facial Plastic Surgery  
Certified Nursing Assistant at Friendship Village  
Clinical Pathology Lab Assistant at Charles River Laboratories  
Direct Support Professional at Adult Wellness Center  
Emergency Medical Technician at Life EMS  
Environmental Health and Safety Staff Professional at Antea Group USA  
Laboratory Assistant at Pfizer  
Laboratory Technician at Charles River Laboratories  
Laboratory Technician at Pfizer  
Laboratory Technician at Van Andel Institute  
Laboratory Technician at WMU Homer Stryker MD School of Medicine  
Medical Scribe at Helix Scribe Solutions  
MNP Microbiologist at Pfizer  
Research Fellow at Midwest Center of Excellence for Vector-Borne Disease  
Research Technician at Charles River Laboratories  
Research Technician at Northern Biomedical Research  
Research Technologist at Northwestern University  
Senior Segmentation Analyst at Aerotek  
Supervisor at Charles River Laboratories  
Surgical Technician at Army Reserves  
Unit Secretary at Spectrum Health

## Continuing Education

Bachelors in Cancer Biology at University of Michigan  
Doctorate in Dentistry at Detroit Mercy  
Doctorate in Dentistry at University of Detroit Mercy School of Dentistry  
Doctorate in Pharmacy at Ferris State University  
Doctorate in Veterinary Medicine at Michigan State University  
Masters in Biochemistry at George Mason University  
Masters in Biological Sciences at WMU  
Masters in Optometry at Chicago College of Optometry  
Masters in Physician Assistant at WMU  
Masters in Public Health at New York University  
Masters in Public Health at WMU

"There is a wealth of opportunity at WMU.  
Anything I was interested in, I was able to  
find ways to pursue further."



# Chemistry

**100% of undergraduate and 100% of graduate degree recipients were actively engaged.**

	Undergraduate		Graduate	
	count	percent	count	percent
<b>Actively Engaged</b>	<b>16</b>	<b>100%</b>	<b>7</b>	<b>100%</b>
Employed full time	7	44%	5	71%
Continuing education	9	56%	2	29%

## Full-time Employment

- Median salary for all degrees was \$37,500 to \$42,500 (6 responses).
- 71% were employed in Michigan.
- 78% had a job related to their degree.
- 83% were satisfied with their job.

## Job Titles and Employers

Assistant Professor at King Saud University  
Associate Scientist at Eurofins  
Chemist at Palmatier Enterprises  
QC Lab Analyst III at Pfizer  
Science Teacher at Heritage Christian Academy

## Continuing Education

Doctorate in Chemistry at University of Wisconsin  
Doctorate in Chemistry at WMU  
Doctorate in Pharmaceutical Sciences at UIC  
Doctorate in Science Education at WMU  
Masters in Biological Sciences at WMU  
Masters in Chemistry at WMU

## Survey Population

This report includes data from students who majored in biochemistry and chemistry.

	Graduates	Responses	
All degrees	26	22	(85%)
Bachelor's	19	16	(84%)
Master's	4	4	(100%)
Doctoral	5	3	(60%)

# Communication

**94% of undergraduate and 86% of graduate degree recipients were actively engaged.**

	Undergraduate		Graduate	
	count	percent	count	percent
<b>Actively Engaged</b>	<b>45</b>	<b>94%</b>	<b>6</b>	<b>86%</b>
Employed full time	37	77%	5	71%
Employed part time	1	2%		
Continuing education	7	15%	1	14%
<b>Not Actively Engaged</b>	<b>3</b>	<b>6%</b>	<b>1</b>	<b>14%</b>
Looking for work	3	6%	1	1%

## Full-time Employment

- Median salary for all degrees was \$35,000 to \$40,000 (21 responses).
- 88% were employed in Michigan.
- 82% had a job related to their degree.
- 82% were satisfied with their job.

## Survey Population

This report includes data from students who majored in communication; communication studies; interpersonal communication, and journalism.

	Graduates	Responses	
All degrees	89	55	(62%)
Bachelor's	80	48	(60%)
Master's	9	7	(78%)



### Tirrea Billings

**Master of Arts in communication, 2020**

**Communications Manager at the Kalamazoo College Arcus Center for Social Justice and CEO of Reflect Media**

"My long-year internship at the W.K. Kellogg Foundation allowed me to gain hands-on experience on all things communications on a large scale. I also completed several internships in media production at various organizations, including Overneath Creative, Public Media Network, ImageStream Creative Communications, Bronco Productions, and Rogan Productions. My professors, mentors, and advisors prepared me and molded my passion for film and storytelling, and they pushed me to dig deeper and broaden my understanding of storytelling and its role in communication research, especially as it pertains to social justice and activism."

# Communication

## Job Titles and Employers

Academic Advising Specialist at Kellogg Community College  
Accounts Payable Coordinator at Stryker  
Administrative Assistant at DSG Davis Dental  
Administrative Assistant at Southwest Michigan Building Authority  
Career Specialist at PA CareerLink  
Coach at Shalom Kazoo  
Communications Executive at Affirmant Health Partners  
Communications Manager at Kalamazoo College  
Community Documentary Journalist at Kalamazoo Public Media Network  
Customer Engagement at Kellogg's  
Deployment Technician I at Kellogg's  
Founder and Principal at Ascend Consulting Services  
HUD Reviewer at Amrock  
Journalist at Mlive  
Manager at Millennium Restaurant Group  
Marketing Associate at Eli Lilly and Company  
Master Data Coordinator at Sherwood Harvest Food Distributors  
Member Contact Specialist at Advia Credit Union  
Public Affairs Specialist at Cherokee Federal  
Real Estate Appraiser at Appraisal Solutions  
Receptionist at Vector Marketing  
Reporter at Star Tribune  
Sales and Marketing Consultant at Sysco  
Social Media and Marketing Compliance Analyst at Prosperity Home Mortgage  
Spa Sales at Hand and Stone  
Sprint Expert at Best Buy  
Student Affairs Assistant at University of Michigan  
Substance Use Disorder Care Coordinator at Family Health Center  
Team Member Representative at State Farm  
Underwriter at United Shore

## Continuing Education

Certificate in Graphic Design at Kalamazoo Valley Community College  
Doctorate in Communication at Purdue University  
Masters in Communication at WMU  
Masters in Counselor Education at WMU

"The best thing about WMU was being a part of the Western Herald, the student-run newspaper, where I got my feet wet as a reporter, and where I was shaped as a journalist, and later on as an editor."

# Criminal Justice

**85% of degree recipients were actively engaged.**

	count	percent
<b>Actively Engaged</b>	<b>44</b>	<b>85%</b>
Employed full time	22	42%
Employed part time	1	2%
Continuing education	17	33%
Military service	4	8%
<b>Not Actively Engaged</b>	<b>8</b>	<b>15%</b>
Looking for work	8	15%

## Full-time Employment

- Median salary was \$30,000 to \$35,000 (17 responses).
- 86% were employed in Michigan.
- 71% had a job related to their degree.
- 94% were satisfied with their job.

## Survey Population

	Graduates	Responses
Bachelor's	112	52 (46%)



**Brittany Opal Kobeck**  
**Bachelor of Arts in criminal justice, 2020**  
**Store Detective at Meiner**

"My sorority Alpha Omicron Pi inspired me to do what I want and to follow my dreams. They inspired me to be the best version of myself."

# Criminal Justice

## Job Titles and Employers

2LT at U.S. Army  
Case Manager at Samaritas  
Child Protective Services Specialist at Michigan Department of Health and Human Services  
CPS - Case Specialist at State of Michigan  
DV/SA Advocate at Domestic and Sexual Abuse Services  
Family Preservation Direct Worker at Orchards Children's Services  
Family Service Specialist at Foster Care Case Manager at Bethany Christian Services  
Foster Care Case Manager at Samaritas  
Judicial Secretary at Allegan County  
Operations Manager at Entertainment District  
Police Officer at Oscoda Charter Township  
Probation Clerk at 2B District Court  
Probation Officer at St Joseph County Courthouse  
State Trooper at Michigan State Police  
Store Detective at Meijer  
Team Leader at Solscient Energy  
VIP In Seat Supervisor at Legends

"The best thing about WMU was the liveliness, the friendliness, the plethora of organizations and activities free for students. I never really had a family to celebrate Thanksgiving with until I got to Western."

## Continuing Education

Doctorate in Law at Maurer School of Law  
Doctorate in Law at Michigan State University  
Doctorate in Law at Wayne State University  
Doctorate in Veterinary Medicine at Michigan State University  
Masters in Biomedical Forensic Science at Boston University  
Masters in Criminal Justice at Michigan State University  
Masters in Criminal Justice at Purdue University  
Masters in Criminal Justice at Southern New Hampshire University  
Masters in Health Informatics at Kent State University  
Masters in Law Enforcement Intelligence Analysis at MSU  
Masters in Psychology at WMU  
Masters in Social Work at Michigan State University  
Masters in Social Work at WMU  
Specialist Program in Criminal Justice at Oakland CC Police Academy

"I loved my learning experiences and the different opportunities to get involved and find my true passion."

# Economics

**100% of undergraduate and 100% of graduate degree recipients were actively engaged.**

	Undergraduate		Graduate degrees	
	count	percent	count	percent
<b>Actively Engaged</b>	<b>7</b>	<b>100%</b>	<b>9</b>	<b>100%</b>
Employed full time	1	14%	4	44%
Employed part time	1	14%		
Continuing education	5	72%	5	56%

## Full-time Employment

- 25% were employed in Michigan.
- 50% had a job related to their degree.
- 50% were satisfied with their job.

## Job Titles and Employers

Construction Project Engineer at Clark Construction  
 Senior Consultant at National Bureau of Statistics of the Republic of Moldova  
 Teacher at Lead for Ghana

## Continuing Education

Doctorate in Applied Economics at WMU  
 Doctorate in Law at University of Notre Dame  
 Masters in Applied Economics at WMU  
 Masters in Health Economics at London School of Economics and Political Science  
 Masters in Quantitative Economics at Universite de Kinshasa

## Survey Population

	Graduates	Responses	
All degrees	20	16	(80%)
Bachelor's	8	7	(88%)
Master's	11	8	(73%)
Doctoral	1	1	(100%)

"WMU instructors were knowledgeable and encouraging. They truly inspired my interests in the subjects I pursued."



**Ateeb Akhter Shah Syed**

**Ph.D. in Economics, 2020**

**Senior Economic Analyst at State Bank of Pakistan**

"I think learning the 'Machine Learning and Data Analysis using R' was one of the best things that happened to me at WMU. I think one should always learn the latest technological advancement; otherwise, he/she will be obsolete within a few years."


**Benedicta Akyaamah**

**MA in applied economics, 2019**

**NGO Teacher at Lead for Ghana**

"The most helpful resources at WMU were the library and the seminars they organized for graduate students. WMU professors were always ready to help and answer any questions.

The Fulbright association became family when I was on campus. Finally, international student activities, especially international festival, were impactful."





# English

**72% of undergraduate and 90% of graduate degree recipients were actively engaged.**

	Undergraduate		Graduate degrees	
	count	percent	count	percent
<b>Actively Engaged</b>	<b>23</b>	<b>72%</b>	<b>9</b>	<b>90%</b>
Employed full time	14	44%	6	60%
Employed part time	2	6%	2	20%
Continuing education	7	22%	1	10%
<b>Not Actively Engaged</b>	<b>9</b>	<b>28%</b>	<b>1</b>	<b>10%</b>
Looking for work	8	25%	1	10%
Personal commitments	1	3%		

"Professors cared so genuinely about their subjects and were excited to explore them with students."

## Full-time Employment

- Median salary for all degrees was \$30,000 to \$35,000 (8 responses).
- 78% were employed in Michigan.
- 71% had a job related to their degree.
- 90% were satisfied with their job.

## Survey Population

This report includes data from students who majored in English, creative writing, rhetoric and writing studies, and English: secondary education.

	Graduates	Responses	
<b>All degrees</b>	<b>73</b>	<b>42</b>	<b>(56%)</b>
Bachelor's	62	32	(52%)
Master's	5	4	(80%)
Doctoral	6	6	(100%)

## Job Titles and Employers

Administrative Assistant at WMU  
Assistant Language Teacher at JET Program  
Community Resource Advisor at Gryphon Place  
Creative Writing Instructor at WMU  
ELA Teacher at Battle Creek Public Schools  
English Teacher at Sturgis Public Schools

Leasing Consultant at Zidans Management  
Office Coordinator at ReMax  
Office Manager/Legal Assistant at Q Elder Law  
Research Assistant at University of Michigan  
Teacher at Air English

## Continuing Education

Doctorate in Interdisciplinary Theatre Studies at University of Wisconsin  
Doctorate in Law Enforcement Intelligence Analysis at Emory University School of Law  
Masters in Vision Rehabilitation Therapy at WMU

Masters in Biological Sciences at WMU  
Masters in Communication at WMU  
Masters in Medieval Studies at WMU  
Masters in Screenwriting at DePaul University



**Jamie Doonan**

**Bachelor of Arts in English, 2020**

**Front Office Coordinator at RE/MAX Premier and Schellenberg Development Company**

"Many of the classes in English writing, especially technical writing, helped me develop strong written communication skills, which definitely come in handy when I spend a large majority of my day sending emails, writing copy, and recording notes. Many of my communication classes helped me better understand how to develop strong work-related relationships, and how to communicate efficiently and effectively. A marketing internship with Eagle V Corporations helped me hone those skills and provided me with the knowledge of the marketing world, video editing, and content creation that I use so much at my current job and will continue to do so in the future."

# Environment and Sustainability

**68% of degree recipients were actively engaged.**

	count	percent
<b>Actively Engaged</b>	<b>27</b>	<b>68%</b>
Employed full time	20	50%
Employed part time	2	5%
Continuing education	5	13%
<b>Not Actively Engaged</b>	<b>13</b>	<b>32%</b>
Looking for work	13	32%

"I loved being able to engage in the campus community through RSOs, work, classes, and personal interests."

## Full-time Employment

- Median salary was \$22,500 to \$27,500 (8 responses).
- 100% were employed in Michigan.
- 81% had a job related to their degree.
- 78% were satisfied with their job.

## Job Titles and Employers

Aquatic Herbicides Applicator for Invasion Species at PLM Lake and Land Management

Assistant Brewer at Five Shores Brewing Company

Brewer at Lift Bridge Brewing Company

Conservation Technician at Gun Lake Tribal Government

Crew Leader at Michigan Department of Natural Resources

MCCC/AmeriCorps - Hemlock Woolly Adelgid and Forest Health Crew Leader at Michigan Department of Natural Resources

Natural Resources Research Technician at Pokagon Band of Potawatomi Department of Natural Resources

Neighborhood Projects Coordinator at LISC AmeriCorps/City of Kalamazoo

Park Manager at Kalamazoo County Government

Senior Operations Associate at Circle of Blue

Senior Operations Specialist at Kalamazoo County Land Bank

## Continuing Education

Masters in Earth Science at WMU

Masters in Geography at WMU

Masters in Watershed Science at Murray State University

"Faculty were willing to work with me and support me. I wouldn't be where I am today without them."

## Survey Population

This report includes data from students who majored in environmental and sustainability studies, freshwater science and sustainability, and sustainable craft brewing.

	Graduates	Responses
Bachelor's	53	40 (75%)

# Film, Video, and Media Studies

**86% of degree recipients were actively engaged.**

	count	percent
<b>Actively Engaged</b>	<b>19</b>	<b>86%</b>
Employed full time	17	77%
Continuing education	1	5%
Military service	1	5%
<b>Not Actively Engaged</b>	<b>3</b>	<b>14%</b>
Looking for work	3	14%

## Full-time Employment

- 88% were employed in Michigan.
- 75% had a job related to their degree.
- 60% were satisfied with their job.

## Job Titles and Employers

Co-owner and Social Media Director at Main Street Ensemble  
Freelance Video Editor  
Kalamazoo Parks and Recreation Counselor at City of Kalamazoo  
Maritime Enforcement Specialist at US Coast Guard Reserves  
Music Producer at Forget Me Rvx Recordings  
News Correspondent at Kyodo News  
Producer and Marketing Coordinator at Overneath Creative  
Production Assistant/Video Editor at Innovative Media Group  
Recording Session Engineer at Western Sound Studios  
Self-Employed Filmmaker  
Sports Videographer/Editor at Lansing Lugnuts

## Continuing Education

Masters in Screenwriting at DePaul University

## Survey Population

	Graduates	Responses
Bachelor's	34	22 (65%)

# Gender and Women's Studies

**80% of degree recipients were actively engaged.**

	count	percent
<b>Actively Engaged</b>	<b>8</b>	<b>80%</b>
Employed full time	5	50%
Continuing education	3	30%
<b>Not Actively Engaged</b>	<b>2</b>	<b>20%</b>
Looking for work	2	20%

## Full-time Employment

- 80% were employed in Michigan.
- 75% had a job related to their degree.
- 50% were satisfied with their job.

## Job Titles and Employers

Administrative Assistant at Allgreen Lawn Care  
Administrative Assistant at DSG Davis Dental  
Admissions Advisor at Oakland University  
Community Agriculture Extension Promoter at Peace Corps  
Legal Assistant at Austin+Koffron

## Continuing Education

Masters in Behavior Analysis at Florida State University  
Masters in Counselor Education at WMU

## Survey Population

	Graduates	Responses
Bachelor's	14	10 (71%)

"I enjoyed learning and engaging with the content in the classroom, and the bonds that I formed with my peers through WMU."

# Geography, Environment, and Tourism

**88% of undergraduate and 93% of graduate degree recipients were actively engaged.**

	Undergraduate		Graduate degrees	
	count	percent	count	percent
<b>Actively Engaged</b>	<b>21</b>	<b>87%</b>	<b>14</b>	<b>93%</b>
Employed full time	14	58%	9	60%
Employed part time	2	8%		
Continuing education	5	21%	5	33%
<b>Not Actively Engaged</b>	<b>3</b>	<b>13%</b>	<b>1</b>	<b>7%</b>
Looking for work	3	13%	1	7%

## Full-time Employment

- Median salary for all degrees was \$30,000 to \$35,000 (13 responses).
- 70% were employed in Michigan.
- 76% had a job related to their degree.
- 100% were satisfied with their job.

"The best thing about WMU were committed professors and a friendly learning environment."

## Survey Population

This report includes data from students who majored in geography, and tourism and travel.

	Graduates	Responses
All degrees	49	39 (80%)
Bachelor's	33	24 (73%)
Master's	10	10 (100%)
Postbaccalaureate certificate	6	5 (83%)



**Esther Amoako**

**Master of Science in geography, 2020**

**Graduate Teaching Assistant at the University of Toledo**

"Hard work pays; stay focused and committed to your purpose."

"Professors were very dedicated to their work and students. I appreciate the help I still receive from professors even after graduating."

# Geography, Environment, and Tourism

## Job Titles and Employers

Administrative Assistant at City of Naperville  
Associate Planner at Central Upper Peninsula Planning and Development (CUPPAD) Commission  
Business Intelligence Analyst I at Arbor Financial Credit Union  
Director of Flight Operations at GreenSight  
Epidemiology and Biostatistics Assistant at WMU Homer Stryker MD School of Medicine  
GIS Analyst at South Carolina Military Department  
GIS/Geography Professor at Hope College  
Inside Sales Representative at HomeAdvisor  
MCCC/AmeriCorps - Hemlock Woolly Adelgid and Forest Health Crew Leader at Michigan Department of Natural Resources  
Natural Resources Research Technician at Pokagon Band of Potawatomi Department of Natural Resources  
Office Coordinator at Kalamazoo Downtown Partnership  
Planning and Zoning Technician at City of Big Rapids  
Unemployment Insurance Examiner at State of Michigan

## Continuing Education

Doctorate in Geography at The University of North Carolina at Greensboro  
Doctorate in Spatially Integrated Social Science at University of Toledo  
Masters in Geography at WMU



**Nolan Bergstrom**  
**Master of Science in geography, 2020**  
**Associate Planner at Central Upper Peninsula Planning and Development Regional Commission**

"Because of my training through the geography department, I was able to become an intern for the City of Kalamazoo Community Planning and Economic Development Department, where I used GIS to aid in implementing Phase II of their Natural Feature Protection Overlay District."



# Geological and Environmental Sciences

**64% of undergraduate and 100% of graduate degree recipients were actively engaged.**

	Undergraduate		Graduate degrees	
	count	percent	count	percent
<b>Actively Engaged</b>	<b>7</b>	<b>64%</b>	<b>12</b>	<b>100%</b>
Employed full time	3	27.5%	8	67%
Continuing education	3	27.5%	4	33%
Military service	1	9%		
<b>Not Actively Engaged</b>	<b>3</b>	<b>36%</b>		
Looking for work	3	36%		


## Full-time Employment

- Median salary for all degrees was \$45,000 to \$50,000 (7 responses).
- 55% were employed in Michigan.
- 92% had a job related to their degree.
- 75% were satisfied with their job.

## Survey Population

This report includes data from students who majored in geology, geophysics, geosciences, and hydrogeology.

	Graduates	Responses	
All degrees	35	23	(66%)
Bachelor's	16	10	(63%)
Master's	14	9	(64%)
Doctoral	13	9	(69%)
Certificate	4	3	(75%)



### Beau Haag

**Master of Science in geosciences, 2020**

**Geotechnician – Sampler at Rangefront Geological**

"Learn as much as you can, pursue extracurricular opportunities, make connections, and never give up. You never know exactly what kinds of geologic environments you will be working in, so it really pays to have a strong understanding of the fundamentals of geology, as they will be applicable in almost every scenario. Never pass up the opportunity to meet people/network. If you can get an internship while you're still in school, do it. It only takes one person to put in a good word for you, or to take a chance on you, for you to make it. Work hard, follow your passion, meet the right people, and you will succeed."

# Geological and Environmental Sciences

## Job Titles and Employers

Cartographer at National Oceanic and Atmospheric Administration  
Consultant Geologist at Rangefront Geological  
Earth Science Fellow at Chevron  
Environmental Quality Analyst at Michigan Department of Environment  
Environmental Technician at SCS Engineers  
Executive Officer at Army National Guard  
Researcher at Agency of Assessment and Application of Technology of Indonesia  
Researcher at Indonesia Institute of Sciences  
Teacher at Kalamazoo Public Schools  
Wellogic Triage Team at Michigan Geological Survey

## Continuing Education

Certification Program in Secondary Education at National Louis University  
Doctorate in Geosciences at WMU  
Masters in Applied Geosciences at University of Washington  
Masters in Earth Science at University of California, Davis  
Masters in Geological and Environmental Sciences at WMU

"The best thing about WMU was learning that you can overcome obstacles. You are stronger than you know."

# Global and International Studies

**93% of degree recipients were actively engaged.**

	count	percent
<b>Actively Engaged</b>	<b>13</b>	<b>93%</b>
Employed full time	7	50%
Employed part time	1	7%
Continuing education	4	29%
Military service	1	7%
<b>Not Actively Engaged</b>	<b>1</b>	<b>7%</b>
Looking for work	1	7%

## Full-time Employment

- 88% were employed in Michigan.
- 83% had a job related to their degree.
- 100% were satisfied with their job.

"The best thing about WMU were all the people I met and the relationships I created. Without the instructors, mentors, and friends, I would not have had such a wonderful time at WMU."

## Job Titles and Employers

Client Services Coordinator at AmeriCorps  
Community Resource Advisor/Crisis Worker at Gryphon Place  
Construction Specialist at Kalamazoo Trade Collectives  
General Manager at Water Street Coffee  
Junior Underwriter at United Wholesale Mortgage  
Program Coordinator at Wayne State University  
Sales Associate at Echo  
US Army Officer at U.S. Army

## Continuing Education

Bachelors in Health Administration at Western Governor's University  
Doctorate in Law at DePaul University  
Masters in Evaluation, Measurement, and Research at WMU

## Survey Population

	Graduates	Responses	
Bachelor's	21	14	(67%)

# History

**67% of undergraduate and 100% of graduate degree recipients were actively engaged.**

	Undergraduate		Graduate degrees	
	count	percent	count	percent
<b>Actively Engaged</b>	<b>14</b>	<b>67%</b>	<b>7</b>	<b>100%</b>
Employed full time	9	43%	5	71%
Employed part time	2	10%		
Continuing education	3	14%	2	29%
<b>Not Actively Engaged</b>	<b>7</b>	<b>33%</b>		
Looking for work	6	28%		
Personal commitments	1	5%		

## Full-time Employment

- Median salary for all degrees was \$40,000 to \$45,000 (6 responses).
- 70% were employed in Michigan.
- 90% had a job related to their degree.
- 83% were satisfied with their job.

"WMU has so many resources for students to support our academic pursuits. WMU offers a wide range of classes and has supportive and knowledgeable professors."

## Job Titles and Employers

Adjunct Professor of History at Grand Valley State University  
 Chief Operation Officer at E-Town Fitness  
 English-as-a-Second-Language Instructor at Shanghai Zhuo Zan Education Technology  
 ESL Teacher at Zaningeha Rojava  
 Faculty Specialist/Director of Undergraduate Studies at WMU  
 FOCUS Missionary at The Fellowship of Catholic University Students  
 Substitute Teacher at Maple Street Middle School  
 Teacher at Houghton Lake High School  
 Teacher at Nolan Catholic High School  
 Visiting Assistant Professor at Grand Rapids Community College

## Continuing Education

Masters in History at WMU  
 Masters in Library Science at Simmons University  
 Masters in Public History at American University

"I appreciated being at a big university but having professors who were readily accessible."

## Survey Population

This report includes data from students who majored in history, history: secondary education, and public history.

	Graduates	Responses	
All degrees	37	28	(76%)
Bachelor's	27	21	(78%)
Master's	7	4	(57%)
Doctoral	3	3	(100%)

# Mathematics

**93% of undergraduate and 91% of graduate degree recipients were actively engaged.**

	Undergraduate		Graduate	
	count	percent	count	percent
<b>Actively Engaged</b>	<b>14</b>	<b>93%</b>	<b>10</b>	<b>91%</b>
Employed full time	8	53%	7	64%
Continuing education	6	40%	3	27%
<b>Not Actively Engaged</b>	<b>1</b>	<b>7%</b>	<b>1</b>	<b>9%</b>
Looking for work	1	7%	1	9%

## Full-time Employment

- Median salary for undergraduate degrees was \$55,000 to \$60,000 (5 responses).
- Median salary for graduate degrees was \$47,500 to \$52,500 (6 responses).
- 71% were employed in Michigan.
- 92% had a job related to their degree.
- 100% were satisfied with their job.

## Survey Population

This report includes data from students who majored in math, applied math, applied and computational math, math ed.

	Graduates	Responses	
All degrees	29	24	(83%)
Bachelor's	17	15	(88%)
Master's	12	9	(75%)
Doctoral	3	2	(61%)

## Job Titles and Employers

Application Analyst at Sparrow Health System  
 Assistant Professor of Mathematics at Concord University  
 Design Engineer at General Motors  
 Elementary Math Coach at Michigan Virtual Charter Academy  
 High School Mathematics Teacher at Kalamazoo Public Schools  
 Implementation Consultant at Fast Enterprises  
 Mathematics Education Consultant at Allegan Area Educational Service Agency  
 Mathematics Teacher at Kalamazoo Public Schools  
 Mathematics Teacher at Southeastern Conference of SDA  
 Middle School Math Teacher at St. Thomas Aquinas Regional School  
 Pricing Actuary at Auto-Owners Insurance  
 Process Engineer at Ox Engineered Products  
 Software Developer at Tyler Technologies  
 Technical Lead at Top Immersion

## Continuing Education

Doctorate in Mathematics at Indiana University  
 Doctorate in Mathematics at WMU  
 Doctorate in Mathematics Education at WMU  
 Masters in Applied and Computational Math at WMU  
 Masters in Electrical Engineering at WMU  
 Masters in Mathematics at WMU

"The best thing about WMU was the community and the opportunity to work with many different mentors who helped me develop as a person."

# Philosophy

**91% of undergraduate and 67% of graduate degree recipients were actively engaged.**

	Undergraduate		Graduate degrees	
	count	percent	count	percent
<b>Actively Engaged</b>	10	<b>91%</b>	4	<b>67%</b>
Employed full time	3	27%		
Employed part time			1	17%
Continuing education	7	64%	3	50%
<b>Not Actively Engaged</b>	1	9%	2	33%
Looking for work	1	9%	1	17%
Personal commitments			1	17%

## Job Titles and Employers

Pharmacy Manager at Oshtemo Pharmacy  
Software Developer at Level Data

"The best thing about WMU were the faculty in the philosophy department. They were phenomenal. I had a friend at Harvard tell me that he would have traded philosophy department in a heartbeat."

## Continuing Education

Doctorate in Medicine at Loma Linda University School of Medicine  
Doctorate in Philosophy at Baylor University  
Doctorate in Philosophy at University of Texas  
Doctorate in Philosophy at University of Virginia  
Masters in Biological Sciences at WMU  
Masters in Entomology at Purdue University  
Masters in Philosophy at WMU

## Survey Population

	Graduates	Responses	
All degrees	23	17	(74%)
Bachelor's	14	11	(79%)
Master's	9	6	(67%)

"I loved the various extracurricular programs and opportunities available to aid graduate students in their development as professionals."



# Physics

**88% of undergraduate and 100% of graduate degree recipients were actively engaged.**

	Undergraduate (2018-19 & 2019-20)		Graduate degrees (2019-20)	
	count	percent	count	percent
<b>Actively Engaged</b>	<b>7</b>	<b>88%</b>	<b>10</b>	<b>100%</b>
Employed full time	4	50%	6	60%
Continuing education	3	38%	4	40%
<b>Not Actively Engaged</b>	<b>1</b>	<b>12%</b>		
Looking for work	1	12%		

## Full-time Employment

- 60% were employed in Michigan.
- 100% had a job related to their degree.
- 75% were satisfied with their job.

## Job Titles and Employers

Assistant Professor of Physics at Truman State University  
Postdoctoral Associate at Institute of Physics, Academia Sinica  
Postdoctoral Researcher at Clemson  
Staff at U.S. National Whitewater Center  
Visiting Assistant Professor at Albion College

## Continuing Education

Doctorate in Mathematics at Indiana University  
Doctorate in Physics at Wayne State University  
Doctorate in Physics at WMU  
Doctorate in Science Education at WMU  
Masters in Medical Physics at LSU

## Survey Population

This report includes data from students who majored in physics and physics: secondary education.

	Graduates	Responses
All degrees	25	18 (72%)
Bachelor's (2018-19 & 2019-20)	15	8 (53%)
Master's (2019-20)	5	5 (100%)
Doctoral (2019-20)	5	5 (100%)

# Political Science

**83% of undergraduate and 89% of graduate degree recipients were actively engaged.**

	Undergraduate		Graduate degrees	
	count	percent	count	percent
<b>Actively Engaged</b>	<b>30</b>	<b>83%</b>	<b>8</b>	<b>89%</b>
Employed full time	19	53%	5	56%
Continuing education	9	25%	2	22%
Military service	2	6%		
Volunteering full time			1	11%
<b>Not Actively Engaged</b>	<b>6</b>	<b>17%</b>	<b>1</b>	<b>11%</b>
Looking for work	6	17%	1	11%

## Full-time Employment

- Median salary for all degrees was \$37,500 to \$42,500 (12 responses).
- 81% were employed in Michigan.
- 75% had a job related to their degree.
- 83% were satisfied with their job.

"WMU provided me with a truly international learning exposure."

## Survey Population

This report includes data from students who majored in political science, and international development administration.

	Graduates	Responses	
All degrees	64	45	(70%)
Bachelor's	53	36	(68%)
Master's	10	8	(80%)
Doctoral	1	1	(100%)

**Rossy Hughes**  
**Master of Arts in international development administration, 2020**  
**Regional Quality Assurance Manager at Bethany Christian Services**

"My passion for international development pushed me to pursue my degree in international development management. My degree definitely opened doors to put in practice the theories I learned in class."

Higher education is often thought of as an individual-level investment; however, your education and experiences can positively impact many lives around you; thus, this investment is essential."



# Political Science

## Job Titles and Employers

2LT at U.S. Army  
Assistant Manager at Menards  
Associate Director of Study Abroad at WMU  
CAD Designer at Finished Basements Plus  
Campaign Manager at Abigail Wheeler for the 66th  
Community Resource Advisor/Crisis Worker at Gryphon Place  
Field Organizer at Human Rights Campaign  
Finance Director at Illinois State Treasurer  
Impact System Support at World Relief  
Intelligence Operation Supervisor at U.S. Air Force  
Leasing Agent at MW Vanderveen  
Legislative Aide at MI House of Representatives  
Manager at Max Out CorpScience  
Member Service Advisor at Michigan House of Representatives  
Michigan Quality Assurance Manager for Transitional Refugee Foster Care Programs  
Prevention of Sexual Abuse Compliance Manager at Bethany Christian Services  
Passport Specialist at the Department of State  
Senior Law Clerk at Bradley Vauter & Associates, P.C.  
Senior Operations Specialist at Kalamazoo County Land Bank  
Theater and Planetarium Technologist at Kalamazoo Valley Community College  
Trustee at Kalamazoo Township

"At WMU I made friends for life and met mentors who continue to check on me after I had their courses."

## Continuing Education

Bachelors in Accountancy at Walsh College  
Certificate in Climate Change Policy and Management at WMU  
Doctorate in Law at Wayne State University  
Masters in Applied Economics at WMU  
Masters in Business Administration at WMU  
Masters in Health Economics at London School of Economics and Political Science  
Masters in Social Work at Wayne State University  
Masters in Sociology at Michigan State University  
Specialist Program in Criminal Justice at Oakland CC Police Academy

"All the faculty in the political science department are phenomenal. They know their stuff, are able to teach it with enthusiasm, and are accessible outside of office hours."

I appreciated the inclusivity on campus. It was great to be around people of so many different backgrounds."

# Psychology

**91% of undergraduate and 96% of graduate degree recipients were actively engaged.**

	Undergraduate		Graduate degrees	
	count	percent	count	percent
<b>Actively Engaged</b>	<b>87</b>	<b>91%</b>	<b>44</b>	<b>96%</b>
Employed full time	38	40%	32	70%
Employed part time	2	2%	2	4%
Continuing education	47	49%	10	22%
<b>Not Actively Engaged</b>	<b>9</b>	<b>9%</b>	<b>2</b>	<b>4%</b>
Looking for work	8	8%	2	4%
Personal commitments	1	1%		

## Full-time Employment

- Median salary for undergraduate degrees was \$27,500 to \$33,500 (14 responses).
- Median salary for graduate degrees was \$50,000 to \$55,000 (16 responses).
- 82% were employed in Michigan.
- 89% had a job related to their degree.
- 84% were satisfied with their job.

## Survey Population

This report includes data from students who majored in behavior analysis, general psychology, industrial/organizational behavior management psychology, and clinical psychology.

	Graduates	Responses	
All degrees	227	142	(63%)
Bachelor's	160	96	(60%)
Master's	43	28	(65%)
Doctoral	24	18	(75%)

"The best thing about WMU were the opportunities for real world applications of coursework before graduation through practicum, internships, lab work, and assistantships. I was able to learn more about new concepts, and how I can best apply my unique skillset."

**Melinda Andrews**  
**Bachelor of Science in psychology, 2020**  
**Foster Care Worker at Samaritas**

"After all my involvement with dance marathon I realized that I wanted to do something that helped kids. I also wanted to do something that would make a difference with others."



# Psychology

## Job Titles and Employers

Admissions Advisor at Oakland University  
Advanced Behavior Analyst at Summit Pointe  
Applied Behavior Analysis Therapist at Lighthouse Autism Center  
Assistant at Animal Rescue Project  
Assistant at Lighthouse Autism Center  
Assistant Clinical Director at Braintrust Behavioral Health  
Assistant Professor at Princess Nourah Bint Abdulrahman University  
Assistant Professor at University of Nebraska  
BCBA at Braintrust Behavioral Health  
BCBA at Gateway Pediatric Therapy  
Behavior Analyst at Footprints Behavioral Interventions  
Behavior Consultant at Centria Healthcare  
Behavior Consultant at Early Autism Services  
Behavior Technician at Kalamazoo Autism Center  
Behavior Therapist at Avail Outreach  
Behavioral Health Technician at ROI  
Behavioral Technician at Kalamazoo Autism Center  
Clinical Psychology Postdoc Fellow at VA  
Clinical Supervisor Designee at Center for Autism and Related Disorders  
Clinical Supervisor, BCBA at First Leap Pediatric Therapy  
Community Resource Advisor at Gryphon Place

## Continuing Education

Doctorate in Clinical Psychology at Florida Institute of Technology  
Doctorate in Cognitive Neuroscience at University of Kentucky  
Doctorate in Law at Michigan State University  
Doctorate in Medicine at Southwest College of Naturopathic Medicine  
Doctorate in Pharmaceutical Sciences at University of Florida  
Doctorate in Psychology at Alliant International University  
Doctorate in Psychology at WMU  
Masters in Behavior Analysis at Florida State University  
Masters in Behavior Analysis at WMU  
Masters in Behavioral Psychology at Simmons University  
Masters in Behavioral Science at WMU  
Masters in Business Administration at WMU

Continuous Improvement Analyst at Stryker  
Corrections Deputy at Kzoo County Government  
Crisis Worker at Gryphon Place  
Digital Strategist at RPG  
Dog Trainer and Behavior Consultant at Noble Beast Dog Training  
Education and Mentorship Coordinator at Boys and Girls Club of Kalamazoo  
Education Coordinator at ABAI  
Emergency Center Technician at Beaumont Health  
Employment Specialist at MRC Industries  
Family Court Legal Secretary at Calhoun County Prosecutor's Office  
Foster Care Worker at Samaritas  
Membership Development Coordinator at ABAI  
Pediatric Psychology Fellow at Geisinger Medical Center  
Postdoc Fellow at National Institute on Drug Abuse  
Postdoc Research Associate at Baylor University  
Postdoc Research Fellow at Portlant VA  
Professor at Lake Michigan College  
Registered Behavior Technician at Creating Brighter Futures  
ROI Specialist at Stryker  
Training and Communications Specialist at Perrigo

Masters in Communication Disorders/Speech and Language at Eastern Michigan University  
Masters in Counseling Psychology at WMU  
Masters in Counselor Education at WMU  
Masters in Educational Leadership at WMU  
Masters in I/O Psychology at Wayne State University  
Masters in Psychology at Ball State University  
Masters in Psychology at WMU  
Masters in Public Administration at WMU  
Masters in Social Work at Michigan State University  
Masters in Social Work at WMU  
Masters in Special Education at Brandman University  
Masters in Speech Pathology at WMU  
Masters in Speech-Language Pathology at University of Wisconsin  
Masters in Translational Neuroscience, Medical Research at Imperial College London

# Public Administration

## 92% of degree recipients were actively engaged.

	count	percent
<b>Actively Engaged</b>	<b>24</b>	<b>92%</b>
Employed full time	22	85%
Continuing education	2	8%
<b>Not Actively Engaged</b>	<b>2</b>	<b>8%</b>
Looking for work	2	8%

"WMU instructors were incredibly approachable and personable. They genuinely wanted us to learn and ask questions. I appreciated the real-world knowledge and experience they brought to their teaching and encouraged us to look deeper for those theories and concepts in our own work."

## Full-time Employment

- Median salary was \$52,500 to \$57,500 (12 responses).
- 86% were employed in Michigan.
- 95% had a job related to their degree.
- 92% were satisfied with their job.

## Job Titles and Employers

Assistance Payments Worker at State of Michigan  
Assistant to the Practice Manager at Macarthur  
Pediatric Occupational Therapy  
Associate Professor at United Arab Emirate  
University  
Behavior Interventionist at Battle Creek Public  
Schools  
Chief Operating Officer at InterAct of Michigan  
Data Analyst at Ascension  
Development Coordinator at Safe Harbor  
Development Specialist at Kids' Food Basket  
Director of Business Operations at Integrated  
Health Partners  
Director of Strategic Initiatives at City of Muskegon

## Survey Population

	Graduates	Responses
All degrees	32	26 (81%)
Master's	28	22 (79%)
Doctoral	4	4 (100%)

Fellow at CEDAM  
Financial Aid Officer at Michigan State University  
Grant Program Manager at Stryker  
Major Gifts Officer at WMU  
MI Care Home Health Coordinator at Kalamazoo  
Family Health Center  
Program Assistant at Battle Creek Community  
Foundation  
Program Manager at FLAG International  
Project Manager at Radio Maintenance  
Public Policy Coordinator at Michigan Advocacy  
Program  
Vice Director of School of Accounting at University  
of Indonesia

## Continuing Education

Masters in Public Health at WMU

**Mohammed Al Janahi**  
**Ph.D. in public administration, 2020**  
**Assistant Professor at United Arab Emirates University**

"The faculty at The School of Public Affairs and Administration have always been there for me, and they still are. I still reach out to my professors, and they understand that learning is an ongoing process; it does not stop once you graduate."





# Public Relations

**91% of degree recipients were actively engaged.**

	count	percent
<b>Actively Engaged</b>	<b>29</b>	<b>91%</b>
Employed full time	25	78%
Employed part time	2	6%
Continuing education	2	6%
<b>Not Actively Engaged</b>	<b>3</b>	<b>9%</b>
Looking for work	3	9%

"The service-learning classes were the most educational and beneficial courses I took. Each tailored course curriculum to meet the needs of a real, local organization."

## Full-time Employment

- Median salary was \$40,000 to \$45,000 (9 responses).
- 68% were employed in Michigan.
- 80% had a job related to their degree.
- 90% were satisfied with their job.

## Job Titles and Employers

APS Filling Technician at Pfizer  
Assistant Sports Information Director at Wartburg College  
Associate Director of Major Gifts at Northwestern University  
Business Analyst at Meijer  
Business Development Analyst at Protective Industrial Polymers  
Client Care Specialist at Quicken Loans  
Event Coordinator at Kalamazoo Experiential Learning Center  
General Office Clerk at Magna International  
Inside Sales Representative at GetSales  
Marketing and Communication Assistant at Kalamazoo Nature Center  
Marketing Assistant at Sport-und Gesundheitszentrum Medi-Vitalis  
Public Relations Associate at All Points PR  
Remote Learning Team Lead at Carol Stream Park District  
Senior Client Communication Specialist at Rock Connections  
Social Media Coordinator at Han D Dip Dairy Barn

## Continuing Education

Masters in Communication at WMU

"I loved the wide variety of classes and electives to choose from. The staff in my program was wonderful and passionate about their work."

## Survey Population

	Graduates	Responses
Bachelor's	48	32 (67%)



# Religion

**86% of undergraduate and 80% graduate degree recipients were actively engaged.**

	Undergraduate		Graduate	
	count	percent	count	percent
<b>Actively Engaged</b>	<b>6</b>	<b>86%</b>	<b>8</b>	<b>80%</b>
Employed full time	4	57%	5	50%
Continuing education	2	29%	3	30%
<b>Not Actively Engaged</b>	<b>1</b>	<b>14%</b>	<b>2</b>	<b>20%</b>
Looking for work	1	14%	2	20%

## Full-time Employment

- Median salary for all degrees was \$30,000 to \$35,000 (5 responses).
- 100% were employed in Michigan.
- 20% had a job related to their degree.
- 80% were satisfied with their job.

## Job Titles and Employers

Administrative Assistant II at WMU  
 Docent at Midwest Miniatures Museum  
 Inventory Manager at Disc Traders  
 Paraprofessional at East Detroit Public Schools  
 Program Associate at Fetzer Institute  
 Senior Marketing Specialist at WMU

"I appreciate professors' willingness to mentor me as a student."

## Continuing Education

Doctorate in Counselor Education at WMU  
 Masters in Comparative Religion at WMU  
 Masters in Spirituality, Culture and Health at WMU

## Survey Population

	Graduates	Responses	
All degrees	20	17	(85%)
Bachelor's	7	7	(100%)
Master's	10	7	(70%)
Certificate	3	3	(100%)

# Science Education

**88% of degree recipients were actively engaged.**

	count	percent
<b>Actively Engaged</b>	<b>7</b>	<b>88%</b>
Employed full time	6	75%
Continuing education	1	13%
<b>Not Actively Engaged</b>	<b>1</b>	<b>13%</b>
Looking for work	1	13%

## Full-time Employment

- Median salary was \$40,000 to \$45,000 (6 responses).
- 83% were employed in Michigan.
- 83% had a job related to their degree.
- 83% were satisfied with their job.

## Job Titles and Employers

Paraprofessional at Sault Area Public Schools  
Professor at Imam Abdulrahman Bin Faisal University in Saudi Arabia  
Teacher at Berrien Springs Public Schools  
Teacher at Jenison Public Schools  
Teacher at Olivet Community Schools

## Continuing Education

Doctorate in Science Education at WMU

## Survey Population

	Graduates	Responses
All degrees	11	8 (73%)
Master's	9	6 (67%)
Doctoral	2	2 (100%)

"It was great to be able to complete my masters completely online."

# Sociology

**80% of undergraduate and 100% of graduate degree recipients were actively engaged.**

	Undergraduate		Graduate	
	count	percent	count	percent
<b>Actively Engaged</b>	<b>24</b>	<b>80%</b>	<b>5</b>	<b>100%</b>
Employed full time	13	43%	3	60%
Continuing education	11	37%	2	40%
<b>Not Actively Engaged</b>	<b>6</b>	<b>20%</b>		
Looking for work	4	13%		
Personal commitments	2	7%		

## Full-time Employment

- Median salary for all degrees was \$32,500 to \$37,500 (14 responses).
- 63% were employed in Michigan.
- 69% had a job related to their degree.
- 71% were satisfied with their job.

## Survey Population

	Graduates	Responses
All degrees	52	35 (67%)
Bachelor's	46	30 (65%)
Master's	3	3 (100%)
Doctoral	3	2 (67%)

## Job Titles and Employers

Assistant Professor at University of Wisconsin  
 Assistant Professor of Sociology at Cabrini University  
 Behavior Therapist at Avail Outreach  
 Behavioral Therapist at Autism Learning Partners  
 Case Manager at Samaritas  
 Child Protective Services Agent at MI Department of Health and Human Services  
 Community Connections Advocate at Voces  
 Family Preservation Direct Worker at Orchards Children's Services  
 Inventory Manager at Disc Traders  
 Laboratory Assistant at Henry Ford Health System  
 Neighborhood Projects Coordinator at LISC AmeriCorps/City of Kalamazoo  
 Social Science Teacher at Liceo Cientifico  
 Team Leader at Solscient Energy  
 Visiting Professor of Sociology at Grand Valley State University

## Continuing Education

Doctorate in Law at DePaul University  
 Doctorate in Law at Maurer School of Law  
 Doctorate in Psychology at WMU  
 Doctorate in Sociology at University of New Mexico  
 Doctorate in Sociology at WMU  
 Masters in Counseling Psychology at WMU  
 Masters in Health Informatics at Kent State University  
 Masters in Social Work at Wayne State University  
 Masters in Social Work at WMU  
 Masters in Sociology at WMU

# Spanish

**90% of undergraduate and 78% of graduate degree recipients were actively engaged.**

	Undergraduate		Graduate	
	count	percent	count	percent
<b>Actively Engaged</b>	<b>18</b>	<b>90%</b>	<b>7</b>	<b>78%</b>
Employed full time	14	70%	4	44%
Continuing education	3	15%	3	33%
Military service	1	5%		
<b>Not Actively Engaged</b>	<b>2</b>	<b>10%</b>	<b>2</b>	<b>22%</b>
Looking for work	2	10%	1	11%
Personal commitments			1	11%

## Full-time Employment

- Median salary for all degrees was \$35,000 to \$40,000 (11 responses).
- 94% were employed in Michigan.
- 69% had a job related to their degree.
- 92% were satisfied with their job.

## Survey Population

This report includes data from students who majored in Spanish and Spanish: secondary education.

	Graduates	Responses	
All degrees	40	29	(73%)
Bachelor's	28	20	(71%)
Master's	14	9	(64%)

## Job Titles and Employers

Career Navigator at Michigan Works  
 Client Services Coordinator at AmeriCorps  
 Clinical Coordinator at Consultants in Ophthalmic and Facial Plastic Surgery  
 Community Resource Advisor at Gryphon Place  
 Education and Mentorship Coordinator at Boys and Girls Club of Kalamazoo  
 Fund Development Manager at El Concilio  
 General Education Teacher at Comstock Schools  
 Public Health Educator at Calhoun County Health Department

Sales Administrative Assistant at Capital Custom Homes  
 Sales Development Representative at Level Data  
 Sales Support Specialist at United Shore  
 Senior Segmentation Analyst at Aerotek  
 Spanish/History Teacher at Pittsford High School and Jackson College  
 Teacher at West Ottawa Public Schools  
 Unit Secretary at Spectrum Health  
 US Army Officer at U.S. Army

## Continuing Education

Doctorate in Comparative Literature at Binghamton University  
 Doctorate in Spanish at University of Ottawa

Masters in Marketing Research at MSU  
 Masters in Social Work at WMU

"The Spanish department is very close-knit, welcoming, and supportive."

# Statistics

**86% of undergraduate and 88% of graduate degree recipients were actively engaged.**

	Undergraduate		Graduate degrees	
	count	percent	count	percent
<b>Actively Engaged</b>	<b>6</b>	<b>86%</b>	<b>22</b>	<b>88%</b>
Employed full time	3	43%	13	52%
Employed part time	1	14%		
Continuing education	1	14%	9	36%
Military service	1	14%		
<b>Not Actively Engaged</b>	<b>1</b>	<b>14%</b>	<b>3</b>	<b>12%</b>
Looking for work	1	14%	3	12%


## Full-time Employment

- Median salary for all degrees was \$55,000 to \$60,000 (13 responses).
- 19% were employed in Michigan.
- 100% had a job related to their degree.
- 79% were satisfied with their job.

## Survey Population

This report includes data from students who majored in applied statistics, biostatistics, data science, statistics.

	Graduates	Responses	
All degrees	36	32	(89%)
Bachelor's	9	7	(78%)
Master's	12	10	(83%)
Doctoral	2	2	(100%)
Certificate	13	13	(100%)



**Geeti Borgohain**  
**Master of Science in data science, 2019**  
**Engineer at Cisco**

"Having an internship and performing well and proving yourself in the internship is of utmost importance. It helps you land a job immediately once you graduate, and as an international student that is very important. You need to make right contacts during your internship. These help you secure your future so you can do the job you have always wanted to do."

# Statistics

## Job Titles and Employers

Assistant Data Analyst at Lansing Community College  
Assistant Data Scientist at Methods Consultants  
Associate Lecturer at University of Massachusetts Boston  
Data Analyst at ASRC Federal  
Founder and Principal at Kiaer Research  
Instructor at Western Washington University  
Junior Statistician at Cormac  
Operations Research Analyst, 2nd Lt at Air Force  
Postdoctoral Fellow at National Institute on Drug Abuse  
Reporting Analyst at DISH Network  
Visiting Assistant Professor at James Madison University

## Continuing Education

Certificate in Applied Statistics at WMU  
Doctorate in Accountancy at University of Cincinnati  
Doctorate in Educational Research at University of Alabama  
Doctorate in Evaluation, Measurement, and Research at WMU  
Masters in Applied and Computational Math at WMU  
Masters in Statistics at WMU

**Ida Marie Alcantara**  
**Ph.D. in statistics, 2020**  
**Instructor at Western Washington University**

"What helped me prepare for my career as an educator was the Graduate Student Teaching Intensive and WMU Signature. The seminars and trainings I attended enhanced my ability to teach, and develop my own techniques in teaching."



**Jacob Culver**  
**Master of Science in statistics, 2020**  
**Associate Data Scientist at Methods Consultants of Ann Arbor**

"I had an internship at Consumers Energy in the IT department. The internship allowed me to use some of the content and skills that I had learned during my first year of my graduate program. It also forced me to learn new skills, gave me perspective on collaboration in the workplace, and insights into my strengths and weaknesses. I believe the internship with Consumers was one of the best decisions I made for my career and was the reason I was given many interviews."



# World Languages and Literatures

**86% of degree recipients were actively engaged.**

	count	percent
<b>Actively Engaged</b>	<b>12</b>	<b>86%</b>
Employed full time	7	50%
Continuing education	5	36%
<b>Not Actively Engaged</b>	<b>2</b>	<b>14%</b>
Looking for work	2	14%

## Full-time Employment

- 50% were employed in Michigan.
- 50% had a job related to their degree.
- 75% were satisfied with their job.

"I loved the French program! I got to connect with my professors."

## Job Titles and Employers

Benefits Specialist at Liberty National  
News Correspondent at Kyodo News  
Reservations Agent at Sirata Beach Resort  
Sales Representative at Daitron Incorporated  
Underwriter II at United Wholesale Mortgage

## Continuing Education

Bachelors in Health Administration at Western Governor's University  
Masters in French and Francophone Studies at Boston College  
Masters in History at WMU  
Doctorate in Law at Indiana University

## Survey Population

This report includes data from students who majored in French, German, Japanese, and Latin.

	Graduates	Responses	
Bachelor's	19	14	(74%)



### Hannah Vinande

**Bachelor of Arts in French language and literature, 2020**  
**Teaching Fellow and Master's Student at Boston College**

"My experience with the study abroad program in Besançon, France was critical to my time at WMU. It increased my skills in French at least 10-fold and helped my come into my own as a person outside of academics."





**WESTERN MICHIGAN UNIVERSITY**  
College of Aviation

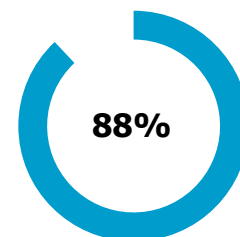
## College of Aviation

Aviation Flight Science .....	61
Aviation Management and Operations .....	63
Aviation Technical Operations.....	64

# Aviation

## Post-Graduation Activity

**88%** of all Aviation graduates were actively engaged.



	count	percent
<b>Actively Engaged</b>	<b>74</b>	<b>88%</b>
Employed full time	59	70%
Employed part time	4	5%
Continuing education	8	10%
Military service	3	4%
<b>Not Actively Engaged</b>	<b>10</b>	<b>12%</b>
Looking for work	10	12%

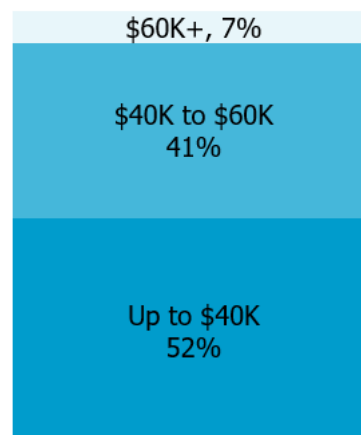
## Survey Population

The Post-Graduation Activity Survey was sent to all of the 131 students who earned a degree from the College of Aviation between August 2019 and June 2020.

	Graduates	Responses
Bachelor's degrees	131	84 64%

## Salary Ranges for Full-Time Employment

Number of Responses: 27	
25 <sup>th</sup> percentile	<b>\$20,000-\$25,000</b>
50 <sup>th</sup> percentile	<b>\$30,000-\$35,000</b>
75 <sup>th</sup> percentile	<b>\$40,000-\$45,000</b>



# Aviation

## Full-time Employment

- **Median salary** for undergraduate degree recipients in the College of Aviation was **\$30,000-\$35,000** (27 responses).
- **63%** had a job in **Michigan**.
- **93%** had a job **related** to their degree.
- **84%** were **satisfied** with their job.

## Top Employers of Aviation Graduates

AAR	Detroit Metro Airport	Kalitta Air	U.S. Air Force
Atlantic Aviation	Dynamic Aviation	Louisville Regional Airport	U.S. Army National Guard
Cherry Capital Airport	Envoy Air	North Country Aviation	Williams Aerial and Mapping
Delta Airlines Global Services	Gary Chicago Airport	Pentastar Aviation	WMU

## Continuing Education

- **10%** of Aviation respondents are pursuing further education after graduating from WMU.
- After graduation, 57% are pursuing a certification program, 29% masters, and 14% additional classes.

## Experiential Education

- **41%** had an internship, co-op, practicum, or field experience where they applied what they were learning in the classroom.
- **44%** had a job where they applied what they were learning in the classroom.
- **42%** worked on a project that took a semester or more to complete.
- **65%** were very active in extracurricular activities and organizations.

**89%**  
of aviation  
graduates  
completed at least  
one experiential  
education activity

## Top Internship Employers

AAR Corp	Lee County Port Authority
Air Trek Charters	Masco
Battle Creek Executive Airport	Stryker
David Wayne Hooks Airport	United Airlines
Delta Air Lines	W.K. Kellogg Airport
Duncan Aviation	WMU

## Experiences at WMU

- **95%** had at least one instructor who made them excited about learning.
- **86%** felt that their instructors cared about them as a person.
- **67%** had a mentor who encouraged them to pursue their goals and dreams.
- **88%** said that their education and experience as a student at WMU prepared them for their profession.

# Aviation Flight Science

**89% of degree recipients were actively engaged.**

	count	percent
<b>Actively Engaged</b>	<b>34</b>	<b>89%</b>
Employed full time	25	66%
Employed part time	4	10.5%
Continuing education	4	10.5%
Military service	1	2%
<b>Not Actively Engaged</b>	<b>4</b>	<b>11%</b>
Looking for work	4	11%

## Full-time Employment

- Median salary was \$25,000 to \$30,000 (13 responses).
- 70% were employed in Michigan.
- 95% had a job related to their degree.
- 77% were satisfied with their job.

## Survey Population

	Graduates	Responses
Bachelor's	63	38 (60%)



**John Bartolic**

**Bachelor of Science in aviation flight science, 2019**  
**First Officer at Envoy Air**

"I was a flight instructor at the WMU College of Aviation. I not only learned how to effectively teach and communicate in a dynamic environment but also I honed my flying skills for my future career."

# Aviation Flight Science

## Job Titles and Employers

Airline Pilot Trainee at Saudia  
Certified Flight Instructor at WMU  
Combat Pilot Trainee at U.S. Air Force  
First Officer at Envoy Air  
Flight Instructor at Northwestern Michigan College  
Flight Instructor at OpenAir Flight Training  
Flight Instructor at SkyWalker Flying  
Flight Resource Manager at Vision Air Center  
Line Service Technician at Atlantic Aviation  
Pilot First Officer at Dynamic Aviation  
Service Technician at North Country Aviation  
Station Agent at Envoy Air  
Survey Pilot at Williams Aerial and Mapping

"The faculty in the college care a lot about your success!"

## Continuing Education

Certification in Aviation at Crosswinds Aviation



**Melanie Hight**  
**Bachelor of Science in aviation flight science, 2019**  
**Certificated Flight Instructor at OpenAir Flight Training**

"I applied for just about every internship that became available- specifically in corporate aviation departments. My experiences with those internships by far had the most impact on the way I saw the rest of my career unfolding. In addition to three different internships, I worked at the College of Aviation as a student dispatcher, and also at the Kalamazoo airport as a ramp agent for United. All of these experiences are what truly made my experience at WMU valuable. I believe that to get out there and see what the 'real world' has to offer firsthand is the best way to launch a successful career."

# Aviation Management and Operations

## 86% of degree recipients were actively engaged.

	count	percent
<b>Actively Engaged</b>	<b>37</b>	<b>86%</b>
Employed full time	31	72%
Continuing education	4	9%
Military service	2	5%
<b>Not Actively Engaged</b>	<b>6</b>	<b>14%</b>
Looking for work	6	14%

## Full-time Employment

- Median salary was \$40,000 to \$45,000 (14 responses).
- 64% were employed in Michigan.
- 87% had a job related to their degree.
- 83% were satisfied with their job.

"The curriculum helped me learn more about the job field, while the people I met along the way will be my lifetime friends."

## Survey Population

	Graduates	Responses
Bachelor's	62	43 (69%)

## Job Titles and Employers

Airport Operations Specialist at Louisville Regional Airport Authority  
 Customer Service Agent at Envoy Air  
 Flight Follower at Pentastar Aviation  
 Flight Instructor at SkyWalker Flying  
 Ground Ops Planner at Atlas Air  
 Guest Service/Gate Agent at Airport Terminal Services  
 Lieutenant at U.S. Air Force  
 Line Technician at Avflight Corporation  
 Military Police Officer at U.S. Army National Guard

Operational Officer at Gary Chicago International Airport  
 Operations Specialist at Louisville Regional Airport Authority  
 Operations Supervisor at Cherry Capital Airport  
 Project Engineer at Alston Construction  
 Ramp Agent at Delta Airlines Global Services  
 Ramp Agent at Detroit Metro Airport  
 Squad Leader at U.S. Army  
 Strategic Sourcing and Supplier Development at AAR Corp  
 Survey Pilot at Williams Aerial and Mapping

## Continuing Education

Masters in Business Administration at Lynn University  
 Masters in Public Administration at WMU

# Aviation Technical Operations

**88% of degree recipients were actively engaged.**

	count	percent
<b>Actively Engaged</b>	<b>7</b>	<b>88%</b>
Employed full time	6	75%
Continuing education	1	13%
<b>Not Actively Engaged</b>	<b>1</b>	<b>13%</b>
Looking for work	1	13%

## Full-time Employment

- 25% were employed in Michigan.
- 100% had a job related to their degree.
- 100% were satisfied with their job.

## Job Titles and Employers

Aircraft Mechanic at ACE Aircraft Cylinders and Engines  
Airframes and Power Plant Mechanic at Kalitta Air  
Mechanic at Ginop Sales  
Physics Tutor at Numerade  
Support Technician at AAR  
Wind Turbine Technician at Aristeo Construction

## Survey Population

	Graduates	Responses
Bachelor's	13	8 (62%)

"The aviation program gave me the tools I need to succeed in the industry."





**WESTERN MICHIGAN UNIVERSITY**

College of Education  
and Human Development

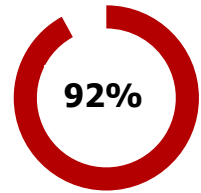
# College of Education and Human Development

Athletic Training, Coaching, Physical Education .....	70
Counseling Psychology .....	71
Counselor Education.....	72
Dietetics .....	73
Educational and Instructional Technology.....	74
Educational Leadership.....	75
Educational Leadership: Higher Ed and Student Affairs...	76
Educational Leadership: K12.....	77
Elementary Education.....	78
Evaluation, Measurement, and Research.....	79
Exercise Science.....	80
Family and Consumer Sciences.....	81
Family Science.....	82
Fashion Merchandising and Design .....	83
Interior Design.....	84
Literacy Studies .....	85
Organizational Change Leadership .....	86
Recreation .....	87
Special Education.....	88
Teaching, Learning, and Educational Studies.....	89
Workforce Education and Development .....	90

# Education and Human Development

## Post-Graduation Activity

**92%** of all Education and Human Development graduates were actively engaged.



	All degrees		Undergraduate		Graduate degrees	
	count	percent	count	percent	count	percent
<b>Actively Engaged</b>	<b>516</b>	<b>92%</b>	<b>223</b>	<b>88%</b>	<b>293</b>	<b>95%</b>
Employed full time	417	75%	159	63%	258	84%
Employed part time	15	3%	10	4%	5	2%
Continuing education	80	14%	53	21%	27	9%
Military service	3	1%			3	1%
Volunteering full time	1	0.2%	1	0.4%		
<b>Not Actively Engaged</b>	<b>43</b>	<b>8%</b>	<b>29</b>	<b>12%</b>	<b>14</b>	<b>5%</b>
Looking for work	38	7%	26	10%	12	4%
Personal commitments	5	1%	3	2%	2	1%

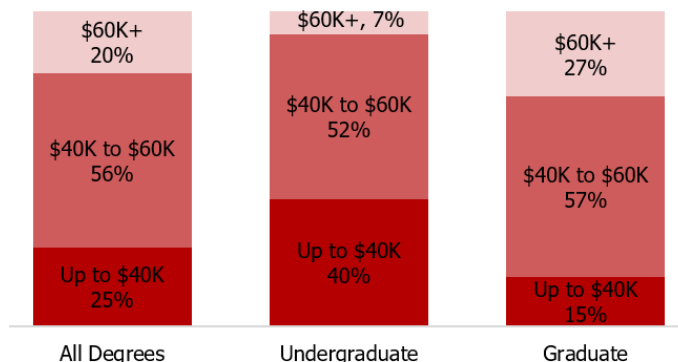
## Survey Population

The Post-Graduation Activity Survey was sent to all of the 783 students who earned a degree from the College of Education and Human Development between August 2019 and June 2020.

	Graduates	Responses	
<b>All CEHD</b>	<b>783</b>	<b>559</b>	<b>71%</b>
Bachelor's	388	252	65%
Master's	343	262	76%
Doctoral	46	39	85%
Postbaccalaureate Certificate	6	6	100%

## Salary Ranges for Full-Time Employment

	25 <sup>th</sup> percentile	50 <sup>th</sup> percentile	75 <sup>th</sup> percentile	Responses
<b>All CEHD</b>	<b>\$35,000-\$40,000</b>	<b>\$40,000-\$45,000</b>	<b>\$50,000-\$55,000</b>	<b>218</b>
Undergraduate	\$25,000-\$30,000	\$35,000-\$40,000	\$40,000-\$45,000	82
Graduate	\$35,000-\$40,000	\$45,000-\$50,000	\$55,000-\$60,000	136



# CEHD – All Degrees

## Full-time Employment

- **Median salary** was **\$40,000-\$45,000** (218 responses).
- **85%** had a job in **Michigan**.
- **91%** had a job **related** to their degree.
- **87%** **were satisfied with their job**.

## Top Employers

Addiction Treatment Services	Grand Rapids Public Schools	Lakeview School District	Stryker
Battle Creek Public Schools	Gull Lake Community Schools	Lansing School District	Sturgis Public Schools
Berrien RESA	Hamtramck Public Schools	Lifeologie Counseling	Summit Pointe
Bronson	Harper Creek Schools	MI Department of Health and Human Services	University of Michigan
Byron Center Public Schools	Hopkins Public Schools	Network 180	Vicksburg Schools
Child and Family Psychological Services	Kalamazoo College	Niles Community Schools	Wayne State University
Community Healing Center	Kalamazoo Public Schools	Plainwell Community Schools	West MI Counseling and Psychological Services
Comstock Public Schools	Kent ISD	Portage Public Schools	WMU
D.A. Blodgett	Kentwood Public Schools	Rockford Public Schools	YMCA
Dearborn Public Schools	KRESA		

## Continuing Education

- **14%** of Education and Human Development respondents are pursuing further education after graduating from WMU.
- After graduation, 64% are pursuing master's degrees, 26% doctoral, 4% professional schools, 4% certification programs, 1% additional classes, and 1% bachelor's degrees.
- 65% are continuing education at WMU, and the remaining 35% will attend 22 different institutions.

## Experiential Education

- **86%** had an internship, co-op, practicum, or field experience where they applied what they were learning in the classroom.
- **80%** had a job where they applied what they were learning in the classroom.
- **60%** worked on a project that took a semester or more to complete.
- **37%** were very active in extracurricular activities and organizations.

**98%**  
**of education and human development graduates completed at least one experiential education activity**

## Top Internship Employers

Ascension	Grand Rapids Public Schools	Kalamazoo Public Schools	Parchment Public Schools
Auro Physical Therapy	Gull Lake Community Schools	KVCC	Pigeon Mountain Primary
Bethany Christian Services	Harper Creek Schools	Kellogg Community College	Portage Public Schools
Bronson	Harrison Park Elementary	KRESA	Spectrum Health
Cheff Therapeutic Center	Kalamazoo Autism Center	NovaCare Rehabilitation	WMU
Comstock Public Schools	Kalamazoo College	Otsego Public Schools	YWCA

## Experiences at WMU

- **99%** had at least one instructor who made them excited about learning.
- **95%** felt that their instructors cared about them as a person.
- **77%** had a mentor who encouraged them to pursue their goals and dreams.
- **93%** said that their education and experience as a student at WMU prepared them for their profession.

# CEHD – Undergraduate

## Full-time Employment

- **Median salary** for undergraduate degree recipients in CEHD was **\$35,000-\$40,000** (82 responses).
- **88%** had a job in **Michigan**.
- **89%** had a **job related** to their degree.
- **89%** were **satisfied** with their job.

## Top Employers


Battle Creek Public Schools  
Comstock Public Schools  
EDUStaff

J.Crew  
Kalamazoo Public Schools  
Sturgis Public Schools  
YMCA

## Experiential Education

- **95%** had an internship, co-op, practicum, or field experience where they applied what they were learning in the classroom.
- **68%** had a job where they applied what they were learning in the classroom.
- **47%** worked on a project that took a semester or more to complete.
- **46%** were very active in extracurricular activities and organizations.

**99%**  
**of education and  
human development  
undergraduates  
completed at least  
one experiential  
education activity**



## Experiences at WMU

- **100%** had at least one instructor who made them excited about learning.
- **94%** felt that their instructors cared about them as a person.
- **76%** had a mentor who encouraged them to pursue their goals and dreams.
- **91%** said that their education and experience as a student at WMU prepared them for their profession.

"The college of education has incredible, dedicated, and passionate team members. I loved all my professors. They made my learning meaningful."

# CEHD – Graduate

## Full-time Employment

- **Median salary** for graduate degree recipients in CEHD was **\$45,000-\$50,000** (136 responses).
- **84%** had a job in **Michigan**.
- **92%** had a **job related** to their degree.
- **85%** were **satisfied** with their job.

## Top Employers

Addiction Treatment Services  
Battle Creek Public Schools  
Byron Center Public Schools  
Child and Family Psychological  
Services  
Community Healing Center  
D.A. Blodgett  
Dearborn Public Schools  
Grand Rapids Public Schools  
Hamtramck Public Schools


Kalamazoo College  
Kalamazoo Public Schools  
Kent ISD  
Kentwood Public Schools  
KRESA  
Lifeologie Counseling  
Network 180  
Niles Community Schools  
Portage Public Schools

Rockford Public Schools  
Stryker  
Sturgis Public Schools  
Summit Pointe  
University of Michigan  
Vicksburg Community Schools  
Wayne State University  
West Michigan Counseling and  
Psychological Services  
WMU

## Experiential Education

- **78%** had an internship, co-op, practicum, or field experience where they applied what they were learning in the classroom.
- **90%** had a job where they applied what they were learning in the classroom.
- **72%** worked on a project that took a semester or more to complete.
- **28%** were very active in extracurricular activities and organizations.

**98%**  
**of education and  
human development  
graduate degree  
recipients completed  
at least one  
experiential education  
activity**



## Experiences at WMU

- **98%** had at least one instructor who made them excited about learning.
- **95%** felt that their instructors cared about them as a person.
- **77%** had a mentor who encouraged them to pursue their goals and dreams.
- **94%** said that their education and experience as a student at WMU prepared them for their profession.

"Faculty were there to help you learn and succeed in your future career. I have made many valuable connections that will last a lifetime."

# Athletic Training, Coaching, Physical Ed

**100% of undergraduate and 100% of graduate degree recipients were actively engaged.**

	Undergraduate		Graduate degrees	
	count	percent	count	percent
<b>Actively Engaged</b>	<b>5</b>	<b>100%</b>	<b>8</b>	<b>100%</b>
Employed full time	2	40%	7	88%
Continuing education	3	60%	1	12%

## Full-time Employment

- 71% were employed in Michigan.
- 100% had a job related to their degree.
- 100% were satisfied with their job.

## Survey Population

	Graduates	Responses	
All degrees	23	13	(57%)
Bachelor's	11	5	(45%)
Master's	12	8	(67%)

## Job Titles and Employers

Athletic Trainer at Hackett Catholic High School

Athletic Trainer at Hopkins Public Schools

Customer Service Representative at Kalamazoo Growlers Baseball Club

Director of True Lacrosse Detroit at True Lacrosse

Figure Skating Instructor at Niles Park District

Junior Varsity Head Coach at HV Girls Soccer

Physical Education Teacher at Sturgis Public Schools

Teacher at Kittatinny Regional High School

## Continuing Education

Doctorate in Educational Leadership at WMU

Masters in Kinesiology at Texas A&M

Masters in Public Health at University of Hawaii at Manoa

"My instructors taught me great things in the classroom to prepare me for the real world."



### Gina Cline

**Master of Science in coaching sport performance, 2019**  
**Figure Skating Coach and Assistant Skating Director**  
**at the Niles Park District**

"While this degree wasn't required for my current job as a coach, I am so happy that I did it. I would recommend this program to any coach of any sport. The professors I had cared about me and my progress in the program, and they understood my job as a coach, and we all supported each other."

# Counseling Psychology

**95% of degree recipients were actively engaged.**

	count	percent
<b>Actively Engaged</b>	<b>20</b>	<b>95%</b>
Employed full time	14	67%
Employed part time	1	5%
Continuing education	5	24%
<b>Not Actively Engaged</b>	<b>1</b>	<b>5%</b>
Personal commitments	1	5%

"I loved diversity and inclusivity at WMU. All my professors were great, and the program prepared me very well for my job. I am very grateful that my professors included multiculturalism in all of our courses."

## Full-time Employment

- Median salary was \$45,000 to \$50,000 (6 responses).
- 85% were employed in Michigan.
- 92% had a job related to their degree.
- 86% were satisfied with their job.

## Survey Population

	Graduates	Responses	
All degrees	31	21	(68%)
Master's	28	19	(68%)
Doctoral	3	2	(67%)

## Job Titles and Employers


Counseling Psychologist/Therapist at Pathways Psychological Associates  
Counselor at Summit Pointe  
Counselor at Wayne State University  
Counselor at West Michigan Counseling and Psychological Services  
Limited Licensed Psychologist at Lifeologie Counseling  
Probation Officer at Ministry of Justice in the Thai Government  
PSH Housing Specialist at Housing Resources Inc.  
Psychologist at Ohio University  
Psychologist at West Michigan Counseling and Psychological Services  
Psychotherapy Fellow at Psychiatric and Psychological Specialties  
Therapist at Lenawee Community Mental Health Authority

## Continuing Education

Certificate in Alcohol and Drug Abuse at WMU  
Doctorate in Counseling Psychology at WMU  
Doctorate in Counselor Education at WMU  
Doctorate in Psychology at Liberty University

**Jessy Gigowski**  
**Master of Arts in Counseling Psychology, 2019**  
**Therapist at The Family Therapy Place**

"The experience that had the biggest impact on my career were my experiences in my undergrad psychology courses that helped me realize what career path I wanted to take. In addition, the opportunity as a TA for an abnormal psychology class helped me find my passion for adolescents and mental health."





# Counselor Education

**98% of degree recipients were actively engaged.**

	count	percent
<b>Actively Engaged</b>	<b>46</b>	<b>98%</b>
Employed full time	45	96%
Continuing education	1	2%
<b>Not Actively Engaged</b>	<b>1</b>	<b>2%</b>
Looking for work	1	2%

## Full-time Employment

- Median salary was \$40,000 to \$45,000 (17 responses).
- 95% were employed in Michigan.
- 98% had a job related to their degree.
- 89% were satisfied with their job.

## Survey Population

	Graduates	Responses
All degrees	60	47 (78%)
Master's	56	44 (79%)
Doctoral	4	3 (75%)

## Job Titles and Employers

Access Center Clinician at Network 180  
Addiction and Substance Abuse Counselor at Victory Clinical Services  
Addiction Counselor at KPEP  
Adjunct Professor at Cornerstone University  
Advisor at Calvin University  
Assistant Professor at University of Texas  
Behavior Technician at Novel Responses  
Case Manager at Forest View Hospital  
Children's Crisis Response Clinician at Network 180  
Clinical Mental Health Counselor at D.A. Blodgett  
Clinician at Samaritas  
Counselor at Addiction Treatment Services  
Counselor at Anxiety Treatment Center  
Counselor at Catholic Human Services  
Counselor at Child and Family Psychological Services  
Counselor at Community Healing Center  
Counselor at Crawford County Health Department  
Counselor at Doorway to Self  
Counselor at Lakewood High School

Counselor at Meaningful Connections Counseling  
Counselor at Rochford Public Schools  
Counselor at Sanford House Addiction Treatment Centers  
Elementary School Counselor at Thornapple Kellogg Schools  
Home-based Therapist at Summit Pointe  
Independent Living Specialist at Disability Network  
LLP Counselor at Lifeologie Counseling  
Mental Health Therapist at Child and Family Psychological Services  
Outpatient Counselor at Health for Life Grand Rapids  
Rehabilitation Counselor at MI Rehabilitation  
School Counselor at Lakeview Public Schools  
School Counselor at Rockford Public Schools  
School Counselor at Wyoming Public Schools  
Sexual Assault Therapist at SafeCenter  
Team Lead at Follett Higher Education Group  
Therapist at Park Place Counseling Associates

## Continuing Education

Doctorate in Counseling Psychology at University of Northern Colorado

# Dietetics

**89% of degree recipients were actively engaged.**

	count	percent
<b>Actively Engaged</b>	<b>16</b>	<b>89%</b>
Employed full time	4	22%
Continuing education	12	67%
<b>Not Actively Engaged</b>	<b>2</b>	<b>11%</b>
Looking for work	2	11%

## Full-time Employment

- 67% were employed in Michigan.
- 100% had a job related to their degree.

## Job Titles and Employers

Dietetic Assistant at University of Michigan Medicine  
Education Coordinator at Fresh Food is Fun  
Member Services Representative at YMCA

## Continuing Education

Masters in Clinical Dietetics at Grand Valley State University  
Masters in Family and Consumer Sciences at WMU  
Masters in Nutrition and Dietetics at Auburn University  
Masters in Public Health at New York University  
Masters in Public Health Nutrition at Case Western Reserve University

## Survey Population

	Graduates	Responses
Bachelor's	23	18 (78%)

"The best thing about WMU are the staff who go above and beyond to help students."

# Educational and Instructional Technology

**100% of degree recipients were actively engaged.**

	count	percent
<b>Actively Engaged</b>	<b>7</b>	<b>100%</b>
Employed full time	5	71%
Continuing education	2	29%

## Full-time Employment

- 80% were employed in Michigan.
- 60% had a job related to their degree.
- 75% were satisfied with their job.

"I appreciated the community of people I met and formed meaningful connections with."

## Job Titles and Employers

Interventionist at Vicksburg Community Schools  
Middle School Math Teacher at Plainwell Community Schools  
Special Education Instructional Resources Coordinator at Kent ISD  
Teacher at Lake Orion Schools  
Teacher at Ministry of Education

## Continuing Education

Masters in Counselor Education at WMU  
Masters in Spirituality, Culture, and Health at WMU

## Survey Population

	Graduates	Responses	
All degrees	9	7	(78%)
Master's	8	6	(75%)
Certificate	1	1	(100%)

**Laura Chang**  
**Graduate Certificate in Educational Technology, 2019**  
**Interventionist at Vicksburg Community Schools**

"Make the most of the people around you. Ask for help, ask questions, and volunteer for additional time in your area of focus. You will get as much out of your educational program as you put into it. Don't take classes just to check them off the list. Completely immerse yourself in your learning in order to receive the best outcomes and opportunities for success."



# Educational Leadership

**88% of degree recipients were actively engaged.**

	count	percent
<b>Actively Engaged</b>	<b>22</b>	<b>88%</b>
Employed full time	19	76%
Employed part time	1	4%
Continuing education	1	4%
Military service	1	4%
<b>Not Actively Engaged</b>	<b>3</b>	<b>12%</b>
Looking for work	3	12%

"WMU instructors are passionate about students, realistic about expectations, and focused on practical learning experiences."

## Full-time Employment

- Median salary was \$40,000 to \$45,000 (12 responses).
- 58% were employed in Michigan.
- 89% had a job related to their degree.
- 77% were satisfied with their job.

## Survey Population

This report includes data from students in ed leadership: higher ed leadership, and ed leadership: organizational analysis.

	Graduates	Responses
All degrees	31	25 (81%)
Master's	12	9 (75%)
Doctoral	19	16 (84%)

## Job Titles and Employers

Academic Advisor at WMU  
Coordinator of Curriculum and Instruction at Battle Creek Public Schools  
Dean of Teaching and Learning at Mattawan Consolidated School  
Director of Academic Advising at WMU  
Director of Student Success Center at University of Michigan  
Director – Strategic Project and Service Management at WMU  
Eligibility Specialist at Michigan Department of Health and Human Services  
International Programs Coordinator at WMU

Language Coordinator at Instituto Tecnico Superior Comunitario  
Principal at Primaria Montessori of Santo Domingo  
Professional Development Director at ISFODOSU  
Project Coordinator at Seoul National University  
Rector at Universidad Eugenio María de Hostos  
Regional Program Coordinator at Williams Syndrome Association  
Registrar at Universidad Iberoamericana (UNIBE)  
Vice Chancellor at UFHEC University  
Vice President for Academic Affairs at Instituto Tecnológico de las Américas



**Julia Virginia Pimentel Jiménez**  
**Ph.D. in Educational Leadership, 2020**  
**Registrar at the Universidad Iberoamericana (UNIBE)**

"Persevere, no matter what. You need to focus and manage your time very precisely. It is very important to stay permanently in communication with your faculty."

# Educational Leadership: HESA

## 81% of degree recipients were actively engaged.

	count	percent
<b>Actively Engaged</b>	<b>21</b>	<b>81%</b>
Employed full time	17	66%
Continuing education	2	8%
Military service	2	8%
<b>Not Actively Engaged</b>	<b>5</b>	<b>19%</b>
Looking for work	5	19%

"Instructors are knowledgeable and passionate, and they foster classroom environment that promotes inclusiveness and empowerment."

## Full-time Employment

- Median salary was \$35,000 to \$40,000 (13 responses).
- 53% were employed in Michigan.
- 83% had a job related to their degree.
- 75% were satisfied with their job.

## Survey Population

	Graduates	Responses
All degrees	27	26 (96%)
Master's	26	25 (96%)
Certificate	1	1 (100%)

## Job Titles and Employers

88L Watercraft Engineer at U.S. Army  
Academic Advisor at Purdue University  
Admissions Counselor at Kent State University  
Admissions Counselor at WMU  
Associate Director at WMU  
Associate Director of Accreditation and Continuous Quality Improvement Initiatives at KVCC  
Campus Visit Specialist at New Mexico Highlands University  
Coordinator of Student Support and Event Planning at Kalamazoo College  
Manager of Recruitment and Outreach at WMU


Prevention Specialist at Preferred Family Healthcare  
Professional Academic Success Coach at University of Tennessee-Knoxville  
Recruiting and Admissions Coordinator at UofM  
Residence Hall Coordinator at CMU  
Residence Hall Director at University of Illinois  
Residence Life Coordinator at Ashland University  
Student Assistant Coach at WMU

## Continuing Education

Doctorate in Higher Education at Ohio University  
Masters in Counselor Education at WMU

### Anthony Perez, Master of Arts in educational leadership: HESA, 2020 Admission Counselor at Western Michigan University

"I had many mentors throughout my graduate experience that helped point me in the right direction. Dr. Ramona Lewis encouraged me to consider my career aspirations and review some of my past assignments to see what other areas of higher education I could work in. My internship with Louisiana State University gave me a unique experience with conference management and event planning. One of the most impactful individuals on my professional journey was Scot Conant, who mentored me during my time as the Recruitment and Outreach Specialist for the Department of Chemical and Paper Engineering. Scot helped me learn valuable skills that have become extremely helpful in navigating my first recruitment season in admissions."



# Educational Leadership: K12

**96% of degree recipients were actively engaged.**

	count	percent
<b>Actively Engaged</b>	<b>26</b>	<b>96%</b>
Employed full time	25	93%
Continuing education	1	4%
<b>Not Actively Engaged</b>	<b>1</b>	<b>4%</b>
Looking for work	1	4%

## Full-time Employment

- Median salary was \$50,000 to \$55,000 (18 responses).
- 82% were employed in Michigan.
- 96% had a job related to their degree.
- 74% were satisfied with their job.

## Job Titles and Employers

3rd Grade Teacher at Hastings Public Schools  
Assistant Principal at Rockford Public Schools  
Dean of Students at Kentwood Public Schools  
Director of Curriculum, Instruction, and Assessment at Niles Community Schools  
Director of School Improvement at Ottawa ISD  
ELA Teacher at Michigan City Schools  
High School Administrator at Grand Rapids Schools  
HIL Project Coordinator at WMU  
Principal at Saint Basil Catholic School  
Principal at National Heritage Academies  
School Director at CELP  
School Principal at Bávaro Innovation School  
Science Teacher at Byron Center Public Schools

Secondary Education Teacher at Quincy Community Schools  
Site Supervisor at KRESA  
Special Education Teacher at Berrien RESA  
Special Education Teacher at Martin Public Schools  
Student Support Specialist at Edwardsburg Public Schools  
Superintendent at Byron Center Public Schools  
Teacher at Hamtramck Public Schools  
Teacher at Jefferson Public Schools  
Teacher at Portage Public Schools  
Teacher Coordinator at Allentown Diocese

## Continuing Education

Doctorate in Educational Leadership at WMU

## Survey Population

	Graduates	Responses	
All degrees	30	27	(90%)
Master's	19	16	(84%)
Doctoral	11	11	(100%)

**Kelly Amshey**

**Ph.D. in K-12 Educational Leadership, 2019**  
**Assistant Principal at Rockford Public Schools**

"In my earliest college years, I had a zoology teacher who was so engaging and passionate that I wanted more science. Having previously planned to work in business, this was a departure from my long-standing plan. Ultimately, I ended up choosing science education as a profession. My years in the classroom were absolutely incredible. I was empowered by my colleagues and administrators, who encouraged me to challenge myself, continue learning, and explore leadership opportunities."





# Elementary Education

**86% of degree recipients were actively engaged.**

	count	percent
<b>Actively Engaged</b>	<b>42</b>	<b>86%</b>
Employed full time	40	82%
Employed part time	1	2%
Continuing education	1	2%
<b>Not Actively Engaged</b>	<b>7</b>	<b>14%</b>
Looking for work	7	14%

"I loved getting to know a new community who had similar interests and supported me along the way."

## Full-time Employment

- Median salary was \$35,000 to \$40,000 (26 responses).
- 86% were employed in Michigan.
- 97% had a job related to their degree.
- 100% were satisfied with their job.

## Survey Population

	Graduates	Responses
Bachelor's	71	49 (69%)

## Job Titles and Employers

2nd Grade Teacher at Kenowa Hills Public School  
3rd Grade Teacher at Comstock Public Schools  
4th Grade Teacher at Gull Lake Community Schools  
Assistant Teacher at Home Again  
Elementary School Teacher at KPS  
Elementary Teacher at Hudsonville Christian School  
Elementary Teacher at St. John's Public Schools  
General Education Teacher at Comstock Public Schools  
Kindergarten Teacher at Otsego Public Schools  
Kindergarten Teacher at St. Basil Catholic School  
Lead Teacher at Edison Environmental Science Academy

Sixth Grade Math Teacher at Novi Public Schools  
Teacher at Bellview Elementary School  
Teacher at Canton Charter Academy  
Teacher at Detroit Public Schools  
Teacher at Eastwood Elementary  
Teacher at Harper Creek Schools  
Teacher at Hazel Crest School District  
Teacher at Kalamazoo Public Schools  
Teacher at Lansing School District  
Teacher at Marshall Academy  
Teacher at Mendon Community Schools  
Teacher at St. Mary's Assumption Catholic School  
Teacher at West Ottawa Public Schools



**Jennifer Nitzel**  
**Bachelor of Science**  
**in education and human development, 2020**  
**Administrative Associate at Zoetis**

"Having the opportunity to take the Gallup Clifton Strengths was helpful in learning about myself and my strengths. Using my strength of harmony, I actively listen to the ideas and perspectives of colleagues. I see common threads which aid us in moving a project forward. My strength of discipline breaks down our team vision into manageable steps that benefit us in achieving our goals according to deadlines."



# Evaluation, Measurement, and Research

**83% of degree recipients were actively engaged.**

	count	percent
<b>Actively Engaged</b>	<b>5</b>	<b>83%</b>
Employed full time	4	67%
Continuing education	1	17%
<b>Not Actively Engaged</b>	<b>1</b>	<b>17%</b>
Looking for work	1	17%

## Full-time Employment

- 67% were employed in Michigan.
- 100% had a job related to their degree.
- 100% were satisfied with their job.

## Job Titles and Employers

Assistant Director of Research at WMU  
Founder and Principal at Kiaer Research  
Researcher at American Institute for Research

## Continuing Education

Doctorate in Evaluation, Measurement, and Research at WMU

## Survey Population

	Graduates	Responses
All degrees	6	6 (100%)
Master's	4	4 (100%)
Doctoral	2	2 (100%)

"Instructors are always ready to answer our questions and help us succeed."

# Exercise Science

**96% of undergraduate and 100% of graduate degree recipients were actively engaged.**

	Undergraduate		Graduate	
	count	percent	count	percent
<b>Actively Engaged</b>	<b>26</b>	<b>96%</b>	<b>9</b>	<b>100%</b>
Employed full time	9	33%	6	67%
Employed part time	2	7%		
Continuing education	15	56%	3	33%
<b>Not Actively Engaged</b>	<b>1</b>	<b>4%</b>		
Looking for work	1	4%		

## Full-time Employment

- 92% were employed in Michigan.
- 90% had a job related to their degree.
- 50% were satisfied with their job.

"I loved being able to meet new people and grow as a person both in and out of the classroom."

## Job Titles and Employers

Assistant Strength Coach at Scotland Campus  
Customer Service Representative at Kalamazoo Athletic Wellness  
Dance Instructor at The City of Holland  
Director of Dance at Kids Sport USA  
Exercise Specialist at Bronson

Facility Leader at Fit Body Boot Camp  
Fitness Staff at YMCA  
Medical Sales Representative at DiaMedical  
Physical Therapist at Encore Rehabilitation Services  
Rehabilitation Technician at ATI Physical Therapy

## Continuing Education

Doctorate in Chiropractic at Palmer College of Chiropractic  
Doctorate in Educational Leadership at WMU  
Doctorate in Exercise Physiology at Kent State University  
Doctorate in Kinesiology and Exercise Science at Oregon State University  
Doctorate in Physical Therapy at GVSU  
Doctorate in Physical Therapy at University of Colorado

Doctorate in Physical Therapy at University of Florida  
Doctorate in Physical Therapy at WMU  
Doctorate in Physician Assistant at North Dakota University  
Masters in Exercise Physiology at University of North Carolina  
Masters in Exercise Science at WMU  
Masters in Physician Assistant at WMU  
Masters in Sport Management at WMU

## Survey Population

	Graduates	Responses	
All degrees	76	36	(47%)
Bachelor's	63	27	(43%)
Master's	13	9	(69%)

"The best thing about WMU was being able to do an internship as part of my degree in my future professional field."

# Family and Consumer Sciences

**91% of undergraduate and 100 of graduate degree recipients were actively engaged.**

	Undergraduate		Graduate degrees	
	count	percent	count	percent
<b>Actively Engaged</b>	10	<b>91%</b>	13	<b>100%</b>
Employed full time	10	91%	10	77%
Employed part time			1	8%
Continuing education			2	15%
<b>Not Actively Engaged</b>	1	9%		
Looking for work	1	9%		

## Full-time Employment

- Median salary range for undergraduate degrees was \$35,000 to \$40,000 (7 responses).
- Median salary range for graduate degrees was \$35,000 to \$40,000 (6 responses).
- 83% were employed in Michigan.
- 87% had a job related to their degree.
- 85% were satisfied with their job.

## Job Titles and Employers

Assistant Manager at NEDS  
Assistant Volleyball Coach at Gwynedd Mercy Academy High School  
Certified Child Life Specialist at Primary Children's Hospital  
Clinical Dietitian at Bronson  
Family and Consumer Science Teacher at Sturgis Public Schools  
FCS Teacher at SJPS  
Foster Care Case Manager at Bethany Christian Services  
Nutrition Data Specialist at Kellogg's  
Placement Specialist-Child Welfare at D.A. Blodgett  
Prevention Coordinator at Ten16 Recovery Network  
Registered Dietitian at Mercy Health  
Senior Community Liaison at Livingston County Catholic Charities  
Teacher at District 211

"The best thing about WMU was being exposed to new experiences that allowed me to go out of my comfort zone."

## Continuing Education

Certificate in Kinship Care Families at WMU

## Survey Population

	Graduates	Responses	
All degrees	32	24	(75%)
Bachelor's	12	11	(92%)
Master's	19	12	(63%)
Certificate	1	1	(100%)

# Family Science

**93% of degree recipients were actively engaged.**

	count	percent
<b>Actively Engaged</b>	<b>41</b>	<b>93%</b>
Employed full time	26	59%
Employed part time	2	5%
Continuing education	13	29%
<b>Not Actively Engaged</b>	<b>3</b>	<b>7%</b>
Looking for work	2	5%
Personal commitments	1	2%

"I was able to do my classes online while still working full time and being the sole supporter in my household."

## Full-time Employment

- Median salary for undergraduate degrees was \$30,00 to \$35,000 (17 responses).
- 96% were employed in Michigan.
- 88% had a job related to their degree.
- 78% were satisfied with their job.

## Survey Population

This report includes data from students who majored in child and family development, and family studies.

	Graduates	Responses
Bachelor's	72	44 (61%)

## Job Titles and Employers

ABA Technician at Gateway Pediatric Therapy  
Activity Coordinator at Lourdes Senior Community  
Assistant Director at Everyday Wonders  
Career Navigator at Michigan Works  
Child Protective Services Investigator at Michigan Department of Health and Human Services  
Children's Services Case Manager at Community Healing Center  
Court Advocate at HAVEN  
Crisis Counselor Team Leader at Gryphon Place  
Early Childhood Educator at Jewish Community Center of Greater Ann Arbor  
Early Childhood Operations and Project Specialist at Family Futures

Family Preservation Worker at Orchards Children's Services  
GSRP Lead Teacher at Battle Creek Public Schools  
Head Start Teacher at KRESA  
Lead Preschool Teacher at Little Sunshine's Playhouse  
Lead Teacher for Preschool at KinderCare  
Lead Toddler Teacher at Tutortime  
Lead Young 5's Teacher at Gilden Woods Early Care and Preschool  
Program Director at Foundation of Behavioral Resource  
Teacher at Livingston Educational Service Agency

## Continuing Education

Certification in Student Affairs in Higher Education at WMU  
Masters in Applied Behavior Analysis at MSU  
Masters in Applied Behavior Analysis at University of North Florida  
Masters in Counselor Education at WMU

Masters in Family and Consumer Sciences at WMU  
Masters in Social Work at GVSU  
Masters in Social Work at University of Michigan  
Masters in Social Work at Wayne State University  
Masters in Social Work at WMU  
Masters in Workforce Education at WMU

# Fashion Merchandising and Design

**88% of degree recipients were actively engaged.**

	count	percent
<b>Actively Engaged</b>	<b>22</b>	<b>88%</b>
Employed full time	20	80%
Employed part time	1	4%
Continuing education	1	4%
<b>Not Actively Engaged</b>	<b>3</b>	<b>12%</b>
Looking for work	3	12%

## Full-time Employment

- Median salary was \$35,000 to \$40,000 (8 responses).
- 85% were employed in Michigan.
- 81% had a job related to their degree.
- 63% were satisfied with their job.

## Survey Population

	Graduates	Responses
Bachelor's	32	25 (78%)

## Job Titles and Employers

Associate at Cottonseed Apparel  
Associate District Manager at ADP  
Business Analyst at Meijer  
Fashion Stylist at Shortstory  
Leasing Director at Choice Properties  
Operations Manager at David's Bridal  
Product Strategist at Rock Ventures  
Sales Associate/Assistant Buyer at Corey's Bootery  
Sales Manager at The Buckle

Sales/Social Media Assistant at Boutique Oz  
Screen Printer at Kalamazoo Sportswear  
Special Events and Marketing Coordinator at Big Brothers Big Sisters  
Store Manager at Aldo Group  
Stylist at Francesca's  
Visual Merchandiser at J.Crew  
Wardrobe Stylist at J.Crew

## Continuing Education

Masters in Entrepreneurship for Creatives at Columbia College Chicago



### Ashley Ostrowski

**Bachelor of Science in merchandising**

**Bachelor of Arts in public relations**

**Business Analyst at Meijer's Corporate**

"Learning how to look at things from an analytical standpoint has been the most helpful skill I have learned at WMU. Almost everything we do has data behind it, and can be analyzed to become more efficient. Having both the merchandising and public relations background has taught me how to look at the consumer cycle from a holistic standpoint, and better understand the consumer from start to finish. Going into WMU four years ago, I had no clue what I could do with a fashion degree. Through classwork, studying abroad, and my internship I was able to uncover my strengths and pick a career that utilized them - and is a whole lot of fun."

# Interior Design

**100% of degree recipients were actively engaged.**

	count	percent
<b>Actively Engaged</b>	<b>9</b>	<b>100%</b>
Employed full time	8	89%
Employed part time	1	11%

## Full-time Employment

- 88% were employed in Michigan.
- 100% had a job related to their degree.
- 100% were satisfied with their job.

## Job Titles and Employers

Assistant Teacher at A Touch of Home Childcare  
Facilities Planner at DTE Energy  
Interior Designer at Intersect Studio  
Interior Designer and Sales Support at MiEN Environments  
Interior Designer at Interstate Office Interiors  
Interior Designer at La-Z-Boy  
Office Planner at Lockheed Martin  
Project Technician at Seven Generations Architecture and Engineering

## Survey Population

	Graduates	Responses	
Bachelor's	10	9	(90%)



**Brooke Barlund**  
**Bachelor of Science in interior design, 2020**  
**Office Planner at Lockheed Martin Space**

"My senior year at WMU, I was an interior design intern at Eckert Wordell Architects in Kalamazoo. My internship helped prepare me for the industry by allowing me to gain real-world experience that you just can't get in a classroom. Without that experience, I would have been really lost as I entered the industry as an emerging designer."

# Literacy Studies

**100% of degree recipients were actively engaged.**

	count	percent
<b>Actively Engaged</b>	<b>37</b>	<b>100%</b>
Employed full time	34	92%
Continuing education	3	8%

"The best thing about WMU were the relationships I formed. While the learning is priceless, building a strong community opens up new possibilities for the future; people to collaborate with, network with, and share future learning opportunities."

## Full-time Employment

- Median salary was \$47,500 to \$52,500 (16 responses).
- 94% were employed in Michigan.
- 91% had a job related to their degree.
- 100% were satisfied with their job.

## Job Titles and Employers

1st Grade Teacher at Muskegon Public Schools  
3rd Grade Teacher at White Pigeon Schools  
4th Grade Teacher at Jennings Elementary  
8th Grade Teacher at Vicksburg Schools  
Bilingual Teacher at Dearborn Public Schools  
Elementary School Teacher at Dearborn Schools  
Elementary Teacher at Kalamazoo Public Schools  
English Teacher at Watervliet Public Schools  
ESL Teacher at Fordson High School  
ESL Teacher at Lakeview School District  
Faculty at Kellogg Community College  
Kindergarten Teacher at Mokena Elementary School  
Literacy Coach/ESL Teacher at Pansophia Academy  
Music Teacher at West Michigan Academy of Arts and Academics

Reading Specialist at Centreville Public Schools  
Reading Specialist at Ludington Area School District  
Teacher at Bangor Public Schools  
Teacher at Cathedral High School  
Teacher at Coopersville Area Public Schools  
Teacher at Dearborn Public Schools  
Teacher at Hamtramck Public Schools  
Teacher at Harper Creek Schools  
Teacher at Kalamazoo Public Schools  
Teacher at Niles Community Schools  
Teacher at Parchment School District  
Teacher at Portage Public Schools  
Teacher at Sturgis Public Schools  
Teacher at Union City Middle School  
Title I Interventionist at Portage Public Schools

## Continuing Education

Doctorate in Educational Leadership at WMU  
Masters in Special Education at WMU  
Masters in Teaching at WMU

## Survey Population

This report includes data from students in literacy studies, and teaching English to speakers of other languages.

	Graduates	Responses
Master's	50	36 (72%)



# Organizational Change Leadership

100% of degree recipients were actively engaged.

	count	percent
<b>Actively Engaged</b>	11	<b>100%</b>
Employed full time	11	100%

## Full-time Employment

- Median salary was \$57,500 to \$62,500 (8 responses).
- 100% were employed in Michigan.
- 67% had a job related to their degree.
- 75% were satisfied with their job.

## Job Titles and Employers

Administrative Assistant at WMU  
Compensation Analyst at WMU  
Crisis Line Coordinator at Turning Point  
HR Partner at FCA Fiat Chrysler Automotive  
Human Resources Generalist at Parker Hannifin  
Human Resources Manager at Brooks Utility Products  
Learning and Development Coordinator at Rivian Automotive

## Survey Population

	Graduates	Responses	
Master’s	11	11	(100%)

“The best thing about WMU were the projects we did in the program and how they were transferable to real life work situations.”

# Recreation

**81% of undergraduate and 100% of graduate degree recipients were actively engaged.**

	Undergraduate		Graduate	
	count	percent	count	percent
<b>Actively Engaged</b>	<b>25</b>	<b>81%</b>	<b>17</b>	<b>100%</b>
Employed full time	16	52%	16	94%
Employed part time	2	7%		
Continuing education	6	19%	1	6%
Volunteering full time	1	3%		
<b>Not Actively Engaged</b>	<b>6</b>	<b>19%</b>		
Looking for work	6	19%		

"I met a mentor who cared about me as a person and gave me great advice on life."

## Full-time Employment

- Median salary for undergraduate degrees was \$30,000 to \$35,000 (6 responses).
- Median salary for graduate degrees was \$40,000 to \$45,000 (7 responses).
- 75% were employed in Michigan.
- 81% had a job related to their degree.
- 93% were satisfied with their job.

## Survey Population

This report includes data from students who majored in recreation, recreation management, and sport management.

	Graduates	Responses	
All degrees	67	48	(72%)
Bachelor's	44	31	(70%)
Master's	23	17	(74%)

## Job Titles and Employers

Academic Advisor at WMU  
 Afloat Recreation Specialist at U.S. Navy  
 Assistant Athletic Director at Grace Christian University  
 Assistant Athletic Director at WMU  
 Assistant Baseball Coach at Kalamazoo College  
 Assistant Basketball Coach at WMU  
 Assistant Manager at Gull Lake View Golf Resort  
 Athletics Ticket Manager at Penn High School  
 Coordinator at Natural Sciences and Mathematics Department at Madonna University  
 Coordinator at University of Notre Dame

Defensive Tackles Coach at Wayne State University  
 ESS Job Coach and Athletics Coach at Holland Christian High School  
 Global Trade Analyst at Stryker  
 Goaltending Development Coach at Future Pro  
 Marketing Coordinator at Auto Body Xperts  
 Project Technician at Mj White  
 Senior Marketing Specialist at WMU  
 Stadium Operations at Augusta Green Jackets Professional Baseball  
 Student Services Representative at WMU  
 Vendor Relations Specialist at Quicken Loans

## Continuing Education

Masters in Higher Education at Grand Valley State University  
 Masters in Sport Administration at Georgia State University  
 Masters in Sport Management at WMU

**John McNeal**  
**Master of Arts in sport management, 2020**  
**Afloat Recreation Specialist at Department of Defense, U.S. Navy**

"Find the one thing that makes you happy; embrace it. Make sure that if you have an internship that you find joy each day. If you have a hard time finding joy in what you do, really take the time to focus and narrow it down. It is not easy to choose a career, but if you find that joy, look for a mentor in that field. Ask all the questions that you have and really solidify your decision."



# Special Education

**80% of undergraduate and 100% of graduate degree recipients were actively engaged.**

	Undergraduate		Graduate	
	count	percent	count	percent
<b>Actively Engaged</b>	<b>12</b>	<b>80%</b>	<b>17</b>	<b>100%</b>
Employed full time	12	80%	14	82%
Employed part time			1	6%
Continuing education			2	12%
<b>Not Actively Engaged</b>	<b>3</b>	<b>20%</b>		
Looking for work	3	20%		

## Full-time Employment

- Median salary for undergraduate degrees was \$35,000 to \$40,000 (8 responses).
- Median salary for graduate degrees was \$45,000 to \$50,000 (7 responses).
- 91% were employed in Michigan.
- 96% had a job related to their degree.
- 100% were satisfied with their job.

## Job Titles and Employers

BCBA at Oxford Recovery Center  
 ECSE Teacher at Harper Woods Public Schools  
 EI Teacher at Wayne Westland Community Schools  
 Intervention Specialist at Caledonia Schools  
 Multi-Tiered System of Support District Coordinator  
 at Portage Public Schools  
 Reading Intervention Teacher at South Haven  
 Public Schools  
 Special Education Coordinator at Vicksburg  
 Community Schools  
 Special Education Teacher at Berrien RESA  
 Special Education Teacher at EUPISD Learning  
 Center  
 Special Education Teacher at Gull Lake Schools

Special Education Teacher at Ionia County ISD  
 Special Education Teacher at Plainwell Schools  
 Special Education Teacher at Star International  
 Academy  
 Teacher at Hopkins Public Schools  
 Teacher at Kalamazoo Public Schools  
 Teacher at McCarthy Teszler School  
 Teacher at Portage Public Schools  
 Teacher at Waterford School District  
 Teacher at Western Michigan Islamic Center  
 Teacher for the Visually Impaired and O&M  
 Specialist at KRESA  
 Teacher of the Blind and Visually Impaired at  
 Francis Howell School District

## Continuing Education

Masters in Special Education at WMU

## Survey Population

	Graduates	Responses	
All degrees	41	32	(78%)
Bachelor's	19	15	(79%)
Master's	14	11	(79%)
Doctoral	6	4	(67%)
Certificate	2	2	(100%)

"The best thing about WMU was the amount of field experience that was part of my program."

# Teaching, Learning, and Educational Studies

**93% of degree recipients were actively engaged.**

	count	percent
<b>Actively Engaged</b>	<b>26</b>	<b>93%</b>
Employed full time	23	82%
Employed part time	1	4%
Continuing education	2	7%
<b>Not Actively Engaged</b>	<b>2</b>	<b>7%</b>
Personal commitments	2	7%

"The best thing about WMU were the discussions and classes with teachers who cared and loved to debate ideas related to the field of education."

## Full-time Employment

- Median salary was \$45,000 to \$50,000 (11 responses).
- 100% were employed in Michigan.
- 100% had a job related to their degree.
- 91% were satisfied with their job.

## Survey Population

This report includes data from students who majored in practice of teaching, and educational foundations.

	Graduates	Responses
Master's	41	28 (68%)

## Job Titles and Employers

5th Grade Teacher at Schoolcraft Middle School  
Early Childhood Consultant at Kent ISD  
Early Childhood Specialist at Tuscola ISD  
Early Childhood Support Specialist at St. Joseph County ISD

ECSE Teacher at Grand Rapids Public Schools

Educator at Kalamazoo Public Schools

GSRP Lead Teacher at Van Buren ISD

Instructor at Wofford College

Quality Improvement Consultant and Infant

Toddler Specialist at 4C of the UP

Quality Improvement Consultant at Great Start to Quality

Science Teacher at Lansing School District

## Continuing Education

Doctorate in Special Education at WMU

Special Education Teacher at Comstock Public Schools

Teacher at Battle Creek Public Schools

Teacher at Grand Ledge Public Schools

Teacher at Hudsonville Early Childhood Center

Teacher at Lincoln College Prep Academy

Teacher at Pickford Public Schools

Teacher at Rockford Public Schools

Teacher at Timberland Charter Academy

Teacher at White Lake Area Community Schools

Teacher at Zeeland Christian School

Training and Technical Assistance Manager at Early Learning Neighborhood Collaborative

**Sommer Jabbar**  
**Master of Arts in practice of teaching, 2019**  
**Diversity, Equity, and Inclusion Coordinator**  
**at the Kent Intermediate School District**

"I have sat at many tables, been in many rooms, attended numerous trainings where no one looked like me. I want to be able to show children, adults, teachers, the community that you can be anything you wish to be, you can do anything your heart desires. Sometimes, you will have to be the trailblazer for a new normal."



# Workforce Education and Development

100% of graduate degree recipients were actively engaged.

	count	percent
Actively Engaged	7	100%
Employed full time	7	100%

## Full-time Employment

- Median salary range for all degrees was \$40,000 to \$45,000 (5 responses).
- 100% were employed in Michigan.
- 100% had a job related to their degree.
- 100% were satisfied with their job.

## Job Titles and Employers

Business Teacher at Lakeview School District  
CTE Specialist – Child and Family Care at Kent ISD  
CTE Teacher – Health Science at L’Anse Creuse Public Schools  
Family and Consumer Science Teacher at St. Johns High School  
High School Teacher at Allegan Public Schools  
Teacher at Kentwood Public Schools  
Teacher at Romeo Community Schools

## Survey Population

	Graduates	Responses	
Master’s	8	7	(88%)

"I loved all the services and resources available to students."



**WESTERN MICHIGAN UNIVERSITY**

College of Engineering  
and Applied Sciences

## **College of Engineering and Applied Sciences**

Aerospace Engineering.....	96
Chemical Engineering.....	98
Civil and Construction Engineering.....	99
Computer Science.....	100
Electrical and Computer Engineering.....	102
Engineering Design, Manufacturing, and Management Systems.....	104
Industrial & Entrepreneurial Engineering, and Engineering Management....	106
Mechanical Engineering.....	108
Paper Engineering.....	110

# Engineering and Applied Sciences

## Post-Graduation Activity

**90%** of all Engineering and Applied Sciences graduates were actively engaged.



	All degrees		Undergraduate		Graduate degrees	
	count	percent	count	percent	count	percent
<b>Actively Engaged</b>	<b>433</b>	<b>90%</b>	<b>273</b>	<b>87%</b>	<b>160</b>	<b>96%</b>
Employed full time	393	82%	246	79%	147	88%
Employed part time	1	0.2%			1	1%
Continuing education	37	8%	25	8%	12	7%
Military service	2	0.4%	2	1%		
<b>Not Actively Engaged</b>	<b>47</b>	<b>10%</b>	<b>40</b>	<b>13%</b>	<b>7</b>	<b>4%</b>
Looking for work	45	9%	38	12%	7	4%
Personal commitments (family, travel, etc.)	2	1%	2	1%		

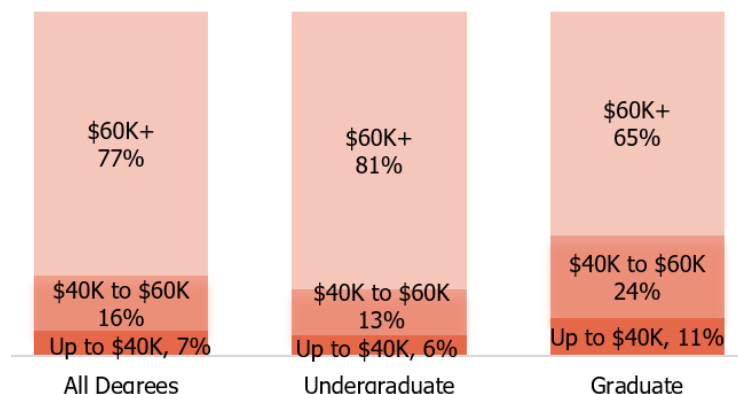
## Survey Population

The Post-Graduation Activity Survey was sent to all of the 650 students who earned a degree from the College of Engineering and Applied Sciences between August 2019 and June 2020.

	Graduates	Responses	
<b>All CEAS degrees</b>	<b>650</b>	<b>480</b>	<b>74%</b>
Bachelor's	456	313	69%
Master's	168	149	89%
Doctoral	26	18	69%

## Salary Ranges for Full-Time Employment

	25 <sup>th</sup> percentile	50 <sup>th</sup> percentile	75 <sup>th</sup> percentile	Responses
<b>All CEAS</b>	<b>\$55,000-\$60,000</b>	<b>\$62,500-\$67,500</b>	<b>\$70,000-\$75,000</b>	<b>182</b>
Undergraduate	\$55,000-\$60,000	\$65,000-\$70,000	\$70,000-\$75,000	136
Graduate	\$45,000-\$50,000	\$60,000-\$65,000	\$78,750-\$83,750	46





# CEAS – All Degrees

## Full-time Employment

- **Median salary** was **\$62,500-\$67,500** (182 responses).
- **69%** had a job in **Michigan**.
- **97%** had a job **related** to their degree.
- **93%** were **satisfied with their job**.

## Top Employers

Clark Construction	Grand River Aseptic	Magna International	Summit Polymers
Domtar	Manufacturing	MDOT	Tata Consultancy Services
Dynatrace	Haworth	Nalco Water	TekWissen
Eaton	Hormel Foods	Nissan	TowerPinkster
Epic	IET	Ox Engineered Products	University of Indianapolis
FCA	Impact Label	Parker Hannifin	Vastek
Flowserve	International Control Services	Performance Validation	Western Diversified Plastics
Ford Motor Company	Kellogg's	Pfizer	WestRock
General Motors	Keyence Corporation	Sparrow Health System	Whirlpool
		Stryker	Williams International

## Continuing Education

- **8%** of Engineering and Applied Sciences respondents are pursuing further education after graduating from WMU.
- After graduation, 70% are pursuing master's degrees, 24% doctoral, 3% certification programs, and 3% additional classes.
- 89% are continuing education at WMU, and the remaining 11% will attend 4 different institutions.

## Experiential Education

- **69%** had an internship, co-op, practicum, or field experience where they applied what they were learning in the classroom.
- **64%** had a job where they applied what they were learning in the classroom.
- **88%** worked on a project that took a semester or more to complete.
- **51%** were very active in extracurricular activities and organizations.

**97%**  
of engineering and  
applied sciences  
graduates completed  
at least one  
experiential  
education activity

## Top Internship Employers

AAM	Eaton	Mann+Hummel	Stryker
Amway	FCA	Metal Technologies	ThermalTech Engineering
Consumers Energy	FEMA Corporation	Neenah	TowerPinkster USG
DENSO	Flowserve	Parker Hannifin	Verso Corporation
Domtar Paper Company	General Motors	Perrigo	Vibracoustic
DTE Energy	Graphic Packaging	Pfizer	Westrock
	Kimberly-Clark	Post	WMU

## Experiences at WMU

- **95%** had at least one instructor who made them excited about learning.
- **80%** felt that their instructors cared about them as a person.
- **61%** had a mentor who encouraged them to pursue their goals and dreams.
- **85%** said that their education and experience as a student at WMU prepared them for their profession.

# CEAS – Undergraduate

## Full-time Employment

- **Median salary** for undergraduate degree recipients in CEAS was **\$65,000-\$70,000** (136 responses).
- **76%** had a job in **Michigan**.
- **96%** had a **job related** to their degree.
- **94%** were **satisfied** with their job.

## Top Employers

Clark Construction	General Motors	Magna International	Summit Polymers
Domtar	Grand River Aseptic	Nalco Water	TowerPinkster
Dynatrace	Manufacturing	Nissan	Western Diversified
Eaton	Haworth	Parker Hannifin	Plastics
FCA	Hormel Foods	Performance Validation	WestRock
Flowserve	Impact Label	Pfizer	Whirlpool
Ford Motor Company	Keyence Corporation	Sparrow Health System	Williams International
	Keystone RV	Stryker	

## Experiential Education

- **74%** had an internship, co-op, practicum, or field experience where they applied what they were learning in the classroom.
- **61%** had a job where they applied what they were learning in the classroom.
- **98%** worked on a project that took a semester or more to complete.
- **56%** were very active in extracurricular activities and organizations.

**100%**  
of engineering and  
applied sciences  
undergraduates  
completed at least  
one experiential  
education activity

## Experiences at WMU

- **95%** had at least one instructor who made them excited about learning.
- **80%** felt that their instructors cared about them as a person.
- **58%** had a mentor who encouraged them to pursue their goals and dreams.
- **85%** said that their education and experience as a student at WMU prepared them for their profession.

"The best thing about WMU was the availability of a wide variety of interesting subjects for general education credits."

# CEAS – Graduate

## Full-time Employment

- **Median salary** for graduate degree recipients in CEAS was **\$60,000-\$65,000** (46 responses).
- **52%** had a job in **Michigan**.
- **99%** had a **job related** to their degree.
- **91%** were **satisfied** with their job.


## Top Employers

IET  
International Control Services  
Stryker  
Tata Consultancy Services Limited  
TekWissen  
University of Indianapolis  
Vastek  
WMU

## Experiential Education

- **52%** had an internship, co-op, practicum, or field experience where they applied what they were learning in the classroom.
- **74%** had a job where they applied what they were learning in the classroom.
- **53%** worked on a project that took a semester or more to complete.
- **33%** were very active in extracurricular activities and organizations.

**88%**  
of engineering and  
applied sciences  
graduate degree  
recipients  
completed at least  
one experiential  
education activity



## Experiences at WMU

- **94%** had at least one instructor who made them excited about learning.
- **81%** felt that their instructors cared about them as a person.
- **71%** had a mentor who encouraged them to pursue their goals and dreams.
- **87%** said that their education and experience as a student at WMU prepared them for their profession.

"The best thing about WMU was a community feeling. There was always a group to join with similar interests or someone to talk to if I needed help with resume critique, job search, or just someone to talk to in general."

# Aerospace Engineering

**85% of undergraduate and 83% of graduate degree recipients were actively engaged.**


	Undergraduate (2019-20)		Graduate (2018-19 & 19-20)	
	count	percent	count	percent
<b>Actively Engaged</b>	<b>29</b>	<b>85%</b>	<b>5</b>	<b>83%</b>
Employed full time	18	53%	3	50%
Continuing education	11	32%	2	33%
<b>Not Actively Engaged</b>	<b>5</b>	<b>15%</b>	<b>1</b>	<b>17%</b>
Looking for work	5	15%	1	17%

## Full-time Employment

- Median salary for undergraduate degrees was \$65,000 to \$70,000 (17 responses).
- 75% were employed in Michigan.
- 100% had a job related to their degree.
- 100% were satisfied with their job.

## Survey Population

	Graduates	Responses	
All degrees	54	42	(78%)
Bachelor's (2019-20)	48	34	(71%)
Master's (2018-19 & 2019-20)	6	6	(100%)



**Aaron Felsenfeld**

**Bachelor of Science in aerospace engineering, 2020**

**Body Systems Design Engineer at Nissan North America**

"My experience in my internships at FCA, DENSO, Siemens Energy, and Parker Aerospace were key in preparing me for how the engineering world works outside of the classroom. My career choice was greatly influenced by my time in these various engineering disciplines."

**Kayla Burch**

**Bachelor of Science**

**in aerospace engineering, 2020**

**TRACK Engineer at General Motors**

"I was a board member for Society of Women Engineers. Being heavily involved in SWE helped me network with faculty, staff, students, and other professionals within Michigan. The faculty at WMU were very helpful in giving me letters of recommendations and recommending me to companies looking to hire. Being a member of Alpha Lambda Delta and Tau Beta Pi also helped in preparing me for my career. I am very grateful for all of the opportunities I received because of these organizations and individuals."



# Aerospace Engineering

## Job Titles and Employers

Aerospace Engineer at WACO  
Body Systems Design Engineer at Nissan  
Design Engineer at Parker Hannifin  
Design Engineer at Skidmore Pump  
Engineer at Century Mold  
Engineer at P.J. Wallbank Springs  
Engineer at Williams International  
Flight Test Engineer at Gulfstream Aerospace  
Manufacturing Engineer at General Motors  
Mechanical Engineering Voluntary Trainee at Peloton  
New Graduate Quality Engineer II at Parker Hannifin  
Operations Support System Engineer at Boeing  
Product Engineer at FEMA Corporation  
Quality/Manufacturing Engineer at General Motors  
Systems Engineer at Odyssey Systems  
Test Engineer at Reliance One  
Validation Engineer at Vastek

"The student organization I was part of at WMU allowed me to develop and apply the skills I learned in the classroom."

## Continuing Education

Doctorate in Aerospace Engineering at University of Notre Dame  
Masters in Aerospace Engineering at WMU  
Masters in Engineering Management at WMU  
Masters in Mechanical Engineering at WMU



### **Jared Winters**

**Bachelor of Science in aerospace engineering, 2020**  
**Design Engineer at Parker Aerospace**

"I had an internship with the same company for two years, which opened the door for me to join Parker Aerospace full time upon graduation, while allowing me to apply a lot of the skills I learned in the classroom. Taking advantage of the resume building seminars and other career services helped me prepare for my career in a tremendous way. Being qualified is one thing, but having a solid resume and good interviewing skills helped to separate me from everyone else. Developing a lot of soft skills had a profound impact on my success. Skills like leadership and communication are vital both in the classroom and in the workplace. Other intangibles such as the ability to overcome adversity and work through stressful situations have served me well too."

# Chemical Engineering

**82% of undergraduate and 100% of graduate degree recipients were actively engaged.**

	Undergraduate (2019-20)		Graduate degrees (2018-19 and 2019-20)	
	count	percent	count	percent
<b>Actively Engaged</b>	<b>37</b>	<b>82%</b>	<b>6</b>	<b>100%</b>
Employed full time	30	67%	6	100%
Continuing education	7	16%		
<b>Not Actively Engaged</b>	<b>8</b>	<b>18%</b>		
Looking for work	7	16%		
Personal commitments	1	2%		

## Full-time Employment

- Median salary for undergraduate degrees was \$65,000 to \$70,000 (17 responses).
- 61% were employed in Michigan.
- 90% had a job related to their degree.
- 85% were satisfied with their job.

## Job Titles and Employers

Application Analyst at Sparrow Health System  
 Associate Maintenance Engineer at Hormel Foods  
 Automation Engineer at Eli Lilly and Company  
 Chemical Engineer at SRG Global  
 Chemical Process Engineer at Graphic Packaging  
 Chief Operating Officer at 3D Factory  
 Engineer at Nestle Nutrition R&D Center  
 Maintenance Supervisor at Sonoco Consumer Products  
 Process Engineer at Aerotek  
 Process Engineer at Dennis Group  
 Process Engineer at Kellogg's  
 Process Engineer at Maaden Phosphate Company & Mining  
 Process Engineer at New Indy Containerboard  
 Process Engineer at Ox Engineered Products

Production Engineer at Pfizer  
 Production Supervisor at WestRock  
 QA/IA Specialist at Aerotek Scientific  
 Quality Assurance Engineer at Stryker  
 Quality Assurance Technician at Azon  
 Quality Engineer at Stryker  
 Research and Development Fellow at The Venturi Tribe  
 Research Associate at Charles River Laboratories  
 Shift Manager at Anheuser-Busch  
 Shift Supervisor at Verso Corporation  
 Staff Validation Engineer at Performance Validation  
 Validation Engineer at Grand River Aseptic Manufacturing  
 Validation Engineer at Merck

## Continuing Education

Masters in Chemical Engineering at WMU  
 Masters in Finance at University of Iowa Tippie College of Business  
 Masters in Material Science and Engineering at University of Michigan

"Living on campus allowed me to make lifelong friends."

## Survey Population

	Graduates	Responses	
All degrees	71	51	(72%)
Bachelor's (2019-20)	65	45	(69%)
Master's (2018-19 & 2019-20)	6	6	(100%)



# Civil and Construction Engineering

**81% of undergraduate and 80% of graduate degree recipients were actively engaged.**

	Undergraduate		Graduate	
	count	percent	count	percent
<b>Actively Engaged</b>	<b>17</b>	<b>81%</b>	<b>8</b>	<b>80%</b>
Employed full time	16	76%	6	60%
Continuing education			2	20%
Military service	1	5%		
<b>Not Actively Engaged</b>	<b>4</b>	<b>19%</b>	<b>2</b>	<b>20%</b>
Looking for work	4	19%	2	20%

## Full-time Employment

- Median salary for all degrees was \$55,000 to \$60,000 (15 responses).
- 76% were employed in Michigan.
- 96% had a job related to their degree.
- 93% were satisfied with their job.

"The best thing about WMU was being able to grow as an individual."

## Job Titles and Employers

Assistant Project Manager at Big Apple Designers  
 Civil E.I.T. at Sefton Engineering Consultants  
 Civil Engineer at Black & Veatch  
 Civil Engineer at DB Sterlin Consultants  
 Civil Engineer at Pathfinder Engineering  
 Civil Engineering Officer at U.S. Navy  
 Construction Engineer at OHM Advising  
 Engineer at Somat Engineering  
 Engineer In Training at Prein and Newhof  
 Entry-Level Structural Engineer at Green Valley Design Group  
 Field Engineer at Aristeo Construction

Project Engineer at Clark Construction  
 Project Engineer at E&L Construction Group  
 Project Engineer at MDOT  
 Project Engineer at The Austin Company  
 Quality Control Inspector at Dulles Engineering  
 Structural Design Engineer at Speedrack Products Group  
 Survey/Civil Engineering Technician at Bridging North America  
 Transportation Construction Engineer at Christopher B Burke Engineering  
 Transportation Engineer at MDOT

## Continuing Education

Certificate in Geo-Structure at WMU  
 Doctorate in Civil Engineering at University of Colorado

## Survey Population

This report includes data from students who majored in civil engineering and construction engineering.


	Graduates	Responses	
All degrees	49	31	(63%)
Bachelor's	33	21	(64%)
Master's	14	9	(64%)
Doctoral	2	1	(50%)

**Dustin Black**

**Bachelor of Science in civil engineering, 2020**

**Transportation Engineer at Michigan Department of Transportation**

"I worked at MDOT throughout my time at CEAS. Seeing what I was learning put into action was invaluable. Internships are one of the highest impact activities an undergraduate can do to prepare for their career."





# Computer Science

**80% of undergraduate and 92% of graduate degree recipients were actively engaged.**

	Undergraduate		Graduate degrees	
	count	percent	count	percent
<b>Actively Engaged</b>	<b>28</b>	<b>80%</b>	<b>22</b>	<b>92%</b>
Employed full time	26	74%	21	88%
Continuing education	2	6%	1	4%
<b>Not Actively Engaged</b>	<b>7</b>	<b>20%</b>	<b>2</b>	<b>8%</b>
Looking for work	6	17%	2	8%
Personal commitments	1	3%		

## Full-time Employment

- Median salary for undergraduate degrees was \$60,000 to \$65,000 (17 responses).
- Median salary for graduate degrees was \$60,000 to \$65,000 (12 responses).
- 66% were employed in Michigan.
- 100% had a job related to their degree.
- 90% were satisfied with their job.

## Survey Population

	Graduates	Responses	
All degrees	92	59	(64%)
Bachelor's	60	35	(58%)
Master's	23	19	(83%)
Doctoral	9	5	(56%)



### Erik Larson

**Bachelor of Science in computer science, 2020**  
**Data Engineer at Discover Financial Services**

"Working on campus helped me refine my communication skills and ability to work in a fast-paced environment. My internship helped define why I really enjoy programming. My biggest takeaway from both positions is that I really enjoy collaborating and learning with other people. Participating in RSOs like Sunseeker Solar Car and Outdoor Club let me express myself and build relationships outside the classroom. Sunseeker let me see how my skills related to other engineers, and how all our disciplines worked together. Outdoor Club was a great way to escape from my computer and go outside to experience nature and sports with other students. The Student Success Center was a resource I used a lot my first year, where upperclassmen taught me how to prepare and write assignments at a college level. Learning about new technologies or coding languages has kept me motivated through harder courses. Engaging with students and employers during expos has helped me build a large network of people I can go to for guidance or advice about programming or just life in general."

# Computer Science

## Job Titles and Employers

Application Programmer V at Ettain Group  
Assistant Professor of Computer Science at Hope College  
Associate Software/Continuous Improvement Engineer at General Dynamics Land Systems  
Civil Servant at Indonesia Institute of Sciences  
Consumer Analytics Specialist at Bissell Homecare  
Data Analyst at Capital One  
Data Analyst at Center for Scientific Data and Documentation  
Data Configuration Analyst at MGA Systems  
Data Engineer at Discover Financial Services  
Design Engineer - Embedded Software at Stryker  
Embedded SW Development Engineer at GE Aviation  
Instructor at Al-Nahrain University  
Integration Support Analyst at MiHIN  
iOS Engineer at VMware  
IT Director at WMU  
IT Support Analyst at Adecco  
IT Support Specialist at TowerPinkster  
Java Developer at Eficens Systems  
Java Full Stack Developer at Eficens Systems  
Junior Software Engineer at General Motors  
Machine Learning/Image Analysis Engineer at ZEISS Industrial Metrology  
Product Specialist at Dynatrace  
Researcher at Indonesian National Aeronautics and Space Institute  
Researcher at National Institute of Aeronautics and Space  
Salesforce Developer at Blue Cross Blue Shield  
Software Developer at Cogent Infotech Corporation  
Software Developer at Data Solutions  
Software Developer at General Motors  
Software Developer at Level Data  
Software Developer at SPARK Business Works  
Software Engineer at AvaSure  
Software Engineer at Maestro  
Software Engineer at Pacific Northwest National Laboratory  
Technical Consulting Engineer at Cisco  
Technical Officer at Department of State  
Technology Analyst at Infosys  
Trainee-Associate Consultant at TechDemocracy  
Web Developer at Advanced Technology Recycling  
Web Developer at Michigan Health Council

## Continuing Education

Doctorate in Computer Science at WMU  
Masters in Computer Science at WMU

# Electrical and Computer Engineering

**89% of undergraduate and 91% of graduate degree recipients were actively engaged.**

	Undergraduate		Graduate degrees	
	count	percent	count	percent
<b>Actively Engaged</b>	<b>33</b>	<b>89%</b>	<b>20</b>	<b>91%</b>
Employed full time	31	84%	15	68%
Employed part time			1	5%
Continuing education	1	3%	4	18%
Military service	1	3%		
<b>Not Actively Engaged</b>	<b>4</b>	<b>11%</b>	<b>2</b>	<b>9%</b>
Looking for work	4	11%	2	9%

## Full-time Employment

- Median salary for all degrees was \$65,000 to \$70,000 (20 responses).
- 76% were employed in Michigan.
- 100% had a job related to their degree.
- 100% were satisfied with their job.

"I developed friendships with students and professors, which will stay with me beyond college."


## Survey Population

	Graduates	Responses	
All degrees	78	59	(76%)
Bachelor's	53	37	(70%)
Master's	21	18	(86%)
Doctoral	4	4	(100%)

**Akshita Sanjay Kulkarni**  
**Master of Science in electrical engineering, 2019**  
**Software Development Engineer at Ford Motor Company**  
**(Tata Consultancy Services, Ltd)**

"Working on campus in the Valley Dining Center helped me manage fast-paced customer demands while using the safety and hygiene protocols. It also helped me understand the importance of customer satisfaction and on-time delivery of products/services.

I am highly grateful to my professors at WMU and the friends I made during my Master's journey, who constantly guided me to the right direction and helped me become who I am today."



# Electrical and Computer Engineering

## Job Titles and Employers

Analyst Software Engineer at Whirlpool  
Application Performance Management Software  
Consultant at Dynatrace  
Associate GTM Electrical Engineer at Gentex  
Automation Engineer at GSI  
Computer Engineer at Tata Consultancy Services  
Control Specialist at Chicago Lightworks  
Controls Engineer at ThermalTech Engineering  
Cyber Security Engineer at Ford Motor Company  
Design Engineer at Exelon  
Developer at HCL Technologies  
Developmental Engineer at U.S. Air Force  
Distribution Engineer at Lansing Board of Water  
and Light  
Electrical Designer at TowerPinkster  
Electrical Engineer 1 at Power Engineers  
Electrical Engineer 1 at Raytheon Technologies  
Electrical Engineer at Consumers Energy  
Electrical Engineer at Dream Chase Technology  
Electrical Engineer at Highlight Industries  
Electrical Engineer at Honda North America  
Electrical Engineer at Intent-Design  
Electrical Engineer at Stonebridge Technical  
Services  
Electrical Hardware Engineer at General Motors  
Embedded Software Engineer at DornerWorks

Engineer at SafeSense Technologies  
Engineer at Visible Welding  
Information Technology Consultant at Connelly  
Tech  
Junior Electrical Engineer at Western Diversified  
Plastics  
Junior Electrical Hardware Engineer at Magna  
International  
Manufacturing Process Associate at TeckWissen  
Micron Memory at Micron Memory Japan  
Partner and Firmware Engineer at Velocity  
Research  
Product Development Engineer at Innotec  
Racing Engineer – Software and Electronics at  
Racing Tech  
Software Developer at Tata Consultancy Services  
Software Engineer at Ford Motor Company  
Software Engineer at New Eagle  
Software Engineer at Onzway Technology  
Solutions Developer at Amerifirst  
SQA Analyst at BTI Solutions  
Supply Chain Coordinator at Manufacturing  
Engineering Solutions  
Technical Sales Associate at Parker Hannifin  
Test Engineer at Western Diversified Plastics  
Trainee Engineer at Satven

## Continuing Education

Doctorate in Electrical and Computer Engineering at WMU  
Masters in Electrical Engineering at WMU

"I appreciated the large number of educational and relational resources available to students. From interacting with students in drop-in tutoring to the variety of RSOs, WMU is set up well for an atmosphere of connecting with others."

# Engineering Design, Manufacturing, and Management Systems

**85% of degree recipients were actively engaged.**

	count	percent
<b>Actively Engaged</b>	44	<b>85%</b>
Employed full time	44	85%
<b>Not Actively Engaged</b>	8	<b>15%</b>
Looking for work	8	15%

"The best thing about WMU was getting a hands-on learning environment that encouraged practical application as well as classroom theory."

## Full-time Employment

- Median salary was \$60,000 to \$65,000 (23 responses).
- 81% were employed in Michigan.
- 93% had a job related to their degree.
- 91% were satisfied with their job.

## Survey Population

This report includes data from students who majored in engineering design technology, engineering management technology, and manufacturing engineering technology.

	Graduates	Responses
Bachelor's	81	52 (64%)



### Ashley Lacy

**Bachelor of Science in engineering design technology, 2019  
Engineering Designer 1 at Haworth**

"Attending Engineering Expo when I first started at WMU helped open up a lot of doors to see whether or not the companies that were there were of interest to me. When I first started at WMU, I wasn't exactly sure what I wanted to do, other than something related to engineering. After 3 semesters in mechanical engineering, I decided to major in engineering design technology instead. Being involved in the Society of Plastics Engineers helped me by reaching out to employers for potential internships. Attending the ANTEC Conference through SPE helped me with my networking skills, by giving me more confidence in the way I present myself. My professors took the time to help me prepare for internship interviews and constantly gave me valuable feedback."



# Engineering Design, Manufacturing, and Management Systems

## Job Titles and Employers

Application Engineer at Kaman Fluid Power  
AutoCAD Draftsman at Ritz-Craft  
CAD Designer at Total Security Solutions  
Continuous Improvement Engineer at Perrigo  
Design Engineer at Flowserve  
Design Engineer at General Motors  
Design Engineer at Roush Industries  
Designer at General Motors  
DMS Field Technician at StructureTec  
Emerging Leader at Transcontinental Packaging  
Engineer at Williams International  
Engineering Designer 1 at Haworth  
Engineering Group Designer at General Motors  
Field Engineer at Bianchi Electric  
Fixture Design Specialist at Stryker  
Industrial Engineer at Global Power Components  
Industrial Simulation Engineer at Thor Industries

IT Project Analyst at Sparrow Health System  
Manufacturing Engineer at Brembo North America  
Manufacturing Engineer at Parker Hannifin  
Manufacturing Specialist at Stryker  
Mechanical Design Engineer at Progress Rail  
Mechanical Designer at Eaton  
Mechanical Engineering Technician at Focal Point  
Process Engineer at Pfizer  
Process Engineer at Stanley Co  
Product Development Engineer at Kautex Textron  
Product Engineer at Haworth  
Production Supervisor at FCA  
Project Engineer at Clark Construction  
Project Engineer at CSM Group  
Project Engineer at Keystone RV  
Project Engineer at Summit Polymers  
Senior Designer at Stryker



**Alexander Boyd**  
**Bachelor of Science**  
**in manufacturing engineering technology, 2020**  
**Operations/Manufacturing Engineering Emerging Leader**  
**at Transcontinental Packaging**

"I had two internships and also worked with the Athletic Facilities at WMU. The biggest takeaway from these experiences was the understanding of other people. I learned a lot about how different people find job enrichment, management techniques, and the cultures. Those experiences will help me become an effective leader one day within an organization. Staying active within intramural sports, attending my NSBE organization, and being engaged with class friends has helped me a ton. My resilience and persistence as an individual have had the biggest impact for my success. I have failed many classes during my college career and found it at times very difficult to keep pursuing my dream of one day graduating. It was an excellent journey of understanding my purpose while pursuing my education."

# Industrial and Entrepreneurial Engineering and Engineering Management

**100% of undergraduate and 100% of graduate degree recipients were actively engaged.**

	Undergraduate		Graduate	
	count	percent	count	percent
<b>Actively Engaged</b>	13	<b>100%</b>	65	<b>100%</b>
Employed full time	13	100%	64	98%
Continuing education			1	2%

## Full-time Employment

- Median salary for undergraduate degrees was \$65,000 to \$70,000 (5 responses).
- Median salary for graduate degrees was \$65,000 to \$70,000 (19 responses).
- 54% were employed in Michigan.
- 100% had a job related to their degree.
- 91% were satisfied with their job.

## Survey Population

This report includes data from students who majored in industrial and entrepreneurial engineering, engineering management, and industrial engineering.

	Graduates	Responses	
All degrees	87	77	(89%)
Bachelor's	17	13	(76%)
Master's	67	62	(94%)
Doctoral	3	3	(100%)

The best thing about WMU was its diversity, the support for students, and the community of friends and mentors."



# Industrial and Entrepreneurial Engineering and Engineering Management

## Job Titles and Employers

Advanced Operations Engineer at Stryker  
Assistant Professor at University of Indianapolis  
Business Analyst at Genius Minds  
Commissioning Engineer at dbHMS  
Computer System Validation Engineer at Vastek  
Continuous Improvement Coordinator at Mann + Hummel USA  
Continuous Improvement Engineer at Anchor Glass Container Corporation  
Continuous Improvement Engineer at Hi-Lex Controls  
Continuous Improvement Manager at Morgan Olson  
Corporate Lean Manufacturing Engineer at Summit Polymers  
Critical Care Decontamination Technician at Battelle  
Data Analyst at Alpha Nodus  
Digital Technology Analyst at Accenture  
Empirical Researcher and Data Analyst at Pingan  
Engineering Specialist at Epitech  
Field Services Engineer at BD  
Industrial and Continuous Improvement Engineer at DD Dannar  
Industrial Engineer at BRP-Manitou  
Industrial Engineer at Dana  
Industrial Engineer at Eprexia  
Industrial Engineer at IET  
Industrial Engineer at Pratt & Whitney  
Industrial Engineer at Scalable Press  
Industrial Engineer at Talent Hire Consulting  
Junior Packaging Engineer at IntePros Consulting  
Launch Quality Engineer at Challenge Manufacturing  
Manufacturing Engineer at Marshall Excelsior  
Manufacturing Engineer at DMS Power  
Manufacturing Engineer at Herbalife Industries

Manufacturing Engineer at NBHX TRIM  
Manufacturing Engineer at NxEdge  
Manufacturing Engineer at CWC Textron  
Manufacturing Engineer at FCA  
Manufacturing Process Associate at TekWissen  
Manufacturing Process Engineer at Bentec Medical  
Master Planner at Domtar  
Material Control Specialist Level II at Datasoft Technologies  
MSM/MRP Resource at Kellogg's  
Operations Analyst at Magellan Aerospace  
Process Analyst at International Control Services  
Process Engineer at Amway  
Process Engineer at Costa Farms  
Process Engineer at GDC Corporation  
Process Engineer at Holliston  
Process Engineer at IWG High Performance Conductors  
Production Engineer at Albassami Group  
Production Planning Control at Jindal Tubular  
Project Engineer at RWE Design Build  
Project Engineer at Work4ce  
Project Manager at Pfizer  
Project Manager at Stryker  
Purchasing Specialist at GEP  
Quality Analyst at International Control Services  
Quality Engineer at Marimba Auto  
Quality Engineer at Scherdel Sales and Technology  
Research Analyst at WizLeaf  
Sales Emerging Leader at TC Transcontinental  
SAP Consultant at 3S Business Corporation  
Sr. Packaging Engineer at Vastek  
Strategic Commodity Manager at Lam Research  
Technical Sales Engineer at Keyence Corporation  
Validation Engineer at Vastek

## Continuing Education

Masters in Engineering Management at WMU

# Mechanical Engineering

**95% of undergraduate and 97% of graduate degree recipients were actively engaged.**

	Undergraduate		Graduate	
	count	percent	count	percent
<b>Actively Engaged</b>	<b>57</b>	<b>95%</b>	<b>35</b>	<b>97%</b>
Employed full time	53	88%	32	89%
Continuing education	4	7%	3	8%
<b>Not Actively Engaged</b>	<b>3</b>	<b>5%</b>	<b>1</b>	<b>3%</b>
Looking for work	3	5%	1	3%

## Full-Time Employment

- Median salary for undergraduate degrees was \$60,000 to \$65,000 (24 responses).
- Median salary for graduate degrees was \$75,000 to \$80,000 (7 responses).
- 79% were employed in Michigan.
- 97% had a job related to their degree.
- 94% were satisfied with their job.

## Survey Population

	Graduates	Responses	
All degrees	119	96	(81%)
Bachelor's	79	60	(76%)
Master's	34	32	(94%)
Doctoral	6	4	(67%)

## Continuing Education

Doctorate in Engineering at WMU

Doctorate in Mechanical Engineering at WMU

Masters in Mechanical Engineering at WMU

"The best thing about WMU was having professors who genuinely cared about you learning the material, and caring about you being successful after graduation."

# Mechanical Engineering

## Job Titles and Employers

Analyst-Data Science, Industrial Process  
Improvement Engineer at Kaizen Analytix  
Application Engineer at Keyence Corporation  
Application Engineer at Vibracoustic  
Associate Engineer at Vastek  
Associate Maintenance Engineer at Hormel Foods  
Continuous Improvement Engineer at RGBSI  
Continuous Improvement Engineer at Whirlpool  
Cost Estimator at US Farathane  
Design Engineer at Barber Packaging  
Design Engineer at Guerrilla Gravity  
Design Engineer at Tramec Sloan  
Engineer at Naval Surface Warfare Center Indian  
Head Division  
Engineer at Nissan  
Engineer at Parker Hannifin  
Engineer at Micro-LAM  
Entry-Level Engineering Consultant at Pinnacle  
Vista  
Industrial Engineer at IET  
Inside Sales Engineer at Emerson  
Inspection Specialist at Pfizer  
Junior Design Engineer at Rassini  
Lead Engineer R&D at Whirlpool  
Leadership Development Program at Eaton  
Lean Manufacturing Engineer at Summit Polymers  
Lecturer at Jazan University  
Machine Builder at Bekum America  
Machine Operator at Cascade Engineering  
Maintenance Planner at Dr Pepper  
Manufacturing Engineer at General Motors  
Manufacturing Engineer at Challenge Manufacturing  
Manufacturing Engineer at Dimplex Thermal  
Solutions  
Manufacturing Engineer at Summit Polymers  
Manufacturing Process Associate at iScientia  
Manufacturing Process Associate at TekWissen  
Manufacturing Process Associate Engineer at  
Thermo Fisher Scientific

Manufacturing Quality Engineer at Tubelite  
Mechanical Design Engineer at Fogg Filler  
Mechanical Engineer at Automann  
Mechanical Engineer at Cleer Vision Windows  
Mechanical Engineer at CRB Consulting Engineers  
Mechanical Engineer at FCA  
Mechanical Engineer at Fusion Fluid Equipment  
Mechanical Engineer at Tronair  
Mechanical Engineer I at Reno Sub Systems  
On-board Diagnostics Engineer at FCA  
Operations Assistant at Zona Franca Industrial de  
Las Americas  
Postdoctoral Appointee at Sandia National  
Laboratories  
Product Engineer at Eaton  
Product Engineer at FEMA Corporation  
Product Engineer at Getman  
Product Engineer at Keystone RV  
Product Engineer at Micro-LAM  
Product Engineer at Wojan Window and Door  
Production Associate at AAM  
Production Engineer at TRMI  
Professor at Tafila Technical University at Jordan  
Project Engineer at Flowserve  
Quality Engineer at Alten Technology USA  
Quality Engineer at SMR Automotive  
Quality Engineer at UACJ Whitehall Industries  
Sales Engineer at Keyence Corporation  
Senior Product Engineer at Woodward  
Senior Program Manager at ZT System  
Software Engineer at Zoetis  
Software Integration Engineer at General Motors  
Staff Validation Engineer at Performance Validation  
Technical Solutions Engineer at Epic  
Technical Writer for the U.S. Army  
Telematics Design Engineer at Nissan  
Test Engineer at SAPA Transmission  
Validation Engineer at Performance Validation

# Paper Engineering

**95% of undergraduate and 100% of graduate degree recipients were actively engaged.**

	Undergraduate (2019-20)		Graduate degrees (2018-19 and 2019-20)	
	count	percent	count	percent
<b>Actively Engaged</b>	<b>18</b>	<b>95%</b>	<b>10</b>	<b>100%</b>
Employed full time	18	95%	9	90%
Continuing education			1	10%
<b>Not Actively Engaged</b>	<b>1</b>	<b>5%</b>		
Looking for work	1	5%		

## Full-Time Employment

- Median salary for undergraduate degrees was \$70,000 to \$75,000 (13 responses).
- 50% were employed in Michigan.
- 95% had a job related to their degree.
- 100% were satisfied with their job.

## Survey Population

This report includes data from students who majored in paper engineering, and graphic and printing science.

	Graduates	Responses
<b>All degrees</b>	<b>31</b>	<b>27 (87%)</b>
Bachelor's (2019-20)	23	19 (83%)
Master's (2018-19 & 19-20)	8	8 (100%)

## Job Titles and Employers

Director of Engineering at Impact Label Corporation  
 District Sales Representative at Nalco Water  
 Entry-Level Engineer at Domtar  
 Entry-Level Process Engineer at WestRock  
 Graphic Artist Pre-Press Technician at Impact Label  
 Ink Technician at Impact Label  
 Laboratory Assistant at American Inks and Technology  
 Manufacturing Engineer at Huhtamaki  
 Process Engineer at Kimberly Clark  
 Process Engineer at New Indy Containerboard

Process Engineer at Ox Engineered Products  
 Process Engineer I at Neenah  
 Production Supervisor at WestRock  
 Regional Graduate Engineer at Voith Paper  
 Regional STAR Associate at Solenis  
 Sales Consultant at AxChem USA  
 Sales Engineer at BHS-Corrugated  
 Sales Representative at Nalco Water  
 Sales Service Assistant at Specialty Print Communications  
 UX Strategist at Fusionary



**Emily Shulte**

**Bachelor of Science in pulp and paper engineering, 2020**  
**R&E Process Engineer at Kimberly Clark**

"I was fortunate enough to be a part of the paper engineering program, where there were many internship and co-op opportunities. During my time at WMU, I worked one fall-summer term with Kimberly Clark, and two summer internships with other companies, which were key in the development of my professional and technical skills. They certainly helped set me above the rest when it came to securing a job, and the networking opportunities I had during my experiences were invaluable."



**WESTERN MICHIGAN UNIVERSITY**  
College of Fine Arts

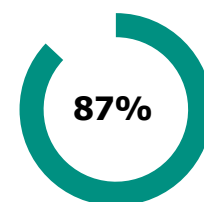
## College of Fine Arts

Art .....	116
Dance .....	118
Graphic Design .....	119
Music .....	120
Music Education .....	121
Music Therapy .....	122
Theatre .....	123

# Fine Arts

## Post-Graduation Activity

**87%** of all Fine Arts graduates were actively engaged.



	All degrees		Undergraduate		Graduate degrees	
	count	percent	count	percent	count	percent
<b>Actively Engaged</b>	<b>149</b>	<b>87%</b>	<b>122</b>	<b>85%</b>	<b>27</b>	<b>93%</b>
Employed full time	105	61%	89	62%	16	55%
Employed part time	8	5%	7	5%	1	3%
Continuing education	35	20%	25	17%	10	34%
Military service	1	0.6%	1	0.7%		
<b>Not Actively Engaged</b>	<b>23</b>	<b>13%</b>	<b>21</b>	<b>15%</b>	<b>2</b>	<b>7%</b>
Looking for work	22	13%	20	14%	2	7%
Personal commitments	1	0.5%	1	1%		

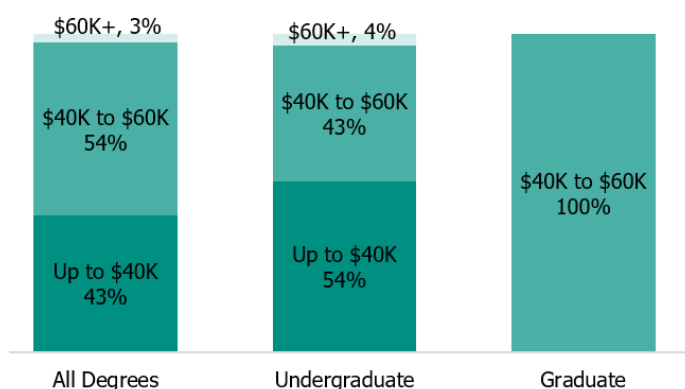
## Survey Population

The Post-Graduation Activity Survey was sent to all of the 238 students who earned a degree from the College of Fine Arts between August 2019 and June 2020.

	Graduates	Responses	
<b>All Fine Arts degrees</b>	<b>238</b>	<b>172</b>	<b>72%</b>
Bachelor's	199	143	72%
Master's	38	28	74%

## Salary Ranges for Full-Time Employment

	25 <sup>th</sup> percentile	50 <sup>th</sup> percentile	75 <sup>th</sup> percentile	Responses
<b>All Fine Arts</b>	<b>\$22,500-\$27,500</b>	<b>\$35,000-\$40,000</b>	<b>\$40,000-\$45,000</b>	<b>35</b>
Undergraduate	\$20,000-\$25,000	\$30,000-\$35,000	\$36,250-\$41,250	28
Graduate	\$40,000-\$45,000	\$45,000-\$50,000	\$47,400-\$52,500	7



# Fine Arts – All Degrees

## Full-time Employment

- **Median salary** was **\$35,000 to \$40,000** (35 responses).
- **60%** had a job in **Michigan**.
- **85%** had a job **related** to their degree.
- **87%** were **satisfied with their job**.

## Top Employers

Allendale Public Schools	Dance Theatre Studio	Michelle's Academy of Dance	Sing Group Graphic Design
Amplify Marketing and Event Planning	Franciscan Life Process Center	and Performing Arts Center	Stevens Point Area Schools
Ann & Robert H. Lurie Children's Hospital of Chicago	Gobles Public Schools	Nationwide Children's Hospital	The Big Muddy Dance Company
Behavior Services & Therapy	Gravity Dance Center	New Buffalo Area Schools	VITAS Healthcare
Camelot Education	Holly Area Schools	Old Redford Academy	Warsaw Community Schools
Coast Music Therapy	Jazz and Creative Institute	Randolph Elementary School	Western Sound Studios
Colon Community Schools	Kalamazoo Public Schools	Samaritan Health Center	Zeeland Public Schools
	Keen Studio	Seasons Hospice and Palliative Care	Zumiez
	Kids Peace Children's Hospital		

## Continuing Education

- **20%** of Fine Arts respondents are pursuing further education after graduating from WMU.
- After graduation, 79% are pursuing master's degrees, 18% doctoral, and 3% bachelor's degrees.
- 31% are continuing education at WMU, and the remaining 69% will attend 20 different institutions.

## Experiential Education

- **63%** had an internship, co-op, practicum, or field experience where they applied what they were learning in the classroom.
- **66%** had a job where they applied what they were learning in the classroom.
- **83%** worked on a project that took a semester or more to complete.
- **52%** were very active in extracurricular activities and organizations.

**99%**  
of fine arts  
graduates  
completed at least  
one experiential  
education activity

## Top Internship Employers

Farmers Alley Theater	Kalamazoo Public Schools	Oakland Academy	Wellspring Cori Terry & Dancers
DeVos Children's Hospital	Mattawan Schools	Portage Public Schools	WMU
Kzoo Psychiatric Hospital			

## Experiences at WMU

- **99%** had at least one instructor who made them excited about learning.
- **95%** felt that their instructors cared about them as a person.
- **86%** had a mentor who encouraged them to pursue their goals and dreams.
- **85%** said that their education and experience as a student at WMU prepared them for their profession.



# Fine Arts – Undergraduate Degrees

## Full-time Employment

- **Median salary** for undergraduate degree recipients in the College of Fine Arts was **\$30,000 to \$35,000** (28 responses).
- **61%** had a job in **Michigan**.
- **81%** had a job **related** to their degree.
- **84%** were **satisfied** with their job.

## Top Employers

American School of Tangier  
Amplify Marketing and Event Planning  
Behavior Services & Therapy  
Coast Music Therapy  
Colon Community Schools  
Dance Theatre Studio  
DDO Artists Agency  
Disney  
Excel Dance Centre

Gobles Public Schools  
Gravity Dance Center  
Highlight Technologies  
Ignertia - Life Story Network  
Jazz and Creative Institute  
Kalamazoo Psychiatric Hospital  
Kalamazoo Public Schools  
Michelle's Academy of Dance and Performing Arts Center  
Nationwide Children's Hospital

New Buffalo Area Schools  
Old Redford Academy  
Sing Group Graphic Design  
The Big Muddy Dance Company  
The Marketing Shop  
VITAS Healthcare  
Warsaw Community Schools  
Western Sound Studios  
Zumiez

## Experiential Education

- **66%** had an internship, co-op, practicum, or field experience where they applied what they were learning in the classroom.
- **67%** had a job where they applied what they were learning in the classroom.
- **81%** worked on a project that took a semester or more to complete.
- **56%** were very active in extracurricular activities and organizations.

**99%**  
of fine arts  
undergraduates  
completed at  
least one  
experiential  
education activity

## Experiences at WMU

- **99%** had at least one instructor who made them excited about learning.
- **96%** felt that their instructors cared about them as a person.
- **86%** had a mentor who encouraged them to pursue their goals and dreams.
- **83%** said that their education and experience as a student at WMU prepared them for their profession.

# Fine Arts – Graduate Degrees

## Graduate Students' Full-time Employment

- **Median salary** for graduate degree recipients in the College of Fine Arts was **\$45,000 to \$50,000** (7 responses).
- **50%** had a job in **Michigan**.
- **100%** had a job **related** to their degree.
- **100%** were **satisfied** with their job.

## Top Employers


Allendale Public Schools  
Ann & Robert H. Lurie Children's Hospital of Chicago  
Camelot Education  
Franciscan Life Process Center  
Holly Area Schools  
Jazz and Creative Institute

Kids Peace Children's Hospital  
Randolph Elementary School  
Samaritan Health Center  
Seasons Hospice and Palliative Care  
Stevens Point Area Public School District  
Zeeland Public Schools

## Experiential Education

- **47%** had an internship, co-op, practicum, or field experience where they applied what they were learning in the classroom.
- **60%** had a job where they applied what they were learning in the classroom.
- **93%** worked on a project that took a semester or more to complete.
- **36%** were very active in extracurricular activities and organizations.

**100%**  
of fine arts  
graduate degree  
recipients  
completed at least  
one experiential  
education activity



## Experiences at WMU

- **100%** had at least one instructor who made them excited about learning.
- **93%** felt that their instructors cared about them as a person.
- **87%** had a mentor who encouraged them to pursue their goals and dreams.
- **93%** said that their education and experience as a student at WMU prepared them for their profession.

# Art

**90% of undergraduate and 100% of graduate degree recipients were actively engaged.**

	Undergraduate (2018-19)		Graduate degrees (2018-19 & 2019-20)	
	count	percent	count	percent
<b>Actively Engaged</b>	<b>26</b>	<b>90%</b>	<b>6</b>	<b>100%</b>
Employed full time	21	72%	5	83%
Employed part time	1	3%	1	17%
Continuing education	4	14%		
<b>Not Actively Engaged</b>	<b>3</b>	<b>10%</b>		
Looking for work	3	10%		

## Full-time Employment

- Median salary for all degrees was \$30,000 to \$35,000 (10 responses).
- 90% were employed in Michigan.
- 76% had a job related to their degree.
- 70% were satisfied with their job.

"The best thing about WMU was the friends, knowledge, and experience I received being in the ceramics program."

## Survey Population

This report includes data from students who majored in art, art education, and art history.

	Graduates	Responses
All degrees	53	35 (66%)
Bachelor's (2019-20)	45	29 (64%)
Master's (18-19 & 19-20)	8	6 (75%)

### Leslie Roberts

**Master of Arts in art education, 2020**

**K-12 Art Educator at Allendale Public Schools**

"Organization and follow through are the keys to success. When working full time and taking online classes, I not only had deadlines set by my professors, but I also had to create my own deadlines and stick to them in order to stay on track and get the work done. When looking for a career post college, it is important to strategically place yourself in a similar environment to your chosen career path. Most importantly patience and mindset are key. Believe in yourself and believe your perfect job is waiting for you."



# Art

## Job Titles and Employers

Advertising and Digital Marketing Consultant at Glenn Buege Chevrolet  
Art Educator at Zeeland Public Schools  
Art Specialist at Stevens Point Public Schools  
Assistant Manager at Zumiez  
Elementary Art Teacher at New Buffalo Schools  
High School Art Teacher at Old Redford Academy  
K-12 Art Teacher at Allendale Public Schools  
K-12 Art Teacher at Colon Community Schools  
Senior Copywriter at TPN  
Social Media Marketing Specialist at Amplify Marketing and Event Planning  
Teacher at Abiding Presence School  
Teacher at Holly Area Schools

"It was great to be able to meet and grow with some very special friends, work in the Richmond Center's gallery alongside other students and under fantastic and caring leadership."

## Continuing Education

Masters in Art at UCLA  
Masters in Orientation and Mobility at WMU  
Masters in School Counseling at Capella University

**Molly Sell**  
**Bachelor of Fine Arts in art education, 2020**  
**Elementary Art Teacher at New Buffalo Area Schools**

"The skills that had the biggest impact on my success are the simplest ones. Being early, having a positive attitude and being prepared. Students that are pursuing a career in education should take every opportunity to soak up knowledge. Every teacher observed, every conference attended, every project completed has something to teach you."



# Dance

## 69% of degree recipients were actively engaged.

	count	percent
<b>Actively Engaged</b>	<b>11</b>	<b>69%</b>
Employed full time	9	56%
Employed part time	1	6%
Continuing education	1	6%
<b>Not Actively Engaged</b>	<b>5</b>	<b>31%</b>
Looking for work	5	31%

"The best thing about WMU was the incredible guest artists and performance opportunities in the dance department. The connections provided by these experiences have truly been a launching point for my career."

## Full-time Employment

- 20% were employed in Michigan.
- 75% had a job related to their degree.
- 100% were satisfied with their job.

## Survey Population

	Graduates	Responses
Bachelor's	19	14 (74%)

## Job Titles and Employers

Dance Apprentice at The Big Muddy Dance Company

Dance Instructor at Dance Theatre Studio

Dance Instructor at Excel Dance Centre

Dance Instructor at Michelle's Academy of Dance and Performing Arts Center

Dance Teacher at Gravity Dance Center

Director of Dance at Kids Sport USA

## Continuing Education

Masters in Dance at Drexel University



### Allie Renner

**Bachelor of Fine Arts in dance, 2020**  
**Dance Instructor at Gravity Dance Center**

"I graduated from WMU during the COVID-19 pandemic, and that affected a lot of my future plans. I did not let all of the closures affect my future success. I was very diligent in researching potential job opportunities in other states around the United States. I am originally from Chicago, and I knew that staying in the Midwest for work was not a possibility. Instead, I researched companies that were open and hiring in the West, and that led me to work in Salt Lake City, Utah. Not

only do I instruct dance where I am living, but I am also training with a professional dance company, SALT Contemporary Dance, that I am determined to dance professionally for someday. It is incredibly important to take note of all logistics in your field, and to stay determined if it's something you are truly passionate about."

# Graphic Design

**90% of degree recipients were actively engaged.**

	count	percent
<b>Actively Engaged</b>	<b>9</b>	<b>90%</b>
Employed full time	9	90%
<b>Not Actively Engaged</b>	<b>1</b>	<b>10%</b>
Looking for work	1	10%

## Full-time Employment

- 57% were employed in Michigan.
- 100% had a job related to their degree.
- 100% were satisfied with their job.

## Survey Population

	Graduates	Responses
Bachelor's	17	10 (59%)

## Job Titles and Employers

Graphic Designer at GHD Partners  
Graphic Designer at Ignertia - Life Story Network  
Graphic Designer at Keen Studio  
Graphic Designer at Sing Group Graphic Design  
Graphic Designer at The Marketing Shop

Graphics and Media Assistant at WMU  
Junior Designer at Ivor Andrew  
Point of Sale Production Designer at Imperial Beverage



### Palou Craig

**Bachelor of Fine Arts in graphic design, 2020**

**Graphic Designer at Ignertia - Life Story Network**

"I design book layouts, create print media, and use Photoshop to bring life to old images. I work with a team to meet time sensitive deadlines. I get to live close to work, downtown, and be a part of an artistic community. You don't need to go to a big city to be happy and successful as an artist."



# Music

**86% of undergraduate and 88% of graduate degree recipients were actively engaged.**

	Undergraduate		Graduate	
	count	percent	count	percent
<b>Actively Engaged</b>	<b>25</b>	<b>86%</b>	<b>14</b>	<b>88%</b>
Employed full time	11	38%	5	31%
Continuing education	14	48%	9	56%
<b>Not Actively Engaged</b>	<b>4</b>	<b>14%</b>	<b>2</b>	<b>12%</b>
Looking for work	4	14%	2	12%

## Full-time Employment

- 50% were employed in Michigan.
- 85% had a job related to their degree.
- 100% were satisfied with their job.

"WMU instructors inspired me to learn more every day."

## Job Titles and Employers

Community Documentary Journalist at Kalamazoo Public Media Network  
 Digital Media Technician at Duplitech  
 Elementary Music Teacher at Randolph Elementary School  
 Music Teacher at Thompson Tutoring  
 Musician at Jazz and Creative Institute  
 Recording Session Engineer at Western Sound Studios  
 Sales Specialist at Acutis Diagnostics

## Continuing Education

Doctorate in Music at University of Arizona  
 Doctorate in Music at Florida State University  
 Doctorate in Music at Michigan State University  
 Doctorate in Music at University of Illinois  
 Doctorate in Music Composition and Technology at University of Pennsylvania  
 Doctorate in Music Theory and Composition at Kent State University  
 Masters in Cello Performance and Suzuki Pedagogy at Hartt School of Music  
 Masters in Choral Conducting at Indiana University

Masters in Ethnomusicology at University of Arizona  
 Masters in Jazz Studies at Cincinnati Conservatory of Music  
 Masters in Music Performance at California State University Long Beach  
 Masters in Music Performance at WMU  
 Masters in Performing Arts at University of Michigan  
 Masters in Public Administration at GVSU  
 Masters in Public Administration at WMU  
 Masters in Trumpet Performance at MSU

## Survey Population

This report includes data from students who majored in multimedia arts technology; music; music composition; music conducting; and music performance.

	Graduates	Responses	
All degrees	64	45	(70%)
Bachelor's	42	29	(69%)
Master's	21	15	(71%)
Certificate	1	1	(100%)



# Music Education

**80% of degree recipients were actively engaged.**

	count	percent
<b>Actively Engaged</b>	<b>16</b>	<b>80%</b>
Employed full time	13	65%
Employed part time	1	5%
Continuing education	1	5%
Military service	1	5%
<b>Not Actively Engaged</b>	<b>4</b>	<b>20%</b>
Looking for work	4	20%

## Full-time Employment

- Median salary was \$20,000 to \$25,000 (5 responses).
- 70% were employed in Michigan.
- 91% had a job related to their degree.
- 83% were satisfied with their job.

"Faculty were willing to seek out different and better opportunities for students. There was always an array of guest artists who brought a different perspective to the table."

## Job Titles and Employers

Elementary Performing Arts Instructor at American Academy  
Teacher at Gobles Public Schools  
Teacher at Kalamazoo Public Schools  
Teacher – Music and Humanities at American School of Tangier  
Vocal Music Teacher at Warsaw Community Schools  
Voice Faculty at Jazz and Creative Institute

## Continuing Education

Masters in Counselor Education at WMU

## Survey Population

	Graduates	Responses
Bachelor's	23	20 (87%)

"Professors actually cared about my success. They always went an extra mile to push me to succeed. Without them I wouldn't be as prepared as I am."

# Music Therapy

**92% of undergraduate and 100% of graduate degree recipients were actively engaged.**

	Undergraduate		Graduate degrees	
	count	percent	count	percent
<b>Actively Engaged</b>	<b>11</b>	<b>92%</b>	<b>9</b>	<b>100%</b>
Employed full time	9	75%	7	78%
Employed part time	1	8%	1	11%
Continuing education	1	8%	1	11%
<b>Not Actively Engaged</b>	<b>1</b>	<b>8%</b>		
Looking for work	1	8%		

## Full-time Employment

- Median salary for all degrees was \$35,000 to \$40,000 (9 responses).
- 27% were employed in Michigan.
- 86% had a job related to their degree.
- 100% were satisfied with their job.

## Job Titles and Employers

Expressive Therapist at Kids Peace Children's Hospital  
Home Care Music Therapist at VITAS Healthcare  
Hospice Care Consultant at Seasons Hospice and Palliative Care  
Music Therapist at Coast Music Therapy  
Music Therapist at Ann & Robert H. Lurie Children's Hospital of Chicago  
Music Therapist at Behavior Services and Therapy  
Music Therapist at Camelot Education  
Music Therapist at Franciscan Life Process Center  
Music Therapist at Nationwide Children's Hospital  
Music Therapist at Samaritan Health Center  
Psychiatric Resident Care Aide at Kalamazoo Psychiatric Hospital

## Continuing Education

Masters in Counselor Education at WMU  
Masters in Music Performance at California State University Long Beach

## Survey Population

	Graduates	Responses	
All degrees	25	21	(84%)
Bachelor's	12	12	(100%)
Master's	13	9	(69%)

# Theatre

## 88% of degree recipients were actively engaged.

	count	percent
<b>Actively Engaged</b>	<b>29</b>	<b>88%</b>
Employed full time	20	61%
Employed part time	3	9%
Continuing education	6	18%
<b>Not Actively Engaged</b>	<b>4</b>	<b>12%</b>
Looking for work	3	9%
Personal commitments	1	3%

## Full-time Employment

- 45% were employed in Michigan.
- 73% had a job related to their degree.
- 75% were satisfied with their job.

"The staff and faculty in the theatre department would bend over backwards to give you the best possible experience."

## Job Titles and Employers

Actor at DDO Artists Agency  
Financial Services Representative at MassMutual Great Lakes  
Freelance Actor, Singer, and Dancer  
Social Media Specialist at The Ordinary Good  
Vocalist at Disney

## Continuing Education

Masters in Costume Design at Pennsylvania State University  
Masters in Lighting Design/Entertainment/Theatre/Dance at Northern Illinois University  
Masters in Theatrical Sound Design at University of California Irvine

"Faculty have a passion for our career, and a genuine interest in our success."

## Survey Population

This report includes data from students who majored in music theatre performance, theatre: acting, theatre: performance, theatre: state management; theatre: design/technical prod; and theatre: theatre studies.

	Graduates	Responses
Bachelor's	46	33 (72%)



**WESTERN MICHIGAN UNIVERSITY**  
**HAWORTH**  
College of Business

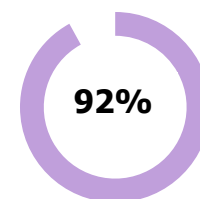
## Haworth College of Business

Accountancy .....	129
Advertising and Promotion .....	131
Business Administration (MBA) .....	132
Business Information Systems .....	134
Digital Marketing and eCommerce .....	136
Finance .....	137
Food & Consumer Package Goods Marketing .....	139
Human Resource Management .....	141
Integrated Supply Management .....	142
Management .....	144
Marketing .....	146
Sales and Business Marketing .....	147

# Haworth College of Business

## Post-Graduation Activity

**92%** of all Haworth College of Business graduates were actively engaged.



	All degrees		Undergraduate		Graduate degrees	
	count	percent	count	percent	count	percent
<b>Actively Engaged</b>	<b>670</b>	<b>92%</b>	<b>572</b>	<b>92%</b>	<b>98</b>	<b>93%</b>
Employed full time	600	83%	506	82%	94	90%
Employed part time	7	1%	6	1%	1	1%
Continuing education	60	8%	57	9%	3	3%
Military service	3	0.4%	3	0.5%		
<b>Not Actively Engaged</b>	<b>55</b>	<b>8%</b>	<b>48</b>	<b>8%</b>	<b>7</b>	<b>7%</b>
Looking for work	52	7%	46	7%	6	6%
Personal commitments	3	1%	2	1%	1	1%

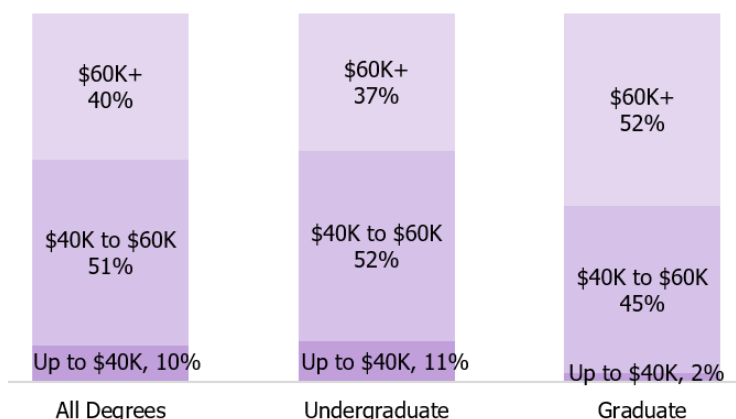
## Survey Population

The Post-Graduation Activity Survey was sent to all of the 975 students who earned a degree from Haworth College of Business between August 2019 and June 2020.

	Graduates	Responses	
<b>All HCoB degrees</b>	<b>975</b>	<b>725</b>	<b>77%</b>
Bachelor's	853	620	73%
Master's	122	105	86%

## Salary Ranges for Full-Time Employment

	25 <sup>th</sup> percentile	50 <sup>th</sup> percentile	75 <sup>th</sup> percentile	Responses
<b>All HCoB</b>	<b>\$40,000-\$45,000</b>	<b>\$50,000-\$55,000</b>	<b>\$60,000-\$65,000</b>	<b>280</b>
Undergraduate	\$40,000-\$45,000	\$50,000-\$55,000	\$55,000-\$60,000	238
Graduate	\$50,000-\$55,000	\$55,000-\$60,000	\$73,750-\$78,750	42



# Haworth College of Business – All Degrees

## Full-time Employment

- **Median salary** was **\$50,000 to \$55,000** (280 responses).
- **81%** had a job in **Michigan**.
- **94%** had a job **related** to their degree.
- **90%** were **satisfied with their job**.

## Top Employers

Amazon	Eaton	KeHE Distributors	Spectrum Health
Amerifirst	Enterprise Holdings	Kellogg's	State of Michigan
Arbor Financial Credit Union	Epredia	Meijer	Stryker
BDO	General Motors	Nolan Transportation	Summit Polymers
Bronson	Great Lakes Wine and Spirits	Parker Hannifin	Target
Coyote Logistics	Hormel Foods	Plante Moran	UHY
Deloitte & Touche	Insight Global	PNC	Whirlpool
			Zhang Financial

## Continuing Education

- **8%** of business respondents are pursuing further education after graduating from WMU.
- After graduation, 79% are pursuing master's degrees, 5% professional schools, 5% bachelor's, 4% certification programs, 4% studying for licensure, and 2% additional classes.
- 65% are continuing education at WMU, and the remaining 35% will attend 13 different institutions.

## Experiential Education

- **64%** had an internship, co-op, practicum, or field experience where they applied what they were learning in the classroom.
- **71%** had a job where they applied what they were learning in the classroom.
- **57%** worked on a project that took a semester or more to complete.
- **54%** were very active in extracurricular activities and organizations.

**92%**  
of business  
graduates  
completed at least  
one experiential  
education activity

## Top Internship Employers

BDO	General Motors	Meijer	Sigma Machine
Bronson	Greenleaf Trust	Mercantile Bank of Michigan	Steelcase
Coyote	Kellogg's	Parker Hannifin	Stryker
Dow Chemical	Kroger	Plante Moran	WMU
Eaton	MANN+HUMMEL	Quicken Loans	

## Experiences at WMU

- **99%** had at least one instructor who made them excited about learning.
- **91%** felt that their instructors cared about them as a person.
- **65%** had a mentor who encouraged them to pursue their goals and dreams.
- **93%** said that their education and experience as a student at WMU prepared them for their profession.

# HCOB – Undergraduate

## Full-time Employment

- **Median salary** for undergraduate degree recipients in HCoB was **\$50,000-\$55,000** (238 responses).
- **80%** had a job in **Michigan**.
- **94%** had a job **related** to their degree.
- **91%** were **satisfied** with their job.

## Top Employers

Amazon	Deloitte & Touche	Hormel Foods	PNC
Amerifirst	Eaton	KeHE Distributors	State of Michigan
Arbor Financial Credit Union	Enterprise Holdings	Kellogg's	Stryker
BDO	Epredia	Meijer	Target
Bronson	General Motors	Nolan Transportation	UHY
Coyote Logistics	Great Lakes Wine and Spirits	Plante Moran	Whirlpool
			Zhang Financial

## Experiential Education

- **67%** had an internship, co-op, practicum, or field experience where they applied what they were learning in the classroom.
- **69%** had a job where they applied what they were learning in the classroom.
- **60%** worked on a project that took a semester or more to complete.
- **58%** were very active in extracurricular activities and organizations.

**93%**  
of business  
undergraduates  
completed at least  
one experiential  
education activity



## Experiences at WMU

- **99%** had at least one instructor who made them excited about learning.
- **92%** felt that their instructors cared about them as a person.
- **65%** had a mentor who encouraged them to pursue their goals and dreams.
- **92%** said that their education and experience as a student at WMU prepared them for their profession.

"I was able to find my strengths as a leader and apply them through co-curricular experiences, Greek Life, and the WMU Signature program."

"Instructors in the business college care about students' lives outside of school. They helped me with resume building and interview strategies for employment in different fields of work."



# HCOB – Graduate

## Full-time Employment

- **Median salary** for graduate degree recipients in HCoB was **\$55,000-\$60,000** (42 responses).
- **88%** had a job in **Michigan**.
- **93%** had a job **related** to their degree.
- **86%** were **satisfied** with their job.

## Top Employers

Eaton  
Kellogg's  
Plante Moran  
Spectrum Health  
Stryker

## Experiential Education

- **48%** had an internship, co-op, practicum, or field experience where they applied what they were learning in the classroom.
- **82%** had a job where they applied what they were learning in the classroom.
- **40%** worked on a project that took a semester or more to complete.
- **29%** were very active in extracurricular activities and organizations.

**86%**  
of business graduate  
degree recipients  
completed at least  
one experiential  
education activity



## Experiences at WMU

- **98%** had at least one instructor who made them excited about learning.
- **91%** felt that their instructors cared about them as a person.
- **70%** had a mentor who encouraged them to pursue their goals and dreams.
- **96%** said that their education and experience as a student at WMU prepared them for their profession.

"I really love the sense of  
community at the business  
college."

# Accountancy

**95% of undergraduate and 89% of graduate degree recipients were actively engaged.**

	Undergraduate		Graduate	
	count	percent	count	percent
<b>Actively Engaged</b>	<b>88</b>	<b>95%</b>	<b>16</b>	<b>89%</b>
Employed full time	55	59%	14	78%
Employed part time	3	3%		
Continuing education	28	30%	2	11%
Military service	2	2%		
<b>Not Actively Engaged</b>	<b>5</b>	<b>5%</b>	<b>2</b>	<b>11%</b>
Looking for work	5	5%	2	11%


"What I learned in the classroom was immediately usable in the workplace."

## Full-time Employment

- Median salary for undergraduate degrees was \$45,000 to \$50,000 (35 responses).
- Median salary for graduate degrees was \$50,000 to \$55,000 (8 responses).
- 88% were employed in Michigan.
- 92% had a job related to their degree.
- 91% were satisfied with their job.

## Survey Population

	Graduates	Responses	
All degrees	149	111	(74%)
Bachelor's	124	93	(75%)
Master's	25	18	(72%)



**Jabbar Mims**

**Bachelor of Business Administration in accountancy, 2019**  
**Tax and Audit Accountant at Plante Moran**

"The activities, resources, and people that have helped me prepare for my career were Beta Alpha Psi, the National Association of Black Accountants, WMU staff and professors. They led me down the path of success with patience, perseverance, and support. I was grateful to gain all three from each and every student involved in the organization, as well as, each and every faculty member."

**Erica Sheahan,**  
**BBA in accountancy and finance, 2020**  
**Internal Auditor at KPMG**

"I had an internship at Gordon Food Service in the Internal Audit Department. This internship was an amazing experience, and it really opened my eyes to the internal audit career path. Another experience that impacted my choice in career path was the Business Externship Program, which allowed me to observe the day-to-day activities in a professional work environment and explore different career paths within my degree."



# Accountancy

## Job Titles and Employers

65F Financial Management Officer at U.S. Air Force  
Accountant at Group Marketing Services  
Accountant at Hayward's Tax and Accounting  
Accountant at the State of Michigan  
Accountant at The Dow Chemical Company  
Accounting Assistant at Niowave  
Accounting Associate at Acrisure  
Accounting Associate at Diversco Global  
Accounting Coordinator at TowerPinkster  
Accounting Specialist at Aspen Surgical  
Assurance Associate at PwC  
Assurance Staff at Plante Moran  
Audit Associate at BDO  
Audit Associate at Robert Half  
Auditor at UHY  
Business Planner at Spartan Nash  
Data Analytics Coordinator at Covance  
Examiner at State of Michigan  
Financial Analyst at Bannell Health  
Financial Analyst at Stryker  
Financial Institution Examiner at State of Michigan  
Internal Auditor at KPEP  
International Tax Associate at BDO  
Reporting Analyst at Equiq

Risk and Financial Advisory Analyst at Deloitte & Touche  
Satellite Communications Operator at U.S. Army  
Staff Accountant at Crowe  
Staff Accountant at Dimplex Thermal Solutions  
Staff Accountant at Kruggel Lawton CPAs  
Staff Accountant at McKeown  
Staff Accountant at Physicians Toxicology  
Staff Accountant at Plante Moran  
Staff Accountant at UHY  
Staff Accountant at Valley Oak Financial  
Staff Accountant at Wipfli  
Staff Accountant at Yeo & Yeo  
Staff Auditor at Deloitte & Touche  
Staff Auditor at Plante Moran  
Staff Tax Accountant at Cole Gavlas  
Tax and Audit Accountant at Plante Moran  
Tax Associate at BDO  
Tax Associate at Ceterus  
Tax Associate at RSM  
Tax Examiner at Internal Revenue Service  
Tax Staff Accountant at UHY  
Tax Staff at Plante Moran

## Continuing Education

Masters in Accountancy at Lancaster University  
Masters in Accountancy at University of Hong Kong  
Masters in Accountancy at University of Michigan

Masters in Accountancy at Walsh College  
Masters in Accountancy at WMU



**Aida Gray**

**Bachelor of Business Administration in accountancy, 2020**  
**Tax Examiner at Internal Revenue Service**

"Choose something that you're good at or love to do. If you're good at it, you'll always have a job. If you love what you do, it will not feel like work."

**Gerardo Ramos,**  
**BBA in accountancy, 2020**  
**Assurance Staff at Plante Moran**

"Having an internship at Greenleaf Trust and at Plante Moran helped solidify that accounting and finance were the right majors for me. The two internships helped me grow professionally in ways that a classroom cannot. Being involved on campus in Beta Alpha Psi, NABA (National Association of Black Accountants) and ALPFA (Association of Latino Professionals For America) really helped me network and grow with like-minded individuals that were looking towards a successful future."



# Advertising and Promotion

## 97% of degree recipients were actively engaged.

	count	percent
<b>Actively Engaged</b>	<b>31</b>	<b>97%</b>
Employed full time	28	88%
Employed part time	1	3%
Continuing education	2	6%
<b>Not Actively Engaged</b>	<b>1</b>	<b>3%</b>
Personal commitments	1	3%

"The best thing about WMU was feeling motivated to learn. I enjoyed the environment I was in to constantly be better."

## Full-time Employment

- Median salary was \$35,000 to \$40,000 (9 responses).
- 100% were employed in Michigan.
- 87% had a job related to their degree.
- 67% were satisfied with their job.

## Survey Population

	Graduates	Responses
Bachelor's	36	32 (89%)

## Job Titles and Employers


Assistant Media Buyer at DP+  
Associate Banker at Quicken Loans  
Digital Content Manager at Rebel Creative  
Digital Marketing Assistant at MI Digital Solutions  
Digital Marketing Specialist at WSI  
Digital Marketing Strategist at MassMutual Great Lakes  
Inside Sales and Marketing Manager at Industrial Innovations  
Inside Sales Representative at The Peterson Company  
Integrated Communications Assistant at Media Assembly  
Logistics Consultant at Fifth Wheel Freight  
Marketing Advertising Specialist at Biddergy.com  
Marketing Analyst at April Bastyr Photography  
Marketing Coordinator at Biggby Coffee  
Marketing Intern at Crested Butte Mountain Resort  
Media Associate at Starcom  
Mortgage Loan Closer at Consumers Credit Union  
Post-Production Video Editor  
Programmatic Analyst at Starcom  
Retail Sales Representative at USG

## Continuing Education

Masters in Business Administration at VCU  
Commonwealth University  
Brandcenter  
Specialist Program in Advertising and  
Promotion at Denver School of  
Advertising

### Jade Bolden, BBA in advertising and promotion, 2019 Media Associate at Starcom

"Joining AdClub put me in contact with many in the advertising industry and gave me the opportunity to attend multiple advertising events. This opened up a door to be able to network with the right people. After all, it's all about who you know."



# Business Administration (MBA)

**94% of degree recipients were actively engaged.**

	count	percent
<b>Actively Engaged</b>	<b>80</b>	<b>94%</b>
Employed full time	78	92%
Employed part time	1	1%
Continuing education	1	1%
<b>Not Actively Engaged</b>	<b>5</b>	<b>6%</b>
Looking for work	4	5%
Personal commitments	1	1%

## Full-time Employment

- Median salary was \$55,000 to \$60,000 (32 responses).
- 89% were employed in Michigan.
- 92% had a job related to their degree.
- 82% were satisfied with their job.

"I appreciated the convenience, the positive relationships with professors, small classes, and the community involvement."

## Survey Population

	Graduates	Responses	
Master's	95	85	(89%)



**Zach Barber**

**Master of Business Administration, 2020  
eCommerce Marketplace Manager**

"Grit has had the biggest impact on my success. You have to stick to the task at hand and know that it will get better and/or easier in the future.

Try to get as much work experience as possible during college. Internships and jobs loosely connected to your field of study will have a multiplicative effect on the value you get from your classes. You will walk away with much more than a degree!"



# Business Administration (MBA)

## Job Titles and Employers

Account Manager at JB Hunt  
Americas Payroll Team Leader at Booking.com  
Animal Resource Manager at WMU School of Medicine  
Associate Manager of Relationship and Loyalty Marketing at Kellogg's  
Business Analyst at TriSync Technologies  
Business Analyst at Tekizma  
Business Management Consultant at Z&A  
Business Operations Practice Manager at Spectrum Health  
Buyer at General Motors  
Customer Experience Specialist at Kalsec  
Customer Support Specialist at Streamline Healthcare Solutions  
Director of Financial Planning and Investments at The Planning Group  
District Sales Manager at Elanco Animal Health  
Finance and Corporate Development at Challenge Manufacturing Company  
Finance Representative at Stryker  
Financial Analyst at Cascade Engineering  
Financial Analyst at Dematic  
Financial Analyst at Kellogg's  
Financial Analyst at Stryker  
Financial Business Systems Analyst – Senior Associate at Herman Miller  
HR Generalist at Systex Products  
Human Resource Coordinator at StaffBright  
Industrial Engineer at Pratt and Whitney  
International Admissions Counselor at WMU  
Inventory Manager at Meijer  
IT Business Analyst at Kadant Johnson

Lab Manager at Dairyland Laboratories  
Lab Operations Associate at Charles River Laboratories  
Lead Development QA Engineer at GE Aviation  
Master Scheduler at Zoetis  
MRP Consultant at Kellogg's  
Pharmacy Supervisor at Mercy Health  
Policy and Procedure Development Specialist at Amerifirst  
Principal Management Engineer at Henry Ford Health System  
Procurement Specialist at Insight Global  
Product Analyst at Foremost Insurance  
Professor of Economics and Business at Kellogg Community College  
Program and Volunteer Coordinator at Grand Rapids Opportunities for Women  
Project Engineer at Summit Polymers  
Project Manager at Alnex  
Purchase Specialist at Parker Hannifin  
Purchasing Manager at Butterball Farms  
Quality Manager at Middleville Tool and Die  
Reimbursement Manager at Spectrum Health  
Sales Support Engineer at Lanza Tech  
Senior Cost Analyst at Precision Material Handling Equipment  
Senior Financial Analyst at Eaton  
System Specialist at WMU  
Territory Manager at Reckitt Benckiser  
Vice President of Marketing and Public Relations at Advia Credit Union  
Warranty Systems Manager at Eaton



**Kimberly Madsen**  
**Master of Business Administration, 2020**  
**Professor of economics and business**  
**at Kellogg Community College**

"Complete your CliftonStrengths and other personality assessments early in your college life. Take every opportunity that is presented to you, and do it with excellence. Believe in yourself and never compromise your values and who you are. Always be kind and do the right thing, even if it means standing alone at times."

# Business Information Systems

**90% of degree recipients were actively engaged.**

	count	percent
<b>Actively Engaged</b>	<b>43</b>	<b>90%</b>
Employed full time	41	85%
Employed part time	1	2%
Continuing education	1	2%
<b>Not Actively Engaged</b>	<b>5</b>	<b>10%</b>
Looking for work	5	10%

## Full-time Employment

- Median salary was \$60,000 to \$65,000 (16 responses).
- 80% were employed in Michigan.
- 100% had a job related to their degree.
- 100% were satisfied with their job.

"I appreciated being able to form relationships with my professors, who pushed me to do better and gave me solid advice on what I should do with my skills."

## Survey Population

This report includes data from students who majored in computer information systems, business analytics, information security: CIS, and telecommunication and information management: business.

	Graduates	Responses
Bachelor's	68	48 (71%)



### Magan Loll

**Bachelor of Business Administration  
in computer information systems, 2020  
EDI Analyst at Priority Health Insurance**

"One of the best opportunities I had was tutoring for analytics classes in the business college. I was able to get to know other students and make quite a few close friends. It also provided an opportunity for me to further my analytical knowledge, develop technical skills in my field, and helped me develop the mindset for the job I have now. Tutoring helped confirm that analytics was the career direction that I wanted to take, and I learned new things from professors, who gave me great advice that helped me throughout my time at Western. I also had an internship with Streamline Healthcare Solutions, which introduced me to the world of healthcare and information technology. If it were not for this opportunity, I do not know that I would have even considered a career in this field of work. This internship provided me the chance to learn more while in a work environment rather than a classroom and helped develop my professional relationships as well."




# Business Information Systems

## Job Titles and Employers

Analyst and Training Developer at ScimmageSim  
Application Support Analyst at eoStar  
Associate Data Analyst at SalesPage Technologies  
Associate Engineer at Kellogg's  
Associate Solutions Engineer at SalesPage Technologies  
Business System Administrator at Depatie Fluid Power  
Central Services Technician at Analytics  
Client Systems Engineer at Epic  
Cloud Systems Analyst at Streamline Healthcare Solutions  
Computer Network Analyst at TSR Technologies  
CTO/Information Security Manager at Portfolio Solutions  
Cyber Security Analyst at Amerifirst  
Cyber Security Consultant at Plante Moran  
Data Integrity Analyst at Brookfield Properties  
EDI Analyst at Priority Health Insurance  
Helpdesk Specialist at Fuse Technology

Helpdesk Technician at Shift Digital  
Information Technology Support Specialist at SOS Children's Villages  
Internal Auditor at Walgreens Boots Alliance  
IT Analyst at Innovative Software Solutions  
IT Analyst at Ryder System  
IT Help Desk Specialist at HeartcoR Solutions  
IT Service Engineer at BP  
IT Support Center Analyst at Meijer  
IT Technician at WMU  
Learning Management System Administrator at Perrigo  
Registrar Data Analysis at Henry Ford Health System  
Reporting Analyst at Equiq  
Senior Human Resources Assistant at Amazon  
Software Test Analyst at General Motors  
Systems Specialist Sr. at WMU  
Technology Specialist at PNC  
Warranty Systems Analyst at Eaton



**Chase Dechnik**  
**Bachelor of Business Administration**  
**in computer information systems, 2020**  
**Central Services Technician at Aunalytics**

"I had an internship at my current employer, where I engaged in numerous different tasks and projects that make up the multiple duties of working at an MSP. This greatly demanded me to become versatile and learn skills on the go that helped me develop my ability to become adaptable in whatever was asked of me, be it in my comfort zone or not. The work environment was, and even still is, extremely encouraging and helpful in getting new IT skills under your belt to perform your job with more efficiency, which was such a tremendous help for someone still in college at the time."

# Digital Marketing and eCommerce

**85% of degree recipients were actively engaged.**

	count	percent
<b>Actively Engaged</b>	<b>11</b>	<b>85%</b>
Employed full time	10	77%
Continuing education	1	8%
<b>Not Actively Engaged</b>	<b>2</b>	<b>15%</b>
Looking for work	2	15%

## Full-time Employment

- 88% were employed in Michigan.
- 100% had a job related to their degree.
- 100% were satisfied with their job.

## Job Titles and Employers

Assistant Brand Manager at Whirlpool  
Digital Marketing Specialist at Lapp Tannehill  
Digital Marketing Specialist at The Computer Guild  
Grant Processor at Women's Business Development Center  
Marketing Strategist at Owl Computing  
Social Data Analyst at General Motors

## Survey Population

	Graduates	Responses	
Bachelor's	15	13	(87%)

"The best thing about WMU was that school was no longer school – I was waking up excited to learn about a field I loved, with peers who had the same exact eagerness to learn."

# Finance

**86% of degree recipients were actively engaged.**

	count	percent
<b>Actively Engaged</b>	<b>83</b>	<b>86%</b>
Employed full time	72	75%
Continuing education	11	11%
<b>Not Actively Engaged</b>	<b>13</b>	<b>14%</b>
Looking for work	13	14%

## Full-time Employment

- Median salary was \$50,000 to \$55,000 (34 responses).
- 80% were employed in Michigan.
- 95% had a job related to their degree.
- 97% were satisfied with their job.

## Survey Population

	Graduates	Responses
Bachelor's	142	96 (65%)



**Tyler Julien**

**BBA in accountancy and finance, 2020**

**Audit Staff at Plante Moran**

"The professional experiences I've gained through an internship and campus employment were truly invaluable. Taking on the 2019 tax season with a local CPA firm allowed me to employ knowledge gained in the classroom and test my fit within my chosen field. Working as Program Assistant for the Sanford Center for Financial Planning and Wellness, as well as an Undergraduate Research Assistant in the Department of Finance and Commercial Law presented me with the challenges and the support I needed to push my limits."

**Victor Perez**  
**BBA in finance, 2020**  
**Associate Participant Services Administrator**  
**at Greenleaf Trust**

"Having the opportunity to be an Orientation Student Leader provided me with great learning, more confidence to step out of my comfort zone, and taught me how to become a leader within a team setting. I also had the opportunity to intern at Greenleaf Trust prior to joining full time, which allowed me to utilize all of the tools/practices I learned at Western and immediately translate them into the field."



# Finance

## Job Titles and Employers

Accountant at Eaton  
Accounting Manager at Reliable Management Systems  
Appraisal Trainee at Appraiz-it  
Assurance Staff at Plante Moran  
Business Operations Associate at Populus Group  
Business Sales and Services Representative at PNC  
Core Service Consultant at PNC  
Credit Analyst at First National Bank of Michigan  
Credit Specialist at Comerica Bank  
Development Program Associate at Ford Credit  
Election Coordinator and Document Manager at Charter Township of Kalamazoo  
Finance Specialist at Arbor Financial Credit Union  
Finance Specialist at First National Bank of Michigan  
Financial Advisor at Edward Jones  
Financial Advisor at Florida Financial Advisors  
Financial Advisor at Plante Moran  
Financial Advisor at Rose Street Advisors  
Financial Analyst at Bannel Health  
Financial Analyst at Owens-Illinois  
Financial Analyst at Stryker  
Financial Consultant at AXA Equitable  
Financial Planning Assistant at Zhang Financial  
Financial Reporting Specialist at Amerifirst  
Financial Services Rep at Mass Mutual Great Lakes

Group Controller at Frost Brands  
Internal Auditor at KPEP  
Key Account Manager at Zalora Group  
Legal Assistant at Kreis Enderle  
Management Trainee at CIMB Niaga  
Operations Assistant at Guaranteed Rate  
Operations Specialist at Morgan International  
Plant Financial Analyst FLDP at Eaton  
Procurement Representative at Lockheed Martin  
Program Manager at Amazon  
Project Finance Analyst at Weldy-Lamont Associates  
Registered Rep of PFS Investments at Primerica  
Securities Processing Specialist at Rockit Solutions  
Senior Underwriter at United Shore  
Service Administrator at Alta Equipment Company  
Service Administrator at EpreDia  
Staff Accountant at Plante Moran  
Tax Associate at BDO  
Underwriter at United Wholesale Mortgage  
Wealth Management Analyst at PNC

## Continuing Education

Certificate in Applied Statistics at WMU  
Masters in Accountancy at WMU  
Masters in Business Administration at WMU



### Kyle Krupp

**BBA in finance, 2020**

**Internal Auditor at Owens**

"Internships are the most important to being marketable to employers. Every internship, good or bad, can be used as a learning tool. Do not put off getting internships. Start applying for them during your freshman year and throughout college. Even if the job description lists a specific grade level, some companies will still accept you."

### Max Murphy

**BBA in personal finance, 2020**  
**Financial Advisor at Plante Moran**

"Involvement during my college career has had a great impact on preparing me for the professional world. As a freshman I was involved in four different business organizations on campus, and they have truly shaped me into the professional I am today."



# Food & Consumer Package Goods Marketing

**97% of degree recipients were actively engaged.**

	count	percent
<b>Actively Engaged</b>	<b>36</b>	<b>97%</b>
Employed full time	35	94%
Continuing education	1	3%
<b>Not Actively Engaged</b>	<b>1</b>	<b>3%</b>
Looking for work	1	3%

## Full-time Employment

- Median salary was \$50,000 to \$55,000 (15 responses).
- 54% were employed in Michigan.
- 97% had a job related to their degree.
- 93% were satisfied with their job.

"The best thing about WMU was being able to complete real projects and present them to companies, networking with companies within the industry, and growing as a professional throughout the years."

## Survey Population

	Graduates	Responses
Bachelor's	45	37 (82%)



### Garrett Fedewa

**BBA in food and consumer packaged goods marketing, 2020**

**Field Sales Representative at Mike's Hard Lemonade**

"I had multiple on-campus jobs and internships, which prepared me for my career. The Food Marketing Program and the Food Marketing Association (FMA) presented with countless opportunities to connect on a personal level with employers, go to industry conferences, and hold executive board positions in FMA. I was also involved in Delta Sigma Pi. Getting connected with several people in all academic majors helped me get a good understanding of where I fit best professionally, and how to network. I consider my involvement in these organizations to be what transitioned me from a young, immature, college kid to a well-rounded professional."



# Food & Consumer Package Goods Marketing

## Job Titles and Employers

Associate Business Manager at Daymon  
Associate Category Development Analyst at Hormel Foods  
Business Analyst at Meijer  
Consumer Insights and Category Growth Analyst at KeHE Distributors  
Consumer Product Sales Rep at Hormel Foods  
Customer Operations Coordinator at Coyote Logistics  
Field Sales Representative at Mike's Hard Lemonade  
Human Resources Assistant at CMU Medical Education Partners  
Junior Trade Marketing Analyst at Air Wick at RB  
Leadership Program Associate at KeHE Distributors  
Logistics Account Executive at Total Quality Logistics  
Management Trainee at Sherwin-Williams  
Managing Partner at The Fashion Connection  
Merchandiser at Great Lakes Wine and Spirits  
Merchandiser at Imperial Beverage  
Retail Sales Representative at Hershey's  
Sales Associate/Assistant Buyer at JC Licht Paint  
Sales Consultant at Great Lakes Wine and Spirits  
Sales Management Associate at PepsiCo  
Sales Representative at Great Lakes Wine and Spirits  
Sales Representative at Hershey's  
Sales Representative at Hormel Foods  
Sales Representative at Kellogg's  
Sales Representative at Molson Coors Beverage Company  
Sales Service Representative at Mondelez International  
Territory Sales Manager at Reckitt Benckiser

## Continuing Education

Masters in Business Administration at WMU



### **Justin Sultini**

**BBA in food and consumer packaged goods marketing, 2020**

**Consumer Product Sales Representative at Hormel Foods**

"Being on the executive boards for the Food Marketing Association gave me the opportunity to showcase my leadership skills and as develop them to a higher level. It also allowed me to interact more with the professors and recruiters, which allowed me to build relationships with potential future employers."

# Human Resource Management

**91% of degree recipients were actively engaged.**

<b>Actively Engaged</b>	<b>40</b>	<b>91%</b>
Employed full time	33	75%
Employed part time	1	2%
Continuing education	6	14%
<b>Not Actively Engaged</b>	<b>4</b>	<b>9%</b>
Looking for work	4	9%

## Survey Population

	Graduates	Responses
Bachelor's	59	44 (75%)

## Full-time Employment

- Median salary was \$35,000 to \$40,000 (9 responses).
- 90% were employed in Michigan.
- 83% had a job related to their degree.
- 80% were satisfied with their job.

"WMU professors encouraged me to chase my dreams even when I thought I couldn't reach them."

## Job Titles and Employers

Business Analyst at Meijer  
Client Coordinator at Visiting Angels of SW MI  
Customer Service Representative at PNC  
Customer Service Representative at Thetford  
Event Manager at Oak Management  
Executive Assistant at Quicken Loans  
Honda Product Specialist at Gail and Rice  
HR Administrative Assistant at II Stanley  
HR Administrative Assistant at Family Health Center  
HR Assistant at Easypak  
HR Coordinator at Axios HR  
HR Coordinator at Berkshire eSupply  
HR Coordinator at Sara Lee  
HR Coordinator at Summit Polymers

HR Specialist at Amerifirst  
Human Resources Coordinator at ProQuest  
Human Resources Generalist at U.S. Government  
Lead Customer Service Representative at Stryker  
Manager at Klotz Family Farms  
Marketing Coordinator at Reynolds American  
Merchandiser at Imperial Beverage  
Production Supervisor at FEMA Corporation  
Recruiter at Aerotek  
Recruiter at LaSalle Network  
Senior HR Assistant at Amazon  
Training and Culture Coordinator at Arbor Financial Credit Union

## Continuing Education

Masters in Human Resources and Industrial Relations at University of Minnesota  
Masters in Human Resources at University of Illinois  
Masters in Labor Relations at Cornell University  
Masters in Labor Relations at Michigan State University



**Rodney Bell**  
**Bachelor of Business Administration**  
**in human resource management, 2020**  
**Business Analyst at Meijer**

"Internships provided me with the necessary information that propelled me to my first job at Meijer. Having internships in different fields gave me a wide perspective of what I wanted to do with my career by realizing what exactly I needed to do to get in position for the job I wanted."



# Integrated Supply Management

**95% of degree recipients were actively engaged.**

	count	percent
<b>Actively Engaged</b>	<b>72</b>	<b>95%</b>
Employed full time	71	93%
Military service	1	2%
<b>Not Actively Engaged</b>	<b>4</b>	<b>5%</b>
Looking for work	4	5%

## Full-time Employment

- Median salary was \$50,000 to \$55,000 (44 responses).
- 77% were employed in Michigan.
- 96% had a job related to their degree.
- 89% were satisfied with their job.

## Survey Population

	Graduates	Responses
Bachelor's	95	76 (80%)



**John Hayward, BBA in ISM, 2020**

### **TRACK Rotational Development Program at General Motors**

"I had two internships, which helped me accelerate career development, expand my network, and gave me a flavor of what life after college will look like. I also had close relationships with a lot of my professors, which enabled me to get more out of their classes and opened doors for me. I also had few mentors that are outstanding leaders in the ISM field, which has been a tremendous help."

**Ryan Helm, BBA in ISM, 2020**

### **Procurement Operations Specialist at Navistar International**

"I had two internships, which greatly impacted my career development, allowing me to grow as a leader, develop my professional communication and project management. I also served on executive boards for the Supply Chain Management Association, and Delta Sigma Pi: Epsilon Omicron Chapter, which gave me endless professional connections."



**Emily Wood, BBA in ISM, 2020**

### **Buyer at Humphrey Products**

"At WMU I worked as Student Ambassador for the office of admissions, which helped me become more confident in public speaking, allowed me to share my passion for WMU, and create relationships with students and their families. I also participated in a co-op, which was essential to my success as a young professional. My business fraternity, Delta Sigma Pi (DSP) was truly the reason I was able to succeed throughout the past four years. DSP taught me how to make professional relationships throughout the college of business, across different majors, and throughout multiple industries. The added brotherhood I found within the people there are truly what kept me going, even during stressful times as a student."

# Integrated Supply Management

## Job Titles and Employers

Account Executive at Level Data  
Account Manager at PECO Pallet  
Annual Procurement Representative at Fifth Wheel Freight  
Area Manager at Amazon  
Associate Buyer at Epreia  
Associate Buyer at Getman  
Associate Supply Planner at Epreia  
Associate Warehouse Supervisor at Medline Industries  
Business Intelligence Specialist at Eaton  
Buyer/Planner at Humphrey Products  
Buyer at Flowserve  
Buyer at Jac Products  
Buyer at Signode  
Buyer at Wirtz Manufacturing  
Capacity and Constraint Analyst at FCA  
Consultant at Baker Tilly  
Customer Operations Representative at Coyote Logistics  
Customer Service Coordinator at Bulmann Dock & Lift  
Demand Planner at KeHE Distributors  
Engineering Assistant at Summit Polymers  
Global Supply Chain Leadership Development at Whirlpool  
Impact Leadership Team Member at Patrick Industries  
Inventory Management Supervisor at Logistics Insight  
Inventory Manager at Middle Eastern Appetite  
Leadership Development Program at Ryder System  
Logistic Analyst at Hino Motor Sales  
Logistics Consultant at Fifth Wheel Freight  
Logistics Management Specialist at NAVSEA  
New Product Introduction Program Manager at Dell  
Operational Buyer at Proos  
Operations Manager at Target  
Procurement at General Motors  
Procurement Operations Specialist at Navistar  
Procurement Representative at L3HARRIS  
Procurement Representative at Lockheed Martin  
Procurement Specialist at Diageo North America  
Production Control Specialist at Michigan Automotive Compressor  
Production Control Specialist at TRMI  
Production Control Supervisor at Prab  
Production/Material Manager at MS Metal Solutions  
Project Manager at Metal Flow Corporation  
Purchasing FCG at Ford Motor Company  
Quality Analyst at Universal Logistics Holdings  
Route Supervisor at Universal Logistics  
Senior Logistics Coordinator at Stryker  
Senior Rep of Supply Chain and Logistics at Whirlpool  
Spend Analyst at Stryker  
Staff Consultant at Baker Tilly  
Supply Chain Analyst at CJ Logistics dba DSC Logistics  
Supply Chain Leadership Development Associate at Parker Hannifin  
Supply Chain Representative at Marathon Petroleum  
Supply Chain Rotational at Dow Chemical  
Supply Chain Rotational Program at General Motors  
TRACK Rotational Program at General Motors  
Warehouse Operations Supervisor at Universal Logistics Holdings  
Worldwide Procurement Analyst at Apple

## Continuing Education

Masters in Industrial and Operations Engineering at University of Michigan



### **Conner Stager, BBA in ISM, 2020, Manager Trainee at JB Hunt Transportation**

"My internship with Parker Hannifin gave me the opportunity to work in different areas of the supply chain department and learn the everyday life of a supply chain professional. Also, I completed various problem-solving projects that helped increase my supply chain knowledge. In addition, Delta Sigma Pi: Epsilon Omnicron Chapter gave me the resources and opportunities to work on my professional skills to be able to bring them into the working world."

### **Madison Thurston, BBA in IS, 2020 Supply Chain Representative at Marathon Petroleum**

"I was able to participate in two internships, which allowed me to use what I learned in class simultaneously while working. My mentors pushed me to try new things, push forward on challenges, and to be myself. Also, the resources such as The Zhang Career Center, WMU Signature, SPuRS, Greek Community made a huge impact on my career and me prepared to take on this next chapter of my life."



# Management

## 93% of degree recipients were actively engaged.

	count	percent
<b>Actively Engaged</b>	<b>78</b>	<b>93%</b>
Employed full time	71	85%
Continuing education	7	8%
<b>Not Actively Engaged</b>	<b>6</b>	<b>7%</b>
Looking for work	5	6%
Personal commitments	1	1%

"I loved the team player culture. The support of one another here is outstanding – from students to faculty and staff to Kalamazoo being united. The atmosphere here is special. I took pride in it."

## Full-time Employment

- Median salary was \$50,000 to \$55,000 (30 responses).
- 81% were employed in Michigan.
- 95% had a job related to their degree.
- 90% were satisfied with their job.

## Survey Population

This report includes data from students who majored in management, leadership and business strategy, and entrepreneurship.

	Graduates	Responses
Bachelor's	120	84 (70%)



**Francisco Jose Hernandez Micheli**  
**Bachelor of Business Administration in management, 2020**  
**Technical Director's Assistant**  
**at Professional Dominican Baseball League**

"Being able to work for WMU's Athletics Department as a Mid-American Conference Intern permitted me to develop my research-driven techniques and allowed me to fully adapt to a different culture by diversifying myself into other sports disciplines, besides baseball. Having the opportunity to get in touch with a D1 Intercollegiate Athletics Department improved my communication and relationship building skills and shaped me into the professional that I am today. Not to mention that being part of the WMU's Sport's Business Association founding committee was a thrilling experience of its own as it permitted me to establish new strategic ways of building a brand from scratch."

# Management

## Job Titles and Employers

Account Manager at Coast Incorporated  
Account Representative at CDW-G  
Accounting Manager at AGO Citgo  
Analyst and Training Developer at ScimmageSim  
Assistant Program Manager at Speedrack Products Group  
Assistant Property Manager at Edward Rose and Sons  
Assistant Property Manager at Urban Apple  
BH Admin/Finance at Whirlpool  
Broker at Melissa Siegal Group  
Business Intelligence Lead at Brunswick Boat Group  
Dealer Operations Analyst at Entrega Systems Group  
Director of Operations at Char Berry  
Director of Strategic Initiatives at Primera Plastics  
Financial Advisor at Wells Fargo Advisors  
Financial Advisor at Plante Moran  
Financial Representative at Northwestern Mutual  
General Manager at Subway  
Hangar Coordinator at Duncan Aviation  
Help Desk Supervisor at WMU  
Human Resources Generalist at Whirlpool  
Inside Sales Representative at Donn Palms  
Inside Sales Representative at VMware  
Launch Sales Representative at Western Digital  
Marketing/Brand Associate at C2Dx  
National Account Manager at Nolan Transportation  
National Account Representative at Arrive Logistics  
Operations Manager at Conlee Oil Company  
Planner at Parker Hannifin  
Quality Manager at Alro Steel  
Recruiter at Insight Global  
Regional Manager of Training at Spectrum Health  
Risk Intelligence Consultant at Deloitte & Touche  
Sales Development Representative at Service Express  
Senior Analyst Sales Planning at Kellogg's  
Senior Project Analyst at Whirlpool  
Service Coordinator at Steensma Lawn and Power Equipment  
Support Technician at Synology America Corporation  
Team Lead at Zoetis  
Technical Director's Assistant at Professional Dominican Baseball League  
Tournament Director at Ethereal Discs

## Continuing Education

Doctorate in Law at Michigan State University  
Masters in Business Administration at University of Illinois  
Masters in Business Administration at WMU

# Marketing

## 91% of degree recipients were actively engaged.

	count	percent
<b>Actively Engaged</b>	<b>64</b>	<b>91%</b>
Employed full time	61	87%
Continuing education	3	4%
<b>Not Actively Engaged</b>	<b>6</b>	<b>9%</b>
Looking for work	6	9%

## Full-time Employment

- Median salary was \$40,000 to \$45,000 (21 responses).
- 75% were employed in Michigan.
- 92% had a job related to their degree.
- 90% were satisfied with their job.

"The staff and faculty were amazing, always willing to help and prepare students for our professions in the real world."

## Survey Population

	Graduates	Responses
Bachelor's	102	70 (69%)

## Job Titles and Employers

Account Manager at Fastenal Company  
 Account Manager at NTG  
 Advertising Specialist at Blue Wheel Media  
 Associate Account Representative at CDW-G  
 Brand Specialist at Honor Credit Union  
 Brand Team Member at Target  
 Business Development Analyst at Protective Industrial Polymers  
 Business Development Manager at Factory Plans Zeigler Auto  
 Corporate Sales Development Consultant at PNC  
 CSP at H&R Block  
 CSR at Covenant Eyes  
 Digital Marketing Specialist at Logical Position  
 Digital Marketing Specialist at The Computer Guild  
 Ecommerce Associate at D&R Sports Center  
 Ecommerce Data Manager at SAF\_Holland  
 Entry-Level Sales Rep at Capstone Consultants  
 Insurance Account Representative at State Farm  
 Logistics Broker–Account Manager at Nolan Transportation  
 Major Account Executive at Detroit Disposal and Recycling

Management Trainee at CED Greentech East  
 Management Trainee at Enterprise Holdings  
 Marketing Assistant at Charles River Laboratories  
 Marketing Associate at Joey Mattress  
 Marketing Lead at Chick Fil A  
 Marketing Manager at Quality Import Service  
 Marketing Strategist at Dsco.io  
 Marketing Supervisor at Black Rock  
 P&C Account Manager at Ally Financial Services  
 Recruiter at Eight-Eleven Group  
 Recruiter at Insight Global  
 Risk Intelligence Consultant at Deloitte & Touche  
 Sales Associate at Common Sail Investment Group  
 Sales Associate/Inventory Manager at Metro Imports  
 Sales Associate/Inventory Manager at Sherwin-Williams  
 Sales Development Representative at Zoominfo  
 Sales Representative at Kellogg's  
 Sales Representative at 2313 Inc.  
 Service Advocate at Farmers Insurance  
 Social Media Marketing Specialist at Amplify Marketing and Event Planning  
 UIA Contractor at the State of Michigan

## Continuing Education

Doctorate in Law at University of Alabama  
 Masters in Market Research at Michigan State University  
 Masters in Marketing Research at Michigan State University



# Sales and Business Marketing

**98% of degree recipients were actively engaged.**

	count	percent
<b>Actively Engaged</b>	<b>52</b>	<b>98%</b>
Employed full time	52	98%
<b>Not Actively Engaged</b>	<b>1</b>	<b>2%</b>
Looking for work	1	2%

## Full-time Employment

- Median salary was \$50,000 to \$55,000 (31 responses).
- 69% were employed in Michigan.
- 96% had a job related to their degree.
- 94% were satisfied with their job.

## Survey Population

	Graduates	Responses
Bachelor's	70	53 (76%)



**Chyna Dandridge**  
**BBA in sales and business marketing, 2019**  
**Client Manager at Cigna**


"The things I've done outside of the classroom have greatly impacted my career path. I was a member of multiple RSOs most specifically Phi Chi Theta, where I was given many opportunities to network and connect with other business professionals. I also attended the National Sales Network Student Conference, where I landed two roles with Fortune 100 companies. I landed an internship with Pepsico for two summers and my full-time role at Cigna."

# Sales and Business Marketing

## Job Titles and Employers

Account Executive – Sales at Medasource  
Account Manager at Gillco Ingredients  
Account Manager at Allstate  
Account Manager at Nolan Transportation  
Account Manager at VDA Labs  
Associate Account Manager at Collabera  
Associate Sales Executive at HUB International  
Business Development Executive at ACP Technologies  
Carrier Sales Representative at Coyote Logistics  
Client Manager at Cigna Health  
Client Relations Associate at StructureTec  
Customer Relationship Management Specialist at Sport View Technologies  
Direct Sales Representative at Spectrum/Charter Communications  
Executive Team Leader at Target  
Field Sales Representative at E&J Gallo  
Financial Services Representative at Mass Mutual Great Lakes  
Inside Sales at Zeeland Lumber and Supply  
Inside Sales Representative at VMware  
IT Recruiter at Brooksource

Launch Sales Representative at Western Digital  
Management Trainee at Cintas  
Marketing Coordinator at IPX 1031  
Marketing Specialist at MiEN Environments  
Realtor at ReMax  
Recruiter at KellyMitchell Group  
Retention Sales Associate at Spectrum  
Sales Associate at Velocity EHS  
Sales Associate at Gartner  
Sales Consultant at Paychex  
Sales Development Rep at Service Express  
Sales Development Representative at Level Data  
Sales Development Representative at LumApps  
Sales Execution Representative at Whirlpool  
Sales Rep at Great Lakes Wine and Spirits  
Sales Representative at Mylan Pharmaceutical  
Sales Representative at Allstate  
Sales Representative at Cintas  
Sales Support at Fastenal Company  
Sales Support Specialist at United Shore  
Service Consultant and Sales Representative at Chrysler  
Territory Manager at Hormel Foods



**Kelly Burns**  
**BBA in sales and business marketing, 2020**  
**Technical Recruiter at KellyMitchell Group**

"I did two summer internships with Coyote Logistics in Chicago. Coyote is an amazing company, and I learned a lot about what working in the business world is like as well as being in a fast-paced environment.

Being in a sorority definitely helped give me with the resources and guidance of what path I wanted to take."





**WESTERN MICHIGAN UNIVERSITY**

College of Health  
and Human Services

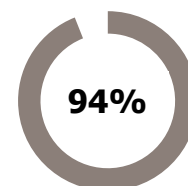
## College of Health and Human Services

Alcohol and Drug Abuse .....	154
Blindness and Low Vision Studies.....	155
Healthcare Services and Sciences .....	156
Integrative Holistic Health and Wellness....	158
Interdisciplinary Health Sciences.....	159
Nursing .....	160
Occupational Therapy .....	162
Physician Assistant.....	163
Public Health .....	164
Social Work .....	165
Speech Pathology and Audiology .....	167

# Health and Human Services

## Post-Graduation Activity

**94%** of all Health and Human Services graduates were actively engaged.



	All degrees		Undergraduate		Graduate degrees	
	count	percent	count	percent	count	percent
<b>Actively Engaged</b>	<b>542</b>	<b>94%</b>	<b>291</b>	<b>95%</b>	<b>251</b>	<b>92%</b>
Employed full time	371	64%	152	50%	219	80%
Employed part time	13	2%	5	2%	8	3%
Continuing education	156	27%	134	44%	22	8%
Military service	1	0.2%			1	0.4%
Volunteering full time	1	0.2%			1	0.4%
<b>Not Actively Engaged</b>	<b>36</b>	<b>6%</b>	<b>14</b>	<b>5%</b>	<b>22</b>	<b>8%</b>
Looking for work	32	5.5%	12	4%	20	7%
Personal commitments	4	0.5%	2	1%	2	1%

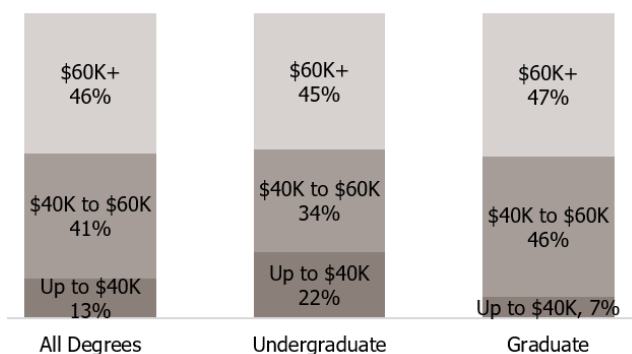
## Survey Population

The Post-Graduation Activity Survey was sent to all of the 763 students who earned a degree from the College of Health and Human Services between August 2019 and June 2020.

All CHHS degrees	Graduates	Responses	
	763	578	76%
Bachelor's	416	305	73%
Master's	312	246	79%
Doctoral	13	12	92%
Postbaccalaureate Certificate	22	15	68%

## Salary Ranges for Full-Time Employment

	25 <sup>th</sup> percentile	50 <sup>th</sup> percentile	75 <sup>th</sup> percentile	Responses
<b>All CHHS</b>	<b>\$40,000-\$45,000</b>	<b>\$50,000-\$55,000</b>	<b>\$60,000-\$65,000</b>	<b>178</b>
Undergraduate	\$35,000-\$40,000	\$50,000-\$55,000	\$55,000-\$60,000	74
Graduate	\$40,000-\$45,000	\$50,000-\$55,000	\$76,250-\$81,250	104



# Health and Human Services – All

## Full-time Employment

- **Median salary** was **\$50,000 to \$55,000** (178 responses).
- **88%** had a job in **Michigan**.
- **95%** had a job **related** to their degree.
- **90%** were **satisfied with their job**.

## Top Employers

Ascension	Hope Network	Munson Medical Center	Sparrow Health System
Bethany Christian Services	InterAct of Michigan	Oaklawn Hospital	Spectrum Health
Bronson	KPEP	Pine Rest	St. Joseph Mercy Hospital
Family Outreach Center	Lakeland Health	Samaritas	State of Michigan
Henry Ford Health System	Mercy Health		

## Continuing Education

- **27%** of health and human services respondents are pursuing further education.
- After graduation, 73% are pursuing master's degrees, 10% doctoral degrees, 8% are studying for licensure/board exam, 5% are pursuing bachelor's degrees, 1% professional schools, 1% certification program, and 1% additional classes.
- 77% are continuing education at WMU, and the remaining 23% will attend 21 different institutions.

## Experiential Education

- **84%** had an internship, co-op, practicum, or field experience where they applied what they were learning in the classroom.
- **62%** had a job where they applied what they were learning in the classroom.
- **44%** worked on a project that took a semester or more to complete.
- **35%** were very active in extracurricular activities and organizations.

**97%**  
of health and  
human services  
graduates  
completed at least  
one experiential  
education activity



## Top Internship Employers

Ascension	Communities In Schools	KRESA	Sparrow
Bethany Christian Services	Gryphon Place	Leader Dogs for the Blind	Spectrum Health
Bronson	Kalamazoo County	Mercy Health	State of Michigan
Calvin College Rehab Clinic	Kzoo Psychiatric Hospital	NovaCare Kids Therapy	War Memorial Hospital
Center for Disability Services	Kalamazoo Public Schools	People of Change	WMU
Children Advocacy Center	Kentwood Public Schools	Portage Public Schools	YWCA

## Experiences at WMU

- **96%** had at least one instructor who made them excited about learning.
- **93%** felt that their instructors cared about them as a person.
- **67%** had a mentor who encouraged them to pursue their goals and dreams.
- **92%** said that their education and experience as a student at WMU prepared them for their profession.

# CHHS – Undergraduate

## Full-time Employment

- **Median salary** for undergraduate degree recipients in CHHS was **\$50,000 to \$55,000** (74 responses).
- **93%** had a job in **Michigan**.
- **97%** had a job **related** to their degree.
- **89%** were **satisfied** with their job.

## Top Employers

Ascension  
Bronson  
Henry Ford Health System  
Lakeland Health

Munson Medical Center  
Samaritas  
Sparrow Health System  
Spectrum Health

## Experiential Education

- **78%** had an internship, co-op, practicum, or field experience where they applied what they were learning in the classroom.
- **63%** had a job where they applied what they were learning in the classroom.
- **42%** worked on a project that took a semester or more to complete.
- **44%** were very active in extracurricular activities and organizations.

**95%**  
of health and human  
services  
undergraduates  
completed at least  
one experiential  
education activity



## Experiences at WMU

- **93%** had at least one instructor who made them excited about learning.
- **95%** felt that their instructors cared about them as a person.
- **57%** had a mentor who encouraged them to pursue their goals and dreams.
- **90%** said that their education and experience as a student at WMU prepared them for their profession.

"WMU gives the perfect college experience while maintaining the close-knit community feel. The campus is unlike any other. I am so proud to be a Bronco for life!"

# CHHS – Graduate

## Full-time Employment

- **Median salary** for graduate degree recipients in CHHS was **\$50,000-\$55,000** (104 responses).
- **85%** had a job in **Michigan**.
- **94%** had a job **related** to their degree.
- **91%** were **satisfied** with their job.

## Top Employers


Ascension  
Bronson  
Family Outreach Center  
Hope Network  
Kalamazoo Probation Enhancement Program  
(KPEP)

ProtoCall Services  
Oaklawn Hospital  
Pine Rest  
Spectrum Health  
State of Michigan

## Experiential Education

- **90%** had an internship, co-op, practicum, or field experience where they applied what they were learning in the classroom.
- **62%** had a job where they applied what they were learning in the classroom.
- **45%** worked on a project that took a semester or more to complete.
- **27%** were very active in extracurricular activities and organizations.

**98%**  
of health and  
human services  
graduate degree  
recipients  
completed at least  
one experiential  
education activity



## Experiences at WMU

- **99%** had at least one instructor who made them excited about learning.
- **92%** felt that their instructors cared about them as a person.
- **76%** had a mentor who encouraged them to pursue their goals and dreams.
- **93%** said that their education and experience as a student at WMU prepared them for their profession.

"The best part about WMU is the family-like atmosphere. Professors genuinely care about what you do, and how you are progressing in the profession and educationally. They make learning fun, enjoyable, and make you feel right at home. The students in my cohort made my experience amazing. Having other people to fall back on when you need help or are struggling is a great reassurance to have. It takes away stress that comes from a graduate program."

# Alcohol and Drug Abuse (2018-19 & 2019-20)

**93% of degree recipients were actively engaged.**

	count	percent
<b>Actively Engaged</b>	<b>14</b>	<b>93%</b>
Employed full time	11	73%
Continuing education	2	13%
Volunteering full time	1	7%
<b>Not Actively Engaged</b>	<b>1</b>	<b>7%</b>
Looking for work	1	7%

## Full-time Employment

- Median salary was \$45,000 to \$50,000 (6 responses from 2018-19 & 2019-20).
- 100% were employed in Michigan.
- 100% had a job related to their degree.
- 50% were satisfied with their job.

## Job Titles and Employers

Group Therapist at Personalized Nursing Light House  
Marriage and Family Therapist at Core Counseling Center  
Outpatient Therapist at Catholic Charities West Michigan  
Quality Improvement Specialist at Northern Michigan Regional Entity  
Therapist at KPEP  
Therapist at Muskegon Family Care  
Therapist at West Michigan Comprehensive Treatment Center

## Survey Population

	Graduates	Responses
Certificate	23	15 (65%)

"I did all my coursework online. The courses were designed to maximize interaction among students and with instructors. Instructors took a personal interest in their students and class progress. Web technology was well designed, well supported, and relatively easy to navigate."

# Blindness and Low Vision Studies

**100% of degree recipients were actively engaged.**

	count	percent
<b>Actively Engaged</b>	<b>21</b>	<b>100%</b>
Employed full time	18	85%
Continuing education	2	10%
Military service	1	5%

"Professors cared about me as a person first and as a student second. They helped me navigate through distance learning and on-campus learning. As a non-traditional student I enjoyed my time with great professors, lifelong friends, and the knowledge I need to get started in this field."

## Full-time Employment

- Median salary was \$55,000 to \$60,000 (13 responses).
- 50% were employed in Michigan.
- 94% had a job related to their degree.
- 100% were satisfied with their job.

## Survey Population

This report includes data from students in orientation/mobility for children, orientation and mobility, and vision rehabilitation therapy.

	Graduates	Responses
Master's	31	21 (68%)

## Job Titles and Employers

Blind Rehabilitation Specialist at Gulf Coast Veteran Healthcare System  
Blind Rehabilitation Specialist at Long Beach VA Healthcare System  
Blind Rehabilitation Specialist at Louis Stokes Cleveland VA Medical Center  
Blind Rehabilitation Specialist at Ralph H. Johnson VA Medical Center  
Care Coordinator at Addiction Treatment Services  
Certified Orientation and Mobility Specialist at Leader Dogs for the Blind  
Dead-Blind Specialist at Helen Keller National Center  
Multiple Disabilities Elementary Classroom Teacher for the Blind and Visually Impaired at The Ohio State School for the Blind  
O&M Specialist at Milwaukee Public Schools  
TCVI at Macomb ISD  
Teacher for the Visually Impaired and O&M Specialist at KRESA  
Teacher for the Visually Impaired at Lafourche Parish  
Technology Instructor at New Mexico Commission for the Blind Orientation Center  
Visual Rehabilitation Teacher at the State of Michigan



# Healthcare Services and Sciences

**92% of degree recipients were actively engaged.**

	count	percent
<b>Actively Engaged</b>	<b>85</b>	<b>92%</b>
Employed full time	48	52%
Employed part time	1	1%
Continuing education	36	39%
<b>Not Actively Engaged</b>	<b>7</b>	<b>8%</b>
Looking for work	7	8%

## Full-time Employment

- Median salary was \$30,000 to \$35,000 (19 responses).
- 95% were employed in Michigan.
- 93% had a job related to their degree.
- 65% were satisfied with their job.

"Even before the pandemic, WMU had a lot of options for online courses, which made it easier to complete my degree."

## Survey Population

	Graduates	Responses
Bachelor's	132	92 (70%)



**Jaime Richardson**  
**Bachelor of Science**  
**in health services and sciences-OT, 2020**  
**Future Occupational Therapist**

"There were many people that helped prepare me for my career. My professors and fellow classmates were a major part of my educational experience. My professors are all extremely knowledgeable in the field, and I felt that they cared about me as a person, student, and future OT. My classmates are all extremely hard working and passionate people who inspire me to learn and grow in my career while enjoying the ride along the way with the friendships we have built."

# Healthcare Services and Sciences

## Job Titles and Employers

Administrative Assistant to Executive Director of IT at Sparrow Health System  
Applied Behavior Analysis Therapist at Hopebridge  
Autism HCA at Ionia County ISD  
Behavioral Health Technician at Autism Centers of Michigan  
Behavioral Technician at Autism Spectrum Therapies  
CAN at Beachwood Manor  
Care Assistant at Heritage Community of Kalamazoo  
Caregiver at StoryPoint  
Certified Occupational Therapy Assistant at Sava Senior Care  
Client Care Coordinator at Wellsbrooke Home Health Care  
Clinical Coordinator at Consultants in Ophthalmic & Facial Plastic Surgery  
Clinical Manager at Alliance Health Professionals  
CMA Clinical Trainer at DAYONE Family Healthcare  
CTE Teacher of Health Science at L'Anse Creuse Public Schools  
Customer Service Representative at Spectrum Health  
Deputy Sheriff at Van Buren County Sheriff's Office  
Direct Support Professional at ROI

Director of Recruiting at Beacon Specialized Living  
Health Care Analyst at Trinity Health  
Home Care Provider at Center for Disability Services  
Home Health Aid at QCI Healthcare  
Medical Administrative Assistant at Henry Ford Health System  
Medical Receptionist/Tech at Johnston Eye Care  
Medical Scribe at iScribeMD  
Microbiology Lab Assistant at KVCC  
Nursing Support Associate at Spectrum Health  
Office Coordinator at Adult & Pediatric Ear, Nose and Throat  
Office Operations Assistant at Ascension  
Pathology Laboratory at Mercy Health  
PCA Department Coordinator at Senior Care Partners P.A.C.E.  
Permanent Housing Specialist at Every Woman's Place  
Physician Office Coordinator at Bronson  
Recreation Activity Assistant at Heartland Oakland Health Care Center  
Services Specialist at the State of Michigan  
Site Coordinator at Upward Bound Van Buren  
Social Work Support Staff at Samaritas

## Continuing Education

Bachelors in Nursing at Resurrection University  
Certification in Healthcare Administration at Grand Rapids Community College  
Doctorate in Law at Indiana University  
Doctorate in Medicine at Michigan State University  
Doctorate in Occupational Therapy at University of Michigan  
Doctorate in Physical Therapy at WMU  
Masters in Educational Leadership at WMU  
Masters in Healthcare Administration at Ferris State University  
Masters in Healthcare Administration at Grand Valley State University  
Masters in Medicine at University of Findlay

Masters in Medicine at WMU  
Masters in Occupational Science and Therapy at Grand Valley State University  
Masters in Occupational Therapy at Carroll University  
Masters in Occupational Therapy at Saginaw Valley State University  
Masters in Occupational Therapy at WMU  
Masters in Physician Assistant at University of Michigan  
Masters in Physician Assistant at WMU  
Masters in Psychology at WMU  
Masters in Public Health at WMU

# Integrative Holistic Health and Wellness

**91% of degree recipients were actively engaged.**

	count	percent
<b>Actively Engaged</b>	<b>10</b>	<b>91%</b>
Employed full time	6	54%
Employed part time	1	9%
Continuing education	3	27%
<b>Not Actively Engaged</b>	<b>1</b>	<b>9%</b>
Looking for work	1	9%

## Full-time Employment

- 40% were employed in Michigan.
- 50% had a job related to their degree.
- 67% were satisfied with their job.

## Job Titles and Employers

Administrative Assistant III at Wayne State University  
Childbirth Educator at Unity Point Health  
Clinical Dietitian at Sentara Healthcare  
Disinfectant Specialist at Ecolab  
Team Lead at Follett Higher Education Group

## Continuing Education

Doctorate in Interdisciplinary Health Sciences at WMU  
Doctorate in Psychology at Liberty University

## Survey Population

	Graduates	Responses
Certificate	11	11 (100%)

"The best thing about WMU was the learning and exploration with incredible instructors, great learning materials, and interesting classmates."

# Interdisciplinary Health Sciences

**100% of degree recipients were actively engaged.**

	count	percent
<b>Actively Engaged</b>	<b>7</b>	<b>100%</b>
Employed full time	7	100%

## Full-time Employment

- Median salary was \$100,000 to \$105,000 (5 responses).
- 41% were employed in Michigan.
- 100% had a job related to their degree.
- 100% were satisfied with their job.

## Survey Population

	Graduates	Responses
Doctoral	7	7 (100%)

## Job Titles and Employers

Assistant Professor at Grand Valley State University

Assistant Professor at WMU

Executive Director/CEO at St. Ann's Home

Master Faculty Specialist at WMU

Occupational Therapist at Spectrum Health

Senior Occupational Therapist at Rush University Medical Center



### **Cara Masselink**

**Ph.D. in interdisciplinary health sciences, 2019**

**Assistant Professor at Western Michigan University**

"Involvement in graduate and research assistant programs taught me additional teaching and research skills outside of the classroom that supplemented my coursework. Dr. Ben Atchison, past chair of the occupational therapy program, and Dr. Linda Shuster, who served as chair of my dissertation, were advocates and supporters as I went through my masters and PhD program."

# Nursing

**99% of undergraduate and 100% of graduate degree recipients were actively engaged.**

	Undergraduate (2019-20)		Graduate degrees (2018-19 & 2019-20)	
	count	percent	count	percent
<b>Actively Engaged</b>	<b>86</b>	<b>99%</b>	<b>9</b>	<b>100%</b>
Employed full time	80	92%	8	89%
Employed part time	4	5%	1	11%
Continuing education	2	2%		
<b>Not Actively Engaged</b>	<b>1</b>	<b>1%</b>		
Looking for work	1	1%		

## Full-time Employment

- Median salary for undergraduate degrees was \$50,000 to \$55,000 (47 responses).
- Median salary for graduate degrees was \$45,000 to \$50,000 (5 responses from 2018-19 & 2019-20).
- 90% were employed in Michigan.
- 100% had a job related to their degree.
- 100% were satisfied with their job.

## Survey Population

	Graduates	Responses
All degrees	140	96 (69%)
Bachelor's (2019-20)	134	92 (69%)
Master's (2018-19 & 2019-20)	11	9 (100%)



### Brianna Bolinger

**Bachelor of Science in Nursing, 2020**

**Registered Nurse at Eskenazi Health in Indianapolis, IN, Richard M. Fairbanks Burn Center**

"I had an externship at Bronson Methodist Hospital in the Trauma Care Unit. My externship allowed me to practice my clinical skills while gaining experience I wouldn't otherwise have had until post-graduation. I now feel more confident in myself entering the field. Volunteering for different organizations close to the specialty I wanted to focus on allowed me and my passion to stand out next to other applicants."

# Nursing

## Job Titles and Employers

BSN at Bronson  
CAN Instructor at Goodwill Industries of Greater Grand Rapids  
Clinical Nurse at Beaumont Health  
Emergency Department RN at Ascension  
Emergency Department RN at Bronson  
Emergency Room Nurse at Bronson  
Emergency Room Registered Nurse at Bronson  
Graduate Nurse at AdventHealth Central Florida  
Graduate Nurse at Ascension  
ICU Nurse at St. Joseph Mercy Hospital  
Nurse at Henry Ford Health System  
Nurse and Office Administrator at Lifeline Chiropractic  
Nurse at Ascension  
Nurse at Bronson  
Nurse at Munson Medical Center  
Nurse at Spectrum Health  
Nurse Resident at University of Iowa Hospital and Clinics  
Nurse Resident Med/Surgery Unit at Henry Ford Health System  
Registered Nurse at Advocate Children's Hospital – Pediatric Intensive Care Unit  
Registered Nurse at Ascension  
Registered Nurse at Aveanna Healthcare  
Registered Nurse at Beaumont Health

Registered Nurse at Bronson  
Registered Nurse at C.S. Mott Children's Hospital  
Registered Nurse at Cleveland Clinic  
Registered Nurse at Eskenazi Health  
Registered Nurse at Fresenius Medical Care  
Registered Nurse at Helen DeVos Children's Hospital  
Registered Nurse at Holland Hospital  
Registered Nurse at Ionia County ISD  
Registered Nurse at Lakeland Health  
Registered Nurse at McLaren Port Huron  
Registered Nurse at Mercy Health  
Registered Nurse at Metro Health  
Registered Nurse at Munson Medical Center  
Registered Nurse at Ralph H. Johnson VA Medical Center  
Registered Nurse at Rush University Medical Center  
Registered Nurse at Senior Care Partners P.A.C.E.  
Registered Nurse at Sparrow Health System  
Registered Nurse at Spectrum Health  
Registered Nurse at St. Joseph Mercy Hospital  
Registered Nurse at William Beaumont Hospital  
Staff Development Instructor at Bronson  
Staff Registered Nurse at Ascension  
Staff Registered Nurse at Spectrum Health  
Utilization Management Nurse at Bronson

## Continuing Education

Doctorate in Nursing at University of Michigan

"The best thing about WMU was becoming part of the Bronson School of Nursing. The professors were wonderful and really cared about the students and our success during and after school."

# Occupational Therapy

**100% of undergraduate and 92% of graduate degree recipients were actively engaged.**

	Undergraduate		Graduate degrees	
	count	percent	count	percent
<b>Actively Engaged</b>	<b>48</b>	<b>100%</b>	<b>57</b>	<b>92%</b>
Employed full time			41	66%
Employed part time			2	3%
Continuing education	48	100%	14	23%
<b>Not Actively Engaged</b>			<b>5</b>	<b>8%</b>
Looking for work			4	6%
Personal commitments			1	2%

## Full-time Employment

- Median salary for graduate degrees was \$55,000 to \$60,000 (11 responses).
- 77% were employed in Michigan.
- 94% had a job related to their degree.
- 83% were satisfied with their job.

## Survey Population

	Graduates	Responses	
All degrees	130	110	(85%)
Bachelor's	48	48	(100%)
Master's	78	60	(77%)
Certificate	4	2	(50%)

## Job Titles and Employers

Behavioral Technician at Kalamazoo Autism Center  
 Clinical Trauma Interventionist at Children's Trauma Assessment Clinic  
 Finance Specialist at Streamline Healthcare Solutions  
 Medical Assistant at Crystal Lake Health Clinic  
 Occupational Therapist at Beaumont Hospital  
 Occupational Therapist at All of Me Therapy  
 Occupational Therapist at Asperion Care Arbors  
 Occupational Therapist at Atrium Health  
 Occupational Therapist at Bronson  
 Occupational Therapist at Concept Rehab  
 Occupational Therapist at Craig Hospital  
 Occupational Therapist at Distinctive Therapy Services  
 Occupational Therapist at Elara Caring  
 Occupational Therapist at Encore Rehabilitation Services

Occupational Therapist at Ensign Services  
 Occupational Therapist at Fox Rehabilitation  
 Occupational Therapist at Garden City Hospital  
 Occupational Therapist at Health Resource Solutions  
 Occupational Therapist at Ivy Rehab Physical Therapy  
 Occupational Therapist at Mary Free Bed  
 Occupational Therapist at Oaklawn Hospital  
 Occupational Therapist at PACE Southeast Michigan  
 Occupational Therapist at St. Joseph Mercy Hospital  
 Occupational Therapist at University Hospitals  
 Occupational Therapist at We Are Better Together  
 Pediatric Occupational Therapist at Family Tree Therapies  
 Pediatric Occupational Therapist at Arcadia Center for Occupational Therapy

## Continuing Education

Certificate in Aging Studies at WMU  
 Doctorate in Occupational Therapy at Medical University of South Carolina  
 Masters in Counselor Education at WMU



# Physician Assistant

**97% of degree recipients were actively engaged.**

	count	percent
<b>Actively Engaged</b>	<b>33</b>	<b>97%</b>
Employed full time	33	97%
<b>Not Actively Engaged</b>	<b>1</b>	<b>3%</b>
Looking for work	1	3%

## Full-time Employment

- Median salary was \$95,000 to \$100,000 (18 responses).
- 94% were employed in Michigan.
- 100% had a job related to their degree.
- 95% were satisfied with their job.

## Job Titles and Employers

Critical Care Paramedic at Life EMS  
 ED APP at ECS  
 Emergency Department Technician at Bronson  
 Family Med PA at Ascension  
 Gastroenterology PA-C at Kalamazoo  
 Gastroenterology and Hepatology  
 Orthopedic PA at Twin Cities Orthopedics  
 PA at Spectrum Health  
 PA at Tidewater Physicians Multispecialty Group  
 PA-C Fellow at Pine Rest  
 Pediatric Physician Assistant at Branch Pediatrics  
 and Adolescent Group  
 Physician Assistant at Access Medical Center  
 Physician Assistant at Ascension  
 Physician Assistant at Covenant Healthcare  
 Physician Assistant at Dermatology

Physician Assistant at Emergency Physicians  
 Medical Group  
 Physician Assistant at Envision Physician Services  
 Physician Assistant at Epic Health  
 Physician Assistant at Grace Health  
 Physician Assistant at IHA Dexter Primary Care  
 Physician Assistant at Mercy Health  
 Physician Assistant at Metro Health  
 Physician Assistant at MidMichigan Health  
 Physician Assistant at Pine Rest  
 Physician Assistant at Procure Partners  
 Physician Assistant at Sparrow Health System  
 Physician Assistant at Spectrum Health  
 Physician Assistant at Urgent Care and  
 Occupational Health

## Survey Population

	Graduates	Responses	
Master's	38	34	(89%)

"I had the most amazing mentors and professors. They were always there to listen and make sure I succeeded."

# Public Health

**100% of undergraduate and 93% of graduate degree recipients were actively engaged.**

	Undergraduate		Graduate degrees	
	count	percent	count	percent
<b>Actively Engaged</b>	<b>6</b>	<b>100%</b>	<b>14</b>	<b>93%</b>
Employed full time	6	100%	13	87%
Employed part time			1	6%
<b>Not Actively Engaged</b>			<b>1</b>	<b>7%</b>
Looking for work			1	7%

## Full-time Employment

- Median salary for all degrees was \$50,000 to \$55,000 (5 responses).
- 83% were employed in Michigan.
- 87% had a job related to their degree.
- 80% were satisfied with their job.

## Survey Population

	Graduates	Responses	
All degrees	26	21	(81%)
Bachelor's	9	6	(67%)
Master's	17	15	(88%)

## Job Titles and Employers

Care Coordinator at Quantum Health  
Certified Nursing Assistant at Freedom Village of Holland  
Chronic Lung Disease Coordinator at WMU Homer Stryker MD School of Medicine  
Clinical Health Coach/Educator at Integrated Health Partners  
Community Health Navigator at AmeriHealth Caritas  
COVID Case Investigator at Michigan Public Health Institute  
Critical Care Decontamination Technician Shift Lead at Battelle  
Director of Healthcare at Hope Network  
Environmental Health Specialist at City of Detroit  
Nutrition Educator at Van Buren Intermediate School District  
Operations Analyst at Centene Corporation  
ORISE Fellow at Centers for Disease Control and Prevention  
Program Manager of Commercial Excellence at Eprexia  
Quality Practice Advisor at Meridian

## Continuing Education

Masters in Physician Assistant at University of Detroit Mercy

**Seth Spitzley**  
**Master of Public Health, 2019**  
**Quality Practice Advisor at WellCare**

"My internship experience at Ascension influenced my career choice by allowing me to gain the quality improvement experience needed for my field, as it is an integral part of the healthcare system."



# Social Work

**93% of undergraduate and 91% of graduate degree recipients were actively engaged.**

	Undergraduate		Graduate	
	count	percent	count	percent
<b>Actively Engaged</b>	<b>41</b>	<b>93%</b>	<b>80</b>	<b>91%</b>
Employed full time	15	34%	73	83%
Employed part time			4	5%
Continuing education	26	59%	3	3%
<b>Not Actively Engaged</b>	<b>3</b>	<b>7%</b>	<b>8</b>	<b>9%</b>
Looking for work	3	7%	7	8%
Personal commitments			1	1%

## Full-time Employment

- Median salary for undergraduate degrees was \$30,000 to \$35,000 (5 responses).
- Median salary for graduate degrees was \$40,000 to \$45,000 (32 responses).
- 98% were employed in Michigan.
- 94% had a job related to their degree.
- 90% were satisfied with their job.

## Survey Population

	Graduates	Responses	
All degrees	178	132	(74%)
Bachelor's	65	44	(68%)
Master's	113	88	(78%)



**Taylor Sayers, Bachelor of Social Work, 2020**


### Parent Literacy Navigator at the Kalamazoo Literacy Council

"I had an internship during my final year, and it put me where I am today. I started out working under Don Cooney, which was a phenomenal experience. We did a ton of work with mass incarceration and returning citizens, which has been my biggest passion for a while now. When COVID-19 sent us virtual, these projects stopped. I met the executive director of the KLC, through Don Cooney. I reached out to him to see if I could be of service, and the KLC welcomed me with open arms. Through this internship I learned how huge of a social justice issue literacy is. I've been able to identify how this issue crosswalks into my previous passions with returning citizens. I am so thankful for this internship because I would have never done this without it."

**Jamie Dunn, Bachelor of Social Work, 2020**

### Foster Care Case Manager at Samaritas

"My internship taught me a lot about working in the field. I was surprised at how much I had learned during the training for my new job. I was able to pass exams for training quickly using what I had learned while in my internship. I was able to use my prior experiences in court in my new position as well. I feel my internship led me to have a higher level of confidence and to be even more passionate about serving others."



# Social Work

## Job Titles and Employers

ACT Clinician at InterAct of Michigan  
Behavior Interventionist at Battle Creek Public Schools  
Behavior Specialist at Autism Centers of Michigan  
Behavioral Specialist at Family and Children Services  
CAN Program Director at Child Advocacy  
Career Development Specialist at Arizona Friends of Foster Children Foundation  
Case Manager at Pine Rest  
Child Welfare Specialist at the State of Michigan  
Children's Service Specialist Lead at Michigan Department of Health and Human Services  
Clinical Social Worker at Family Outreach Center  
Clinical Specialist at Protocall Services  
Clinical Therapist at St. Joseph County Community Mental Health and Substance Abuse Services  
Clinical Therapist at the State of Michigan  
Clinical Trauma Interventionist at Children's Trauma Assessment Center  
Dual Diagnosis Therapist at KPEP  
Foster Care Case Manager at Bethany Christian Services  
Foster Care Case Manager at Samaritas  
Group Home Manager at Beacon Specialized Living  
Group Therapist at Personalized Nursing Light House  
Home Based Clinician at Newaygo County Mental Health  
Home Based Therapist at Hegira Health  
Housing Specialist at Inner City Christian Federation  
Intake Specialist at Summit Pointe  
Juvenile Justice Therapist at Development Centers  
KSSN Site Team Clinician at D.A. Blodgett  
Licensing Specialist at Samaritas  
Licensing Supervisor at Samaritas  
Mental Health and SUD Clinician at Barry County CMH  
Parent Literacy Navigator at Kalamazoo Literacy Council  
Partial Hospitalization Program Therapist at New Oakland Family Centers  
Program Director at YWCA West Central Michigan  
Program Manager at Children's Trauma Assessment Center


Center  
Project Coordinator at Epiphany Center  
Qualified Mental Health Professional at Michigan Department of Corrections  
School Counselor at Hastings Public Schools  
School Social Worker at Calhoun County ISD  
School Social Worker at Muskegon Public Schools  
School Social Worker at Orchard View Public Schools  
Senior Site Coordinator at Communities in Schools  
Social Services Director at Medilodge of Ludington  
Social Worker at Allegan County Community Mental Health  
Social Worker at Associates in Behavioral Health  
Social Worker at Bethany Christian Services  
Social Worker at CMH of St Joseph County  
Social Worker at Community Mental Health Services of St. Joseph County  
Social Worker at Community Pace  
Social Worker at Family Outreach Center  
Social Worker at Gryphon Place  
Social Worker at InterAct of Michigan  
Social Worker at Interim Healthcare  
Social Worker at KPEP  
Social Worker at MOKA  
Therapist at Family Outreach Center  
Therapist at Hope Network  
Therapist at Michigan Integrated Therapies  
Therapist at Mindful Counseling  
Therapist at Muskegon Family Care  
Therapist at Peaceful Mind Counseling Services  
Therapist at Victory Clinic  
Therapist at Wedgwood Christian Services  
Transitional Foster Care Case Manager at Bethany Christian Services  
Youth Specialist at Kent County Juvenile Detention Center

## Continuing Education

Doctorate in Social Work at Michigan State University  
Masters in Social Work at Fordham University  
Masters in Social Work at University of Michigan  
Masters in Social Work at Wayne State University  
Masters in Social Work at WMU

**Taylor Young**  
**Bachelor of Social Work, 2020**  
**Foster Care Case Manager at Samaritas**

"I interned at the YWCA, which equipped me with many of the skills needed in order to effectively assist clients. I was able to learn how to balance my school, work, internship, and social life before being employed full time."



# Speech Pathology and Audiology

**92% of undergraduate and 80% of graduate degree recipients were actively engaged.**

	Undergraduate		Graduate degrees	
	count	percent	count	percent
<b>Actively Engaged</b>	22	<b>92%</b>	24	<b>80%</b>
Employed full time			24	80%
Continuing education	22	92%		
<b>Not Actively Engaged</b>	2	8%	6	20%
Looking for work	2	8%	6	20%

## Full-time Employment

- Median salary for graduate degrees was \$45,000 to \$50,000 (15 responses).
- 90% were employed in Michigan.
- 100% had a job related to their degree.
- 93% were satisfied with their job.

## Survey Population

	Graduates	Responses	
All degrees	29	24	(83%)
Bachelor's	27	19	(70%)
Master's	30	25	(83%)
Doctoral	6	5	(83%)

## Job Titles and Employers

Audiologist at Connect Hearing  
 Audiologist at Family Medicine  
 Audiologist at Grand Rapids ENT  
 Audiologist at MidMichigan Health  
 SLP-CF at Encore  
 Speech Language Pathologist at The Stepping Stones Group  
 Speech Language Pathologist at American Senior Communities  
 Speech Language Pathologist at Building Bridges Therapy Center  
 Speech Language Pathologist at Calhoun County Intermediate School District  
 Speech Language Pathologist at Children's Therapy Corner  
 Speech Language Pathologist at Kearsley Community Schools

Speech Language Pathologist at Newaygo County Mental Health  
 Speech Language Pathologist at Northview Public Schools  
 Speech Language Pathologist at Oaklawn Hospital  
 Speech Language Pathologist at Otsego Public Schools  
 Speech Language Pathologist at Quality Care Rehab and Autism Center  
 Speech Language Pathologist at RehabCare  
 Speech Language Pathologist at Waterford School District  
 Speech Pathologist at Muskegon Public Schools  
 Speech Language Pathologist at Berkley School District  
 Speech Language Pathologist PRN at Renewal Rehabilitation

## Continuing Education

Doctorate in Audiology at Wayne State University  
 Masters in Speech-Language Pathology at Bowling Green State University  
 Masters in Speech-Language Pathology at Calvin University  
 Masters in Speech-Language Pathology at Lewis University  
 Masters in Speech-Language Pathology at MSU

Masters in SLP at Midwestern University  
 Masters in Speech-Language Pathology at Northwestern University  
 Masters in Speech-Language Pathology at Rush University  
 Masters in Speech-Language Pathology at University of Wisconsin  
 Masters in Speech-Language Pathology at WMU



# Interdisciplinary Programs

Health Informatics and Information Management .....	169
University Studies .....	170

# Health Informatics and Info Management

**89% of degree recipients were actively engaged.**

	count	percent
<b>Actively Engaged</b>	<b>8</b>	<b>89%</b>
Employed full time	8	89%
<b>Not Actively Engaged</b>	<b>1</b>	<b>11%</b>
Looking for work	1	11%

## Full-time Employment

- Median salary was \$40,000 to \$45,000 (7 responses).
- 100% were employed in Michigan.
- 67% had a job related to their degree.

## Job Titles and Employers

Ambulatory Analyst at Duke Health Technology  
Analyst I Clinical Information Systems at Bronson  
Business Intelligence Developer at Bronson  
Consultant at Cerner Corporation  
Customer Support Specialist at Streamline Healthcare Solutions

## Continuing Education

Masters in Healthcare Administration at WMU

## Survey Population

	Graduates	Responses	
Bachelor's	9	9	100%



# University Studies

## 91% of degree recipients were actively engaged.

	count	percent
<b>Actively Engaged</b>	<b>124</b>	<b>91%</b>
Employed full time	93	68%
Employed part time	2	2%
Continuing education	25	18%
Military service	3	2%
Volunteering full time	1	1%
<b>Not Actively Engaged</b>	<b>12</b>	<b>9%</b>
Looking for work	8	6%
Personal commitments	4	3%

"The best thing about WMU was the widely diverse range of courses. I appreciated being about to pick classes that I really enjoyed."

## Full-time Employment

- Median salary was \$42,500 to \$47,500 (40 responses).
- 73% were employed in Michigan.
- 68% had a job related to their degree.
- 74% were satisfied with their job.

## Survey Population

	Graduates	Responses
Bachelor's	220	136 (61%)

**Kevin White**  
**Bachelor of Science in university studies, 2020**  
**Director of Student Engagement at Parchment High School**

"Get involved in a high school setting while still in college. Build a network while working at the school. Like they say, sometimes it's not what you know but who you know.

My university studies advisor was amazing through the whole process."



**Shanette Wilson**  
**Bachelor of Science**  
**in university studies, 2020**  
**Unemployment Insurance Examiner**  
**at the State of Michigan**

"People that helped me prepare for my career were my mother, grandmother, and grandfather, who always pushed me to be the best and provided any assistance that I needed. My skills of organization and determination have had the biggest impact on my success. I've always known I wanted to help people in society, and I feel that especially during this day and time (COVID-19) I am fulfilling that purpose."



# University Studies

## Job Titles and Employers

Administrative Assistant I at WMU  
Agent Sales Trainer at Farmers Insurance  
Asset Protection Team Leader at Meijer  
Assistant Basketball Coach at Wisconsin Stout University  
Assistant Director of Life Enrichment at Danbury Senior Living  
Assistant Leasing Manager at Golub and Company  
Assistant Manager at Massage Green Spa  
Assistant Office Manager at Seelye Auto Group  
Associate at Amazon  
Associate Team Leader at Whole Foods Market  
Associate Trainer at Panera Bread  
Buyer at FCA Fiat Chrysler Automobiles  
Chemical Officer (74A) at U.S. Army  
Client Care Specialist at Quicken Loans  
Community Associate at Regus  
Concierge at Provision Living Senior Communities  
CPHt at Alcona Health Center  
Design Engineer at Bergmann  
Director of Operations at Harper Development  
District Manager at Cook Medical  
Emerging Technology Specialist at Dell EMC  
Executive Assistant at Double Good  
Executive Assistant at WMU  
Executive Director at R'Club Child Care  
Field Technician at Bay County Mosquito Control  
Food and Beverage Supervisor at Greenleaf Hospitality  
General Manager at Walmart  
General Office Assistant at the State of Michigan  
Haleakalā National Park Guide at National Park Service  
Human Resources Admin & Recruiter at Sunwire Group  
Human Resources Manager at Muskegon Surgical Associates  
Hydroponic Farmer at Mud Lake Farm  
In-School Facilitator at Prevention Works  
Insurance Coordinator at Blue Cross Blue Shield

IT Desktop Support II at ZAGG  
Laboratory Support Tech at Beaumont Health  
Management Trainee at Vendor Management  
Manager at MOD Pizza  
Manager, eRIM ACD Integration at Pfizer  
Mortgage Underwriter at United Shore  
Office Manager at Florida Gulf Coast University  
Office Manager at Michigan Election Resources  
Office Manager at Sentry Drywall  
Paralegal at Sharp Law Group  
Payoff Specialist at Quicken Loans  
Photometric Lab Tech at II Stanley  
Program Specialist at WK Kellogg  
Quality Manager at Webasto Roof Systems  
Sales Associate at International Paper  
Sales Associate at Running Lab  
Sales Executive at Legacy Healthcare  
Secretary for Migrant Program at Van Buren ISD  
Security Consultant at EPS Security  
Senior Administrative Assistant at WMU  
Senior Director at Kellogg's  
Simulation Technician at WMU  
Software Engineer at Leverx  
Tax Coordinator at The Connable Office  
Teacher at Air English  
Technical Recruiter at QE Talent Solutions  
Technical Support Specialist at Rock Central  
Transportation Analyst at Ryder Supply Chain Solutions  
Transportation Specialist at RHD Events  
Unemployment Insurance Examiner at State of Michigan  
Veterinary Technician Assistant at Charles River Laboratories  
Youth Specialist at Eaton County Youth Facility  
Youth Specialist-Medical Clerk at Bethany Christian Services

## Continuing Education

Bachelors in Creative Writing at University of Central Florida  
Bachelors in Nursing at GRCC  
Certification in Business Administration at University of Victoria, BC, Canada  
Doctorate in Law at Wake Forest University  
Masters in Applied Data Science at U of M  
Masters in Business Administration at NYU  
Masters in Business Administration at WMU  
Masters in Communication at WMU  
Masters in Counseling Psychology at WMU  
Masters in Health Administration at Colorado State

Masters in Historical Textile Conservation at University of Rhode Island  
Masters in Library and Information Science at Wayne State University  
Masters in Medicine at GVSU  
Masters in Nurse Midwifery at University of Michigan  
Masters in Public Administration at WMU  
Masters in Public Health at Saginaw Valley State  
Masters in Social Work at University of North Carolina  
Masters in Statistics at WMU  
Masters in Teaching at Oakland University

