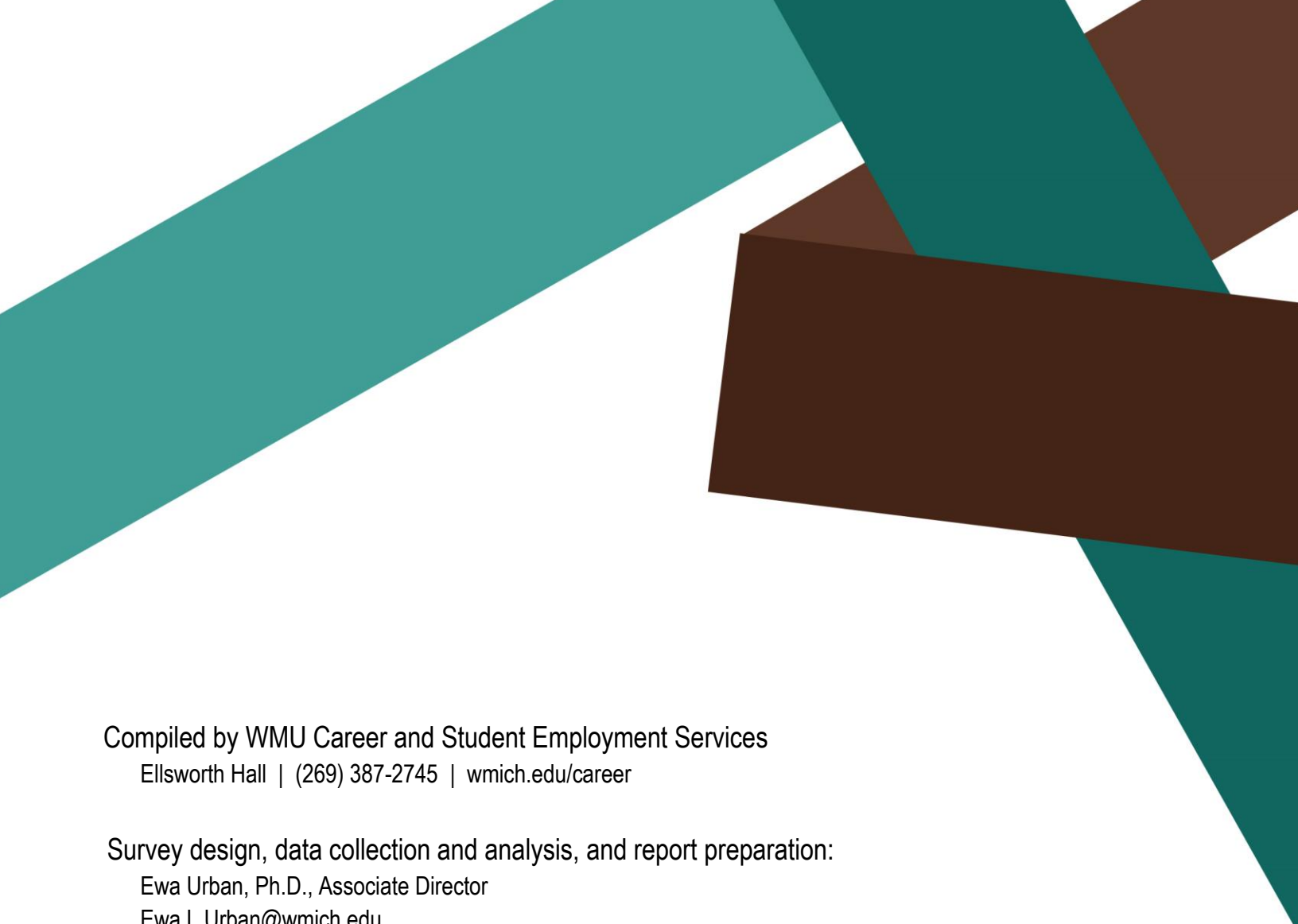


# POST-GRADUATION ACTIVITY REPORT 2017-18



WESTERN MICHIGAN UNIVERSITY



Compiled by WMU Career and Student Employment Services

Ellsworth Hall | (269) 387-2745 | [wmich.edu/career](http://wmich.edu/career)

Survey design, data collection and analysis, and report preparation:

Ewa Urban, Ph.D., Associate Director

[Ewa.L.Urban@wmich.edu](mailto:Ewa.L.Urban@wmich.edu)

Christopher Shank, Doctoral Assistant

Ph.D. student in Evaluation, Measurement and Research

[Christopher.E.Shank@wmich.edu](mailto:Christopher.E.Shank@wmich.edu)

Alexander Phillips, M.A. in Applied Economics

[Alexander.V.Phillips@wmich.edu](mailto:Alexander.V.Phillips@wmich.edu)

**This version last updated January 10, 2019**

**Download the latest report at [wmich.edu/career/planning](http://wmich.edu/career/planning)**





# Contents

---

About the Data.....	8
Demographics .....	9
Western Michigan University – All Degrees .....	10
Post-Graduation Activity Reports by College, Major, and Program .....	18
Arts and Sciences.....	19
Anthropology.....	24
Biology .....	25
Biomedical Sciences.....	26
Chemistry.....	28
Communication .....	29
Criminal Justice.....	30
Economics .....	31
English .....	32
English: Creative Writing.....	33
English: Rhetoric and Writing Studies.....	34
Environmental and Sustainability Studies .....	35
Film, Video, and Media Studies .....	36
Gender and Women’s Studies .....	37
Geography .....	38
Geological and Environmental Sciences.....	40
Global and International Studies .....	42
History.....	43
International Development Administration .....	44
Journalism.....	45
Mathematics.....	46
Medieval Studies.....	47
Organizational Communication.....	48
Philosophy .....	49
Physics.....	50
Political Science.....	51

# Contents

---

Psychology Graduate Programs .....	53
Psychology Behavioral Science .....	55
Psychology General .....	56
Public Administration .....	57
Public Relations .....	58
Religion .....	59
Science Education .....	60
Sociology .....	61
Spanish .....	62
Statistics .....	63
World Languages and Literatures .....	64
Aviation .....	65
Aviation Flight Science .....	68
Aviation Management and Operations .....	70
Aviation Technical Operations .....	71
Education and Human Development .....	72
Athletic Training .....	77
Coaching Sport Performance .....	78
Counseling Psychology .....	79
Counselor Education .....	80
Dietetics .....	81
Educational and Instructional Technology .....	82
Educational Foundations .....	83
Educational Leadership .....	84
Educational Leadership: Higher Ed and Student Affairs .....	85
Educational Leadership: K12 .....	87
Elementary Education .....	88
Evaluation, Measurement, and Research .....	89
Exercise Science .....	90
Family Science .....	91
Fashion Merchandising and Design .....	93
Health Education .....	94
Interior Design .....	95
Literacy Studies .....	96
Organizational Change Leadership .....	97



# Contents

---

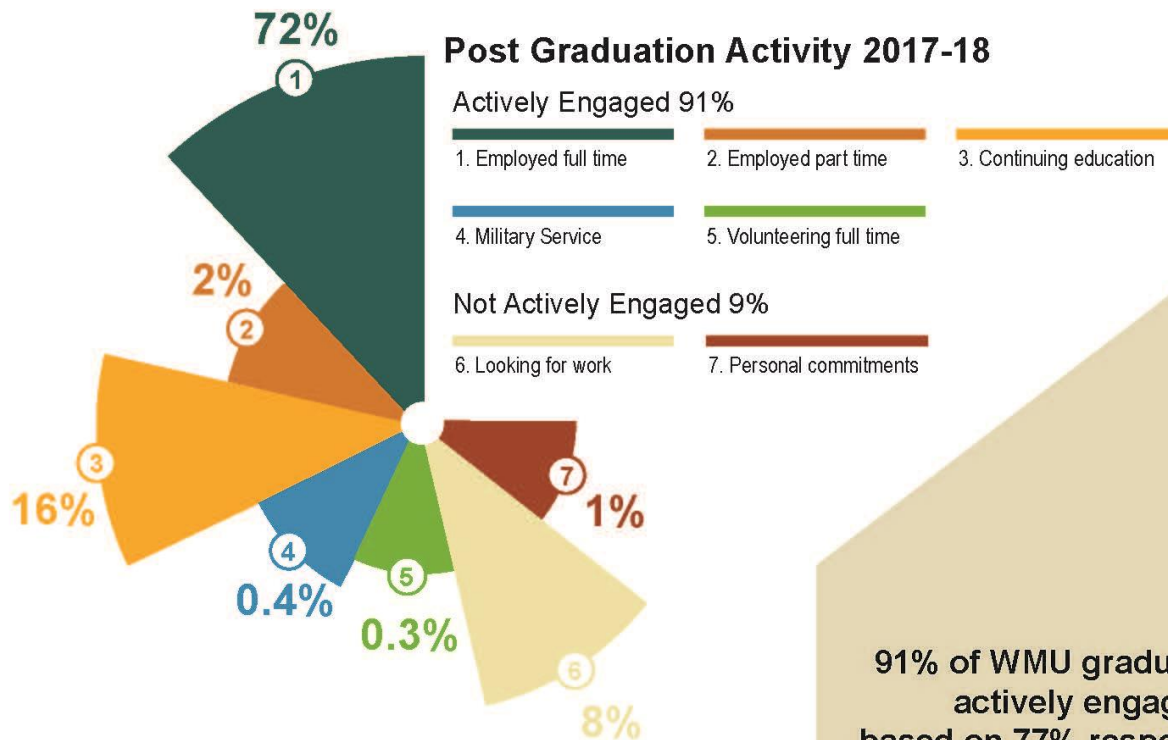
Physical Education.....	98
Practice of Teaching .....	99
Recreation.....	100
Secondary Education.....	101
Special Education .....	102
Workforce Education and Development.....	103
<b>Engineering and Applied Sciences .....</b>	<b>104</b>
Aerospace Engineering.....	109
Chemical Engineering.....	110
Civil and Construction Engineering .....	112
Computer Engineering .....	113
Computer Science .....	114
Electrical Engineering .....	116
Engineering Design Technology .....	118
Engineering Management.....	119
Engineering Management Technology .....	120
Graphic and Printing Science .....	121
Industrial Engineering .....	122
Manufacturing Engineering .....	124
Mechanical Engineering.....	125
Paper Engineering .....	126
<b>Fine Arts .....</b>	<b>127</b>
Art .....	132
Dance.....	133
Graphic Design .....	134
Music.....	135
Music Education.....	136
Music Therapy .....	137
Theatre.....	138
<b>Haworth College of Business.....</b>	<b>139</b>
Accountancy .....	144
Advertising and Promotion.....	146
Business Administration (MBA).....	148
Computer Information Systems .....	150
eBusiness Marketing.....	151

# Contents

---

Economics in Business .....	152
Entrepreneurship .....	153
Finance .....	154
Food and Consumer Package Goods Marketing .....	156
Human Resource Management .....	157
Integrated Supply Management .....	158
Management .....	160
Marketing .....	161
Sales and Business Marketing .....	162
Health and Human Services .....	164
Alcohol and Drug Abuse .....	169
Blindness and Low Vision Studies .....	170
Integrative Holistic Health and Wellness .....	171
Interdisciplinary Health Sciences .....	172
Interdisciplinary Health Services .....	173
Nursing .....	174
Occupational Therapy .....	176
Physician Assistant .....	178
Social Work .....	179
Speech Pathology and Audiology .....	181
Interdisciplinary Programs .....	183
Evaluation .....	184
Health Informatics and Information Management .....	185
Telecommunications and Information Management .....	186
University Studies .....	187
Lee Honors College .....	189
National Salary Data .....	193

# Executive Summary



## Full-Time Employment Highlights

- 72% employed full time.
- \$45,000 - \$50,000 - median salary.
- 86% have a job related to degree.
- 89% are satisfied with their job.
- 76% work in Michigan.

## Continuing Education

- 16% continue education after WMU.
- 66% continue education at WMU; and 34% will attend 113 different institutions.

## Experiential Education

- 93% completed at least one experiential education activity. (e.g., internship, practicum, job, etc)

**91% of WMU graduates are actively engaged based on 77% response rate.**

“Active engagement” includes full-time employment, part-time employment, military service, volunteering full time, and continuing education.

**90%** said their education and experiences at WMU prepared them for their profession.

**70%** had a mentor who encouraged them to pursue goals and dreams.

**98%** had at least one instructor who made them excited about learning.



# About the Data



Career and Student Employment Services conducts the annual Post-Graduation Activity Survey on behalf of the University. The survey is conducted in accordance with the “Standards and Protocols for the Collection and Dissemination of Graduating Student Initial Career Outcomes Information” published by the National Association of Colleges and Employers (NACE).

Three weeks before each graduation, all graduating students receive an email from their college dean, department chairperson, or program director with a personalized link to the Post-Graduation Activity Survey. **Survey respondents select one post-graduation activity category: working full time, working part time, further education, military service, volunteering full time (like Peace Corps, AmeriCorps, mission work), personal commitments (e.g., family, travel, etc.), or looking for work.**

Nonrespondents receive at least four reminders via email. For the graduates who have not responded to the survey after multiple invitations, we gather employment data from public LinkedIn profiles. **We obtained data for 77% of graduates (N=4000).** Sixty-nine percent of the data in this report was obtained through the online questionnaire and 31% through LinkedIn.

Post-graduation activity data was updated throughout the year by following up with respondents who indicated they were seeking employment at the time of completing the survey. The data collection cycle ended on October 30, 2018.

**Fifty percent (50%, N=1443) of respondents working full time reported a salary range.** Salary information is reported only for full-time employment, and it includes salaries for jobs outside the United States. **We publish median salary ranges for majors/programs with at least five reported salaries.** At the end of the report we include national data from the Salary Surveys published by NACE. All salary data is provided for informational purposes only and is not intended to be used for comparisons or predictions.

The report lists all WMU majors for which sufficient data has been collected. Names of majors in the report align with those listed at [wmich.edu/academics](http://wmich.edu/academics). If there are fewer than five primary activity responses for a program (or for one-degree level of a program), data from 2016–17 is added and/or similar majors are combined. **If there are fewer than five responses for a program from 2016–17 and 2017–18 together, the program is not included in the report.** Data from 2016–17 is added only to the individual reports for the majors, not to the overall college or university reports.

There were 275 students who completed two or more majors during the reporting period. They are included once in each section of the report that corresponds to one of their degrees. No student’s data is counted twice in the same report section.

Respondents had an opportunity to offer comments about their experience at WMU. Some of these are included throughout the report. In addition, the graduates who completed Bronco Spotlights at [wmich.edu/career/brncospotlights](http://wmich.edu/career/brncospotlights) are featured in the report.

NACE and Career and Student Employment Services acknowledge that the positive impact of a college education cannot be measured merely in terms of employment, earnings, or continued education. The most significant and substantive outcomes of personal and professional growth occur over the lifetime of the individual graduate.

---

“All the staff, professors, assistant professors, and office department employees at WMU were very friendly, approachable, and supportive.”

---

# Demographics

The target population for the Post-Graduation Activity Survey includes all WMU students who graduate with bachelor's, master's, or doctoral degrees during the year of the report. For 2017–18, we surveyed the **5175** students who earned their degrees between August 2017 and June 2018. Post-graduation activity data was obtained for **4000 graduates**, or **77% of the population**.

The tables below show demographic distributions for the survey population and the respondent population. Demographic data was obtained from Cognos.

Population Totals	All 2017–18 Graduates		Respondents	
	<b>5175 Graduates</b>		<b>4000 Graduates</b>	
	5452 Degrees Awarded		Data for 4223 Degrees	
	counts	% of total	counts	% of total
<b>Degree Types*</b>				
Bachelor's	3973 degrees	73%	2934	70%
Master's	1280 degrees	23%	1104	26%
Doctoral	131 degrees	2%	125	3%
Post baccalaureate Certificate	68 certificates	1%	60	1%
<b>Graduation Semester</b>				
Summer II (August) 2017	565	11%	423	11%
Fall (December) 2017	1619	31%	1262	32%
Spring (April) 2018	2275	44%	1801	45%
Summer I (June) 2018	716	14%	514	13%
<b>Gender</b>				
Female	2802	54%	2230	56%
Male	2372	46%	1769	44%
Not reported	1	0%	1	0%
<b>Race/Ethnicity</b>				
American Indian or Alaska Native	11	0.2%	8	0.2%
Asian	92	1.8%	68	1.7%
Black or African American	434	8.4%	302	7.5%
Hispanic	225	4.3%	168	4.2%
International	409	7.9%	319	8%
Native Hawaiian or Other Pacific Islander	1	0%	1	0%
Two or More Races	142	2.7%	108	2.7%
White	3813	73.7%	2987	74.7%
Not reported	48	0.9%	39	1%

\* 247 graduates earned a double major, 1 a triple major, 3 graduates earned a masters and a doctoral degree, 1 received two master's degrees, 2 earned a masters and a bachelor's degree, 17 earned a certificate and a master's degree, 2 a bachelor's degree and a certificate, and 2 earned a doctoral degree and a certificate.

“WMU is a very friendly and accepting campus.”

# Western Michigan University – All Degrees

## Post-Graduation Activity

**91% OF ALL WMU GRADUATES WERE  
ACTIVELY ENGAGED**

	All WMU degrees		Undergraduate degrees		Graduate degrees	
	count	percent	count	percent	count	percent
<b>Actively Engaged</b>	<b>3644</b>	<b>91%</b>	<b>2477</b>	<b>91%</b>	<b>1165</b>	<b>92%</b>
Employed full time	2885	72%	1881	69%	1004	80%
Employed part time	87	2%	67	2%	20	2%
Continuing education	643	16%	506	18%	137	11%
Military service	17	0.4%	14	0.5%	3	0.2%
Volunteering full time	12	0.3%	11	0.4%	1	0.1%
<b>Not Actively Engaged</b>	<b>356</b>	<b>9%</b>	<b>265</b>	<b>9%</b>	<b>93</b>	<b>8%</b>
Looking for work	310	8%	227	8%	83	7%
Personal commitments (e.g. family, travel, etc.)	46	1%	36	1%	10	0.8%

## Survey Population

	Degrees Awarded	Response Rate	
All degrees	5452	4221	<b>77%</b>
Bachelor's	3973	2934	74%
Master's	1280	1104	86%
Doctoral	131	125	95%
Post baccalaureate Certificate	68	60	88%



“Attending WMU was one of the best decisions I have ever made. There were plenty of other universities I could have attended, but WMU gave me the opportunities inside and outside of the classroom to succeed where I feel another university couldn't.”



# Western Michigan University – All Degrees

## Full-time Employment

- **Median salary was \$45,000 to \$50,000** (based on 1443 responses).
- **86%** had a job **related** to their degree.
- **89%** were **satisfied** with their job.

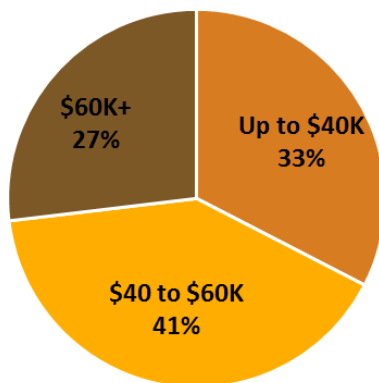
## Top Employers of WMU Graduates

AAM-American Axle	Eaton	Perrigo
Aerotek	Ford Motor Company	Pfizer
Auto-Owners Insurance	General Motors	Pine Rest
AVB	Grand Rapids Public Schools	Plante Moran
BDO USA	Hormel Foods	PNC Bank
Beaumont Health	Insight Global	Portage Public Schools
Bethany Christian Services	J.B. Hunt	Quicken Loans
Borgess	Kalamazoo College	SpartanNash
Bronson	Kalamazoo Public Schools	Spectrum Health
C.H. Robinson	KVCC	State of Michigan
Charles River Laboratories	Kellogg's	Stryker
City of Kalamazoo	Kroger	Summit Polymers
Consumers Credit Union	Lakeland Health	The Hershey Company
Consumers Energy	Mann+Hummel	U.S. Dept. of Veterans Affairs
Coyote Logistics	Michigan State University	Whirlpool
Delta Airlines	Nolan Transportation Group	WMU
Denso	Parker Hannifin	Zoetis
Duncan Aviation	PepsiCo	

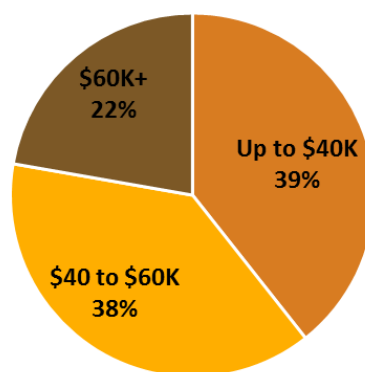
## Salary Ranges for Full-Time Employment

	25 <sup>th</sup> percentile	50 <sup>th</sup> percentile Median	75 <sup>th</sup> percentile	Number of Responses
<b>All WMU</b>	<b>\$35,000-\$40,000</b>	<b>\$45,000-\$50,000</b>	<b>\$60,000-\$65,000</b>	1443
All undergraduate	\$30,000-\$35,000	\$40,000-\$45,000	\$55,000-\$60,000	940
All graduate	\$40,000-\$45,000	\$50,000-\$55,000	\$65,000-\$70,000	503

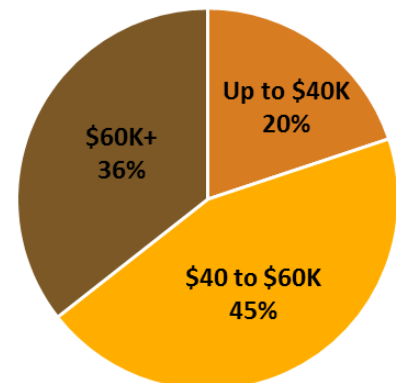
**All WMU**



**Undergraduate Salaries**



**Graduate Salaries**



# Western Michigan University – All Degrees

## Experiential Education

- **67%** had an internship, co-op, practicum, or field experience where they applied what they were learning in the classroom.
- **63%** had a job (full time or part time; on or off campus) where they applied what they were learning in the classroom.
- **59%** worked on a project that took a semester or more to complete (e.g., capstone, senior design, senior performance project).
- **46%** were very active in extracurricular activities and organizations (e.g., leadership role, or involved in multiple organizations such as RSO, intramurals, club sports, or volunteerism).

**93% of all WMU degree recipients completed at least one experiential education activity.**

## Top Internship Employers

AAM-American Axle  
American Red Cross  
Bethany Christian Services  
Borgess  
Bronson  
Center for Disability Services  
Communities in Schools  
Consumers Energy  
Coyote Logistics  
Denso  
Dept. of Health and Human  
Services  
DTE Energy  
Eaton

Flowserve  
General Motors  
Kalamazoo Autism Center  
Kalamazoo Psychiatric Hospital  
Kalamazoo Public Schools  
Kalamazoo RESA  
Kellogg's  
Lakeland Health  
Landscape Forms  
Mann+Hummel  
Mary Free Bed Rehabilitation  
Meijer  
Mel Trotter Ministries  
Parchment Public Schools

Portage Public Schools  
Public Media Network  
Spectrum Health  
Streamline Healthcare Solutions  
Stryker  
Summit Polymers  
University of Michigan  
Whirlpool  
WMU  
WMU Cooley Law School  
WoodsEdge Learning Center  
YMCA  
YWCA  
Zoetis

**WMU Internship Catalog by Major: [wmich.edu/career/students/internships/interncatalog](http://wmich.edu/career/students/internships/interncatalog)**

## Experiences at WMU

- **98%** had at least one instructor who made them excited about learning.
- **90%** felt that their instructors cared about them as a person.
- **70%** had a mentor who encouraged them to pursue their goals and dreams.
- **90%** said that their education and experience as a student at WMU prepared them for their profession.

"Multicultural Affairs was an essential that was very supportive through my time at WMU."





# Western Michigan University – All Degrees

## Continuing Education Choices

**18% of undergraduates** and **11% of graduates** are pursuing further education after completing their degree.

### Types of further education

	count	percent
Master's	388	62%
Doctoral	116	18%
Professional school	43	7%
Certificate program	30	5%
Bachelor's	24	4%
Additional classes	13	2%
Studying for licensure	10	1.6%
Specialist	3	0.5%
Associate's	2	0.3%



### Top institutions chosen for further education

Arizona State University  
Eastern Michigan University  
Grand Valley State University  
Michigan State University  
University of Illinois

University of Michigan  
Wayne State University  
Western Michigan University  
WMU Cooley Law School  
WMU Homer Stryker School of Medicine

---

***66% of respondents pursuing further education are attending WMU.***

---

### Top fields of study

Accountancy	MBA	Psychology
Applied Economics	Mechanical Engineering	Public Administration
Biology	Medicine	Public Health
Civil Engineering	Music	Science Education
Counseling Psychology	Nursing	Social Work
Counselor Ed	Occupational Therapy	Speech Path and Audiology
Ed Leadership	Philosophy	Sports Management
Family & Consumer Sciences	Physical Therapy	
Law	Physician Assistant	

---

***WMU graduates are pursuing further education in 134 fields of study.***

---

# Western Michigan University – Undergraduate Degrees

## Full-time Employment

- **Median salary** was **\$40,000 to \$45,000** (based on 940 responses).
- **81%** had a job **related** to their degree.
- **89% were satisfied with their job.**
- **78%** had a job in **Michigan.**

“Loved my undergrad experience at WMU. As an LGBTQ student from a rural area, I found the campus, students, and faculty very welcoming. I had many formative and impactful experiences here.”

## Top Employers

AAM-American Axle	Coyote Logistics	Kellogg's	PNC Bank
Advia Credit Union	Delta Airlines	Kroger	Portage Public Schools
Aerotek	Denso	Lakeland Health	Quicken Loans
Auto-Owners	Duncan Aviation	Mann+Hummel	Spectrum Health
BDO USA	Eaton	MI Dept..of HHS	Stryker
Borgess	Enterprise Rent-A-Car	Nolan Transportation	Summit Polymers
Bronson	General Motors	Parker Hannifin	Target
C.H. Robinson	Hormel Foods	PepsiCo	Whirlpool
Charles River Laboratories	Insight Global	Perrigo	WMU
Consumers Credit Union	J.B. Hunt	Pfizer	YMCA
Consumers Energy	Kalamazoo Public Schools	Plante Moran	Zoetis

## Experiential Education

- **67%** had an internship, co-op, practicum, or field experience where they applied what they were learning in the classroom.
- **61%** had a job (full time or part time; on or off campus) where they applied what they were learning in the classroom.
- **57%** worked on a project that took a semester or more to complete (e.g., capstone, senior design, senior performance).
- **52%** were very active in extracurricular activities and organizations (e.g., leadership role, or involved in multiple organizations such as RSO, intramurals, club sports, or volunteerism).

**93% of undergraduates completed at least one experiential education activity.**

## Top Internship Employers

AAM-American Axle	Denso	Kellogg's	Streamline Healthcare
American Red Cross	Eaton	Landscape Forms	Solutions
Bethany Christian Services	Flowserve	Mann+Hummel	Stryker
Borgess	General Motors	Meijer	Summit Polymers
Bronson	Gryphon Place	MI Dept. of HHS	WMU
Center for Disability Services	Kalamazoo Psychiatric	Parchment Public Schools	WMU Cooley Law School
Communities in Schools	Hospital	Portage Public Schools	WoodsEdge Learning Center
Consumers Energy	Kalamazoo Public Schools	Public Media Network	YMCA
Coyote Logistics	Kalamazoo RESA		YWCA

## Experiences at WMU

- **98%** had at least one instructor who made them excited about learning.
- **90%** felt that their instructors cared about them as a person.
- **68%** had a mentor who encouraged them to pursue their goals and dreams.
- **89%** said that their education and experience as a student at WMU prepared them for their profession.

# Western Michigan University – Graduate Degrees

## Full-time Employment

- **Median salary** was **\$50,000 to \$55,000** (based on 503 responses).
- **94%** had a job **related** to their degree.
- **91% were satisfied with their job.**
- **72%** had a job in **Michigan**.

"I'm so happy that I selected WMU to pursue my Ph.D. I like the working environment at WMU, which is safe and encouraging."

## Top Employers

Beaumont Health	Eaton	Kalamazoo Public Schools	Plante Moran
Bethany Christian Services	Gateway Pediatric Therapy	KVCC	PNC Bank
Bronson	GRCC	Lakeland Health	Spectrum Health
Catholic Charities West MI	Grand Rapids Public Schools	Mann+Hummel	State of Michigan
Centria Healthcare	Hope College	McLaren	Stryker
Charles River Laboratories	Hope Network	Michigan State University	U.S. Dept. of Veterans Affairs
City of Kalamazoo	Indiana University	Pfizer	Whirlpool
Clinical Psychology Services	Kalamazoo College	Pine Rest	WMU

## Experiential Education

- **68%** had an internship, co-op, practicum, or field experience where they applied what they were learning in the classroom.
- **68%** had a job (full time or part time; on or off campus) where they applied what they were learning in the classroom.
- **63%** worked on a project that took a semester or more to complete (e.g., capstone, senior design, senior performance).
- **31%** were very active in extracurricular activities and organizations (e.g., leadership role, or involved in multiple organizations such as RSO, intramurals, club sports, or volunteerism).

**95% of graduate degree recipients completed at least one experiential education**

## Top Internship Employers

Bethany Christian Services	Grand Rapids Public Schools	Mary Free Bed Rehabilitation	Whirlpool
Borgess	Heartland Healthcare	MI Dept. of HHS	WMU
Bronson	Kalamazoo College	Pine Rest	WoodsEdge Learning Center
Cherry Health	Kalamazoo Psych Hospital	Portage Public Schools	YWCA
Clinical Psychology Services	Kalamazoo Public Schools	Spectrum Health	
Community Healing Center	Kalamazoo RESA	Summit Pointe Autism Center	
Gilmore Community Healing	Kellogg's	University of Michigan	

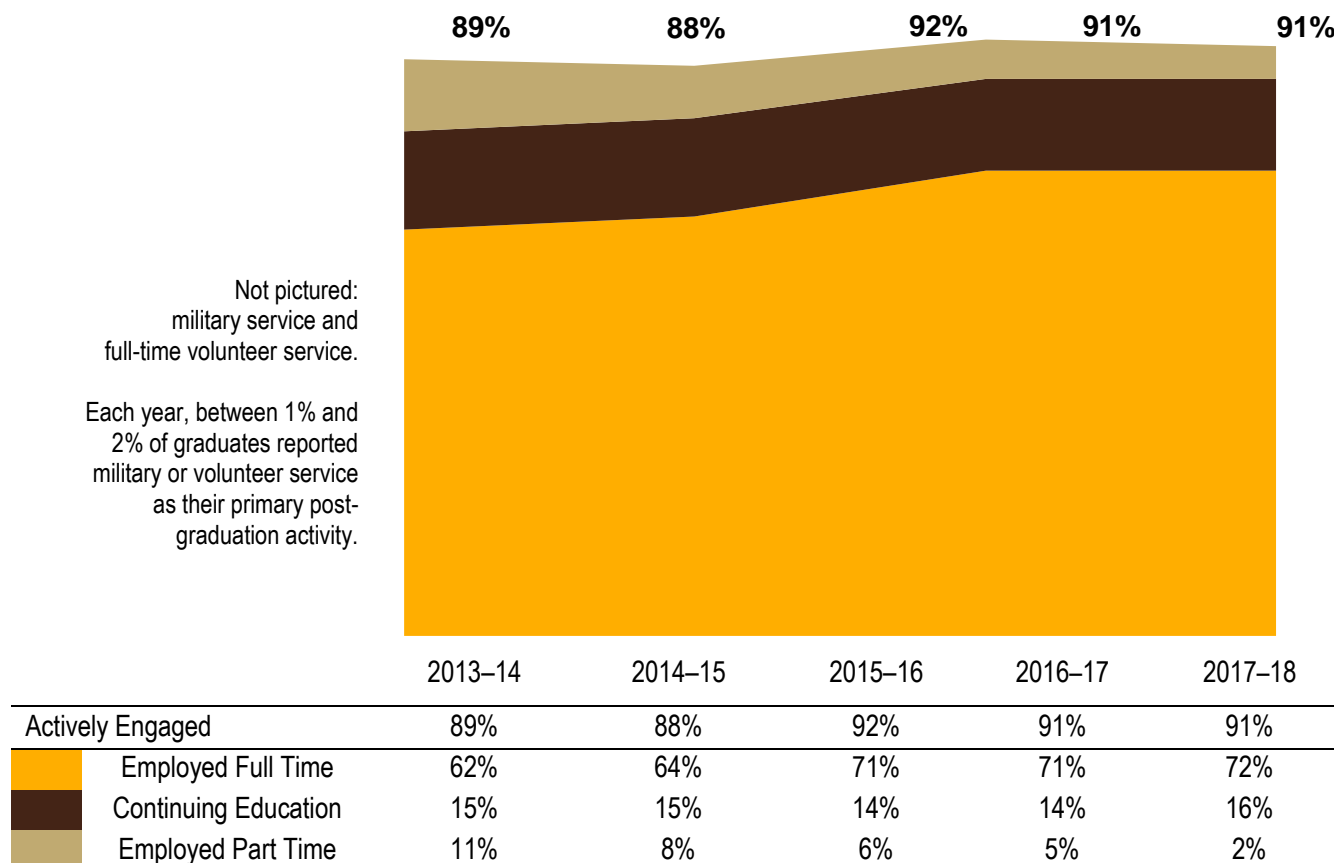
## Experiences at WMU

- **97%** had at least one instructor who made them excited about learning.
- **92%** felt that their instructors cared about them as a person.
- **75%** had a mentor who encouraged them to pursue their goals and dreams.
- **93%** said that their education and experience as a student at WMU prepared them for their profession.



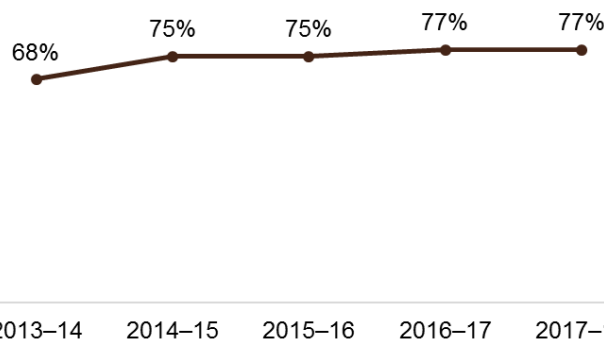
# Western Michigan University

## Five Years of Post-Graduation Activity



The chart below displays the knowledge rates for the Post-Graduation Activity Reports from the last five years. The report knowledge rate is the percentage of graduates for which WMU has obtained reasonable and verifiable post-graduation activity data. This data is obtained through the Post-Graduation Activity Survey and from public LinkedIn profiles.

Post-Graduation Activity Knowledge Rates



# Post-Graduation Activity Reports By College, Major, and Program

Arts and Sciences.....	19
Aviation.....	65
Education and Human Development.....	72
Engineering and Applied Sciences.....	104
Fine Arts.....	127
Haworth College of Business.....	138
Health and Human Services.....	164
Interdisciplinary Programs.....	183
Lee Honors College.....	189

# Arts and Sciences



College of  
Arts and Sciences

WESTERN MICHIGAN UNIVERSITY

Anthropology .....	24
Biology .....	25
Biomedical Sciences .....	26
Chemistry .....	28
Communication .....	29
Criminal Justice .....	30
Economics .....	31
English .....	32
English: Creative Writing .....	33
English: Rhetoric and Writing Studies .....	34
Environmental and Sustainability Studies .....	35
Film, Video, and Media Studies .....	36
Gender and Women's Studies .....	37
Geography .....	38
Geological and Environmental Sciences .....	40
Global and International Studies .....	42
History .....	43
International Development Administration .....	44
Journalism .....	45
Mathematics .....	46
Medieval Studies .....	47
Organizational Communication .....	48
Philosophy .....	49
Physics .....	50
Political Science .....	51
Psychology Graduate Programs .....	53
Psychology Behavioral Science .....	55
Psychology General .....	56
Public Administration .....	57
Public Relations .....	58
Religion .....	59
Science Education .....	60
Sociology .....	61
Spanish .....	62
Statistics .....	63
World Languages and Literatures .....	64

# Arts and Sciences

## Post-Graduation Activity

90% of all Arts and Sciences graduates were actively engaged.

	All degrees		Undergraduate degrees		Graduate degrees	
	count	percent	count	percent	count	percent
<b>Actively Engaged</b>	<b>878</b>	<b>90%</b>	<b>592</b>	<b>90%</b>	<b>286</b>	<b>92%</b>
Employed full time	602	62%	396	60%	206	67%
Employed part time	26	3%	22	3%	4	1%
Continuing education	235	24%	160	24%	75	24%
Military service	7	0.7%	6	1%	1	0.3%
Volunteering full time	8	0.8%	8	1%	0	0%
<b>Not Actively Engaged</b>	<b>98</b>	<b>10%</b>	<b>74</b>	<b>10%</b>	<b>24</b>	<b>8%</b>
Looking for work	87	9%	64	9%	23	7%
Personal commitments	11	1%	10	1%	1	0.3%

## Survey Population

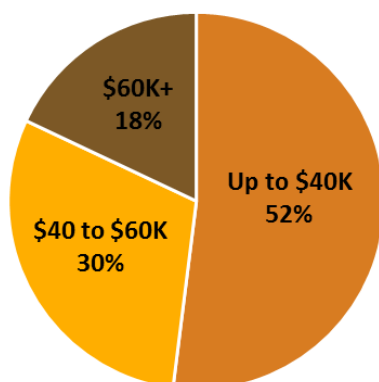
The Post-Graduation Activity Survey was sent to all of 1303 students who earned a degree from the College of Arts and Sciences between August 2017 and June 2018.

	Graduates	Responses	
<b>All Arts and Sciences degrees</b>	<b>1303</b>	<b>976</b>	<b>75%</b>
Bachelor's	956	666	70%
Master's	266	231	87%
Doctoral	68	67	99%
Post baccalaureate Certificate	13	12	92%

"I'm so grateful I chose to come to WMU. A few amazing professors can dramatically change your college experience, and I was lucky to have many amazing professors at WMU."

## Salary Ranges for Full-Time Employment

	25 <sup>th</sup> percentile	50 <sup>th</sup> percentile Median	75 <sup>th</sup> percentile	Number of Responses
<b>All Arts and Sciences</b>	<b>\$25,000-\$30,000</b>	<b>\$35,000-\$40,000</b>	<b>\$55,000-\$60,000</b>	300
Undergraduate	\$25,000-\$30,000	\$30,000-\$35,000	\$40,000-\$45,000	176
Graduate	\$35,000-\$40,000	\$55,000-\$60,000	\$65,000-\$70,000	124



"I had a wonderful experience at WMU. The College of Arts and Sciences allowed me to follow my dreams and pursue courses in a major that could get me far in my future. I enjoyed going to sporting events like football and hockey games. I liked the shows at Miller Auditorium. I was honored to be part of the Lee Honors College and Gold Key International Honor Society. I will miss this university. I enjoyed being here."

# Arts and Sciences – All Degrees

## Full-time Employment

- **Median salary** for the College of Arts and Sciences was **\$35,000 to \$40,000** (based on 300 responses).
- **77%** had a **job related** to their degree.
- **84%** were **satisfied** with their job.
- **72%** had a job in **Michigan**.

## Top Employers of Arts and Sciences

Advia Credit Union	Drug and Lab Disposal	Michigan State University	U.S. Army
Aerotek	Gateway Pediatric Therapy	Perrigo	USGS
Bronson	Insight Global	Pfizer	WMU
Centria Healthcare	Kalamazoo County	PNC Bank	Zoetis
Charles River Laboratories	KVCC	Quicken Loans	
City of Kalamazoo	KPEP	State of Michigan	
Consumers Credit Union	Maestro	Stryker	

## Continuing Education

- **24%** of Arts and Sciences respondents are pursuing further education after graduating from WMU.
- After graduation, 48% are pursuing master's degrees, 29% doctoral, 16% professional schools, 3% certification programs, 2% bachelors, and 2% additional classes.
- 62% are continuing education at WMU, and the remaining 38% will attend 55 different institutions.

## Experiential Education

- **54%** had an internship, co-op, practicum, or field experience where they applied what they were learning in the classroom.
- **57%** had a job (full time or part time; on or off campus) where they applied what they were learning in the classroom.
- **58%** worked on a project that took a semester or more to complete (e.g., capstone, senior design).
- **45%** were very active in extracurricular activities and organizations (e.g., leadership role, or involved in multiple organizations such as RSO, intramurals, club sports, or volunteerism).

**89% of Arts and Sciences degree recipients completed at least one experiential education activity.**

## Top Internship Employers

American Red Cross	Kalamazoo Autism Center	KPEP	W.E. Upjohn Center
Bronson	Kalamazoo Public Schools	MI DNR	WMU
Charles River Laboratories	Kalamazoo RESA	Pfizer	WMU Cooley Law School
Colleagues International	Kalamazoo Valley Museum	Promotes Employment	YWCA
Defense Logistics Agency	Kalsec	Public Media Network	Zoetis
Downtown Kalamazoo Inc.	Kellogg's	Summit Pointe Autism Center	

## Experiences at WMU

- **98%** had at least one instructor who made them excited about learning.
- **89%** felt that their instructors cared about them as a person.
- **73%** had a mentor who encouraged them to pursue their goals and dreams.
- **88%** said that their education and experience as a student at WMU prepared them for their profession.



# Arts and Sciences – Undergraduate Degrees

---

## Full-time Employment

- **Median salary** for undergraduate degree recipients in CAS was **\$30,000 to \$35,000** (based on 176 responses).
- **68%** had a **job related** to their degree.
- **83%** were **satisfied** with their job.
- **79%** had a job in **Michigan**.

## Top Employers

Advia Credit Union

Aerotek

Bronson

Charles River Laboratories

Consumers Credit Union

Drug and Laboratory Disposal

FedEx

Insight Global

iScribeMD

Kalamazoo County

KPEP

Maestro

Perrigo

Pfizer

PNC Bank

Quicken Loans

State of Michigan

Stryker

U.S. Army

WMU

## Experiential Education

- **57%** had an internship, co-op, practicum, or field experience where they applied what they were learning in the classroom.
- **53%** had a job (full time or part time; on or off campus) where they applied what they were learning in the classroom.
- **53%** worked on a project that took a semester or more to complete (e.g., capstone, senior design).
- **49%** were very active in extracurricular activities and organizations (e.g., leadership role, or involved in multiple organizations such as RSO, intramurals, club sports, or volunteerism).

---

**89% of Arts and Sciences undergraduates completed at least one experiential education activity.**

## Experiences at WMU

- **99%** had at least one instructor who made them excited about learning.
- **88%** felt that their instructors cared about them as a person.
- **69%** had a mentor who encouraged them to pursue their goals and dreams.
- **87%** said that their education and experience as a student at WMU prepared them for their profession.

---

“I would not have the work opportunities after graduation that I do if it hadn’t been for my professors. They challenged me and helped me gain opportunities I would otherwise not be able to achieve. I owe my future to them and am so grateful for my choice of WMU for my education because all my teachers and all my coursework prepared me for the work I do every day.”

---

# Arts and Sciences – Graduate Degrees

---

## Full-time Employment

- **Median salary** for graduate degree recipients in CAS was **\$55,000 to \$60,000** (based on 124 responses).
- **93%** had a **job related** to their degree.
- **86%** were **satisfied** with their job.
- **59%** had a job in **Michigan**.

## Top Employers

Centria Healthcare  
Charles River Laboratories  
City of Kalamazoo  
Gateway Pediatric Therapy

Kalamazoo Autism Center  
KVCC  
Michigan State University  
Pfizer

PNC Bank  
The Scripps Research  
WMU  
Zoetis

## Experiential Education

- **48%** had an internship, co-op, practicum, or field experience where they applied what they were learning in the classroom.
- **66%** had a job (full time or part time; on or off campus) where they applied what they were learning in the classroom.
- **69%** worked on a project that took a semester or more to complete (e.g., capstone, senior design).
- **38%** were very active in extracurricular activities and organizations (e.g., leadership role, or involved in multiple organizations such as RSO, intramurals, club sports, or volunteerism).

---

**90% of Arts and Sciences graduate degree recipients completed at least one experiential education**

## Experiences at WMU

- **97%** had at least one instructor who made them excited about learning.
- **90%** felt that their instructors cared about them as a person.
- **82%** had a mentor who encouraged them to pursue their goals and dreams.
- **90%** said that their education and experience as a student at WMU prepared them for their profession.

---

“The best higher education institution with some of the best instructors who have given me the best research and experienced-based learning opportunities that WMU has to offer. The instruction has prepared me for potential leadership roles especially in academic research. The faculty and staff are dedicated to student success. The University itself is a well-kept, clean, welcoming environment that made learning smooth and inviting. There are many places on campus for study as well as networking.”

---

# Anthropology

60% of undergraduates and 100% of graduate degree recipients were actively engaged.

	Undergraduate degrees		Graduate degrees	
	count	percent	count	percent
<b>Actively Engaged</b>	<b>6</b>	<b>60%</b>	<b>4</b>	<b>100%</b>
Employed full time	3	30%	2	50%
Employed part time	1	10%	0	0%
Continuing education	2	20%	2	50%
<b>Not Actively Engaged</b>	<b>4</b>	<b>40%</b>		
Looking for work	4	40%		

## Full-time Employment

- Median salary for graduate degrees was \$40,000 to \$45,000 (based on 5 responses from 2016-17 and 2017-18).
- 40% were employed in Michigan.
- 80% had a job related to their degree.
- 100% were satisfied with their job.

## Sample Job Titles and Employers

Archaeological Field Technician at Flat Earth Archeology  
Development Associate at Air Zoo  
Park Ranger Assistant at Beverly Beach State Park  
Receptionist at EHM Senior Solutions  
Recruiting Specialist at Advia Credit Union  
Senior UX Researcher at ExxonMobil

“My anthropology professor was a major influence for me at WMU, and I will never forget all that they did for me to help improve my learning experiences.”

## Sample Continuing Education Choices

Doctorate in Industrial Archaeology at Michigan Technological University  
Doctorate in Interdisciplinary Studies at WMU  
Masters in Comparative Religion at WMU

## Survey Population

	Graduates	Responses	
All degrees	20	14	(70%)
Bachelor's	15	10	(67%)
Master's	5	4	(80%)

# Biology

**83% of undergraduates and 95% of graduate degree recipients were actively engaged.**

	Undergraduate degrees		Graduate degrees	
	count	percent	count	percent
<b>Actively Engaged</b>	<b>19</b>	<b>83%</b>	<b>20</b>	<b>95%</b>
Employed full time	15	65%	11	52%
Employed part time	1	4%	0	0%
Continuing education	3	13%	9	43%
<b>Not Actively Engaged</b>	<b>4</b>	<b>17%</b>	<b>1</b>	<b>5%</b>
Looking for work	3	13%	1	5%
Personal commitments	1	4%		

## Full-time Employment

- Median salary for undergraduate degrees was \$35,000 to \$40,000 (based on 10 responses 2017-18).
- Median salary for graduate degrees was \$42,500 to \$47,500 (based on 11 responses from 2016-17 and 2017-18).
- 74% were employed in Michigan.
- 89% had a job related to their degree.
- 86% were satisfied with their job.

## Sample Job Titles and Employers

Animal Care Technician/Adoption Counselor at Michigan Animal Rescue League  
 Assistant Professor at Wingate University  
 Assistant Scientist at Kalsec  
 Biochemist at Siemens Healthineers  
 Biological Sciences Technician at U.S. Fish & Wildlife Service  
 Clinical Pathologist Assistant at Charles River Laboratories  
 Clinical Practice Analyst at Bronson  
 Director of Perioperative Blood Management at Metro Health Hospital University of Michigan Health  
 Field and Lab Technician at Kellogg Biological Station  
 Graduate Research Assistant at White Shark Diving in South Africa  
 Laboratory Technician at Perrigo

Naturalist at Tree Frog Treks  
 Pharmacy Technician at Hometown Pharmacy  
 Postdoctoral Fellow at The Scripps Research Institute  
 Postdoctoral Fellow at Zoetis  
 QO Specialist at Aerotek  
 Quality Data Analyst at Aerotek  
 Research Assistant at Vestaron and also Native Traits  
 Research Associate at Biomarkers and Investigative Pathology  
 Research Associate at Charles River Laboratories  
 Research Technologist at University of Chicago  
 Surgical Services Research Associate at Charles River Laboratories  
 Visiting Assistant Professor of Neuroscience at Hope College  
 Wildlife Technician at State of Michigan DNR

## Sample Continuing Education Choices

Doctorate in Biology at George Mason University  
 Doctorate in Biology at WMU  
 Doctorate in Biomechanics at University of Utah

Doctorate in Science Education at WMU  
 Masters in Biology at WMU  
 Masters in Physician Assistant at WMU

## Survey Population

	Graduates	Responses	
All degrees	56	45	(80%)
Bachelor's	30	23	(77%)
Master's	20	17	(86%)
Doctoral	5	4	(80%)

# Biomedical Sciences

91% of degree recipients were actively engaged.

	count	percent
<b>Actively Engaged</b>	<b>63</b>	<b>91%</b>
Employed full time	34	50%
Employed part time	1	1%
Continuing education	26	38%
Volunteering full time	1	1%
<b>Not Actively Engaged</b>	<b>6</b>	<b>9%</b>
Looking for work	6	9%

"I fully enjoyed my experience at WMU because I actively took initiative to learn and get opportunities and skills that would help me in the workforce."

## Full-time Employment

- Median salary was \$27,500 to \$32,500 (based on 14 responses).
- 88% were employed in Michigan.
- 93% had a job related to their degree.
- 87% were satisfied with their job.

## Survey Population

	Graduates	Responses
Bachelor's	99	69 (70%)



**Angelo Negrito, Bachelor of Science in biomedical science, 2018**  
**Pathology Technician, Charles River Laboratories**

"Some of my roles include performing autopsies on several animal species in a BSL1 or BSL2 environment. As pathology technicians, we look for abnormalities or effects of the test article on anatomical/physiological systems. The tissues are then relayed to trimming and histology to be prepared for scientists to analyze. The most rewarding aspect is being part of the crucial procedures for life-saving drug development.

You could have the best resume, cover letter, or GPA in college. But without a network, it is nearly impossible to land an internship or employment. It is your responsibility to put yourself out there and reach out to people. Remember to use the free career resources on campus to supplement your job interview skills."



# Biomedical Sciences

## Sample Job Titles and Employers

Associate Researcher of Clinical Pathology at  
Charles River Laboratories  
Associate Scientist at Eurofins Lancaster Labs  
Biomedical Equipment Technician in the U.S. Army  
Cardiology and Orthopedics Scribe at Scribe America  
Certified Nursing Assistant at Bronson  
Certified Nursing Assistant at Medilodge of Portage  
Clinical Laboratory Technologist at Mayo Clinic  
Coordinator of Services at WMU  
Enologist at St. Julian Wine  
gLIMS at Pfizer  
Laboratory Technician at Iron Laboratories  
Laboratory Technician at KSA Ministry of Health  
Medical Administrative Assistant at Karim Healthcare  
Medical Assistant at Eastside Gynecology

Medical Scribe at Bronson  
Medical Scribe at iScribeMD  
Paramedic at Life EMS  
Pathology Service Technician at Charles River Labs  
Pharmacology Technician at Charles River Labs  
Platoon Leader in the U.S. Army in Korea  
QC Laboratory Analyst II at Pfizer  
Research Associate at Charles River Laboratories  
Research Technician at Charles River Laboratories  
Small Animal Toxicologist Technician at Charles  
River Laboratories  
Stability Technician at Aerotek Scientific  
Survey Analyst at Cobo Center Detroit Regional  
Convention Facility Authority

## Sample Continuing Education Choices

Dentistry at University of Detroit Mercy  
Doctorate in Audiology at Salus University  
Doctorate in Biology at WMU  
Masters in Biology at WMU  
Masters in Microbiology and Immunology at Tulane  
MD at Brown  
MD at King Saud Bin AbdulAziz University for  
Health Sciences

MD at Michigan State University  
MD at West Virginia School of Osteopathic  
Medicine  
MD at WMU Homer Stryker School of Medicine  
Pharmacy at Ferris State University  
Pharmacy at University of Illinois  
Pharmacy at University of Michigan



**Jasmine Vedula, Bachelor of Science in biomedical science, 2018  
Executive Assistant at Kalamazoo Valley Habitat for Humanity**

"I support all of the departments within the organization: community relations, volunteer services, homeowner services, construction operations, and the Habitat ReStore. The most rewarding part of my job is getting to work with so many hard-working and motivated individuals: our homeowners, volunteers, and my coworkers.

It is important to know that you will change your mind over and over again, and that is completely normal. I changed my mind four times before I graduated and ended up with a degree for a field that I don't plan on being in anymore. My involvement with the community helped me decide to apply to graduate schools to earn my Master's in Public Policy and Administration."

---

"I owe my success to the support at  
Disability Services for Students."

---

# Chemistry

92% of undergraduates and 88% of graduate degree recipients were actively engaged.

	Undergraduate		Graduate	
	count	percent	count	percent
<b>Actively Engaged</b>	<b>12</b>	<b>92%</b>	<b>7</b>	<b>88%</b>
Employed full time	6	46%	7	88%
Employed part time	1	8%	0	0%
Continuing education	5	38%	0	0%
<b>Not Actively Engaged</b>	<b>1</b>	<b>8%</b>	<b>1</b>	<b>13%</b>
Looking for work	1	8%	1	13%

"I absolutely loved WMU, and all of my professors in the Chemistry Department. I'm so glad that I chose to go to WMU!"

## Full-time Employment

- Median salary for undergraduate degrees was \$35,000 to \$40,000 (based on 5 responses from 2017-18).
- Median salary for graduate degrees was \$55,000 to \$60,000 (based on 6 responses from 2016-17 and 2017-18).
- 100% were employed in Michigan.
- 92% had a job related to their degree.
- 100% were satisfied with their job.

## Sample Job Titles and Employers

Assistant Scientist at Perrigo  
Chemist at Aluminum Finishing Company  
Contractor at BASF  
Field Service Chemist at Drug and Lab Disposal  
Field Services Engineer at Agilent Technologies  
Formulation Research at Zoetis

Laboratory Technician at Perrigo  
Operations Research Analyst at U.S. Army-TACOM  
QC Laboratory Technician at Perrigo  
Scientist at Bridge Organics  
Senior Scientist at Pfizer

## Sample Continuing Education Choices

Doctorate in Chemistry at Michigan State University  
Masters in Chemistry at WMU  
Masters in Public Health at University of British Columbia  
Masters in Science Education at Grand Valley State University

"I am grateful to have been a student-athlete at WMU and have had the opportunities to participate in research and in a study abroad trip. I am proud to be a Bronco and grateful for the various opportunities I had during my four year of undergrad."

## Survey Population

This report includes data from students who majored in Biochemistry and Chemistry.

	Graduates		Responses
All degrees	28	21	(75%)
Bachelor's	19	13	(68%)
Master's	3	2	(66%)
Doctoral	6	6	(100%)

# Communication

**89% of undergraduates and 100% of graduate degree recipients were actively engaged.**

	Undergraduate		Graduate	
	count	percent	count	percent
<b>Actively Engaged</b>	<b>34</b>	<b>89%</b>	<b>6</b>	<b>100%</b>
Employed full time	24	63%	5	83%
Employed part time	1	3%	0	0%
Continuing education	7	18%	1	17%
Volunteering full time	2	5%		
<b>Not Actively Engaged</b>	<b>4</b>	<b>11%</b>		
Looking for work	3	8%		
Personal commitments	1	3%		

## Full-time Employment

- Median salary for undergraduate degrees was \$20,000 to \$25,000 (based on 8 responses).
- Median salary for graduate degrees was \$45,000 to \$50,000 (based on 7 responses from 2016-17 and 2017-18).
- 82% were employed in Michigan.
- 72% had a job related to their degree.
- 91% were satisfied with their job.

## Sample Job Titles and Employers

Account Specialist at Rock Connections  
 Assistant Director at Cristy Cate's Childcare Program  
 Banquet Captain at Greenleaf Hospitality Group  
 Branch Marketing Sales and Service at PNC  
 Communication Assistant at Friendship Village  
 Corps Member at AmeriCorps NCCC  
 Distributor Reporting at Stryker  
 Event Planner at Modern Day Floral and Events  
 General Manager at Poke Fresh  
 Government Affairs Associate at Americans for a Free Syria  
 Manager at WMU  
 Marketing Coordinator at Rejuv Skin and Laser Clinic

Member Contact Center Specialist at Advia Credit Union  
 Office Assistant at WMU  
 Producer/Director at Clean Slate Movie  
 Reporter at Yes! Media  
 Sales Executive at C.H. Robinson  
 Service Center Representative/Communication Specialist at WMU  
 Service Manager at Creative Dining Services  
 Social Media Coordinator at Hemingway Coffees  
 Social Media Coordinator at Vineyard Press  
 Subaru Team at Shift Digital  
 Television News Producer at WWMT-TV  
 Tourism Council Assistant at Allegan County Government

## Sample Continuing Education Choices

Doctorate in Communication at Michigan State University  
 JD at the University of Toledo  
 Masters in Applied Economics at WMU  
 Masters in Atmospheric Science at WMU

Masters in Communication at University of Central Florida  
 Masters in Counselor Education at WMU  
 Masters in English at Virginia Commonwealth University

## Survey Population

This report includes data from students who majored in Communication; Communication Studies; and Interpersonal Communication.

	Graduates	Responses	
All degrees	66	44	(67%)
Bachelor's	59	38	(64%)
Master's	7	6	(86%)

### Maurissa Baker, Master of Arts in communication, 2018 Branch Marketing Sales and Service at PNC

"I manage multiple projects, groups, and activities. A big portion of my role involves the utilization of technology and applications to develop, deliver, and evaluate PNC products. The most rewarding part of my job is being able to make a difference in the community. Communication has the biggest impact on my success in my current position because it allows me to be able to adjust the way I converse with clients. This is important because all clients do not communicate the same."



# Criminal Justice

91% of degree recipients were actively engaged.

	count	percent
<b>Actively Engaged</b>	<b>69</b>	<b>91%</b>
Employed full time	48	63%
Employed part time	55	7%
Continuing education	14	18%
Military service	2	3%
<b>Not Actively Engaged</b>	<b>7</b>	<b>9%</b>
Looking for work	6	8%
Personal commitments	1	1%

## Sample Job Titles and Employers

Behavior Technician at Centria Healthcare  
Behavior Technician at Gateway Pediatric Therapy  
Case Manager at KCMHSAS  
Case Manager at State of Michigan  
Court Services Specialist at Kalamazoo County Government  
Environmental Protection Assistant at Department of Defense-  
Defense Logistics Agency  
Family Case Aide at Van Buren County  
Field Investigator at Securitas Critical Infrastructure Services  
Field Service Chemist at Drug and Laboratory Disposal  
GeoChange Associate at W.E. Upjohn Center for the Study of  
Geographical Change  
Global Training Coordinator at Perrigo  
Infantry Sergeant at U.S. Army National Guard  
Interstate Auditor at Kalamazoo County Government  
IT DevOps Cooperative Assistant at Consumers Energy

## Sample Continuing Education Choices

JD at Durham College  
JD at Penn State University  
JD at the University of Toledo  
JD at Wayne State University  
JD at WMU Cooley Law School

## Full-time Employment

- Median salary was \$35,000 to \$40,000 (based on 21 responses).
- 88% were employed in Michigan.
- 68% had a job related to their degree.
- 78% were satisfied with their job.

Lead Security Officer at PSC  
Police Authority Officer at Detroit Medical Center  
Police Officer at Battle Creek Police Department  
Professional Football Player at NFL  
Protection Agent at Gavin de Becker and Associates  
Resident Coordinator at KPEP  
Security Officer at Bronson  
Security Officer at U.S. Security Associates  
Security Supervisor at First Nation Group  
Services Specialist at MI Dept. of Health and Human Services  
Supervisor at Kalamazoo Probation Enhancement Program  
Youth Counselor at Sequel Youth and Family Services  
Youth Development Specialist at D.A. Blodgett-St. John's  
Youth Peer Support Specialist at Van Buren Community  
Mental Health  
Youth Specialist at Juvenile Transition Center

Masters in Counselor Education at WMU  
Masters in Public Administration at WMU  
Masters in Social Work at WMU  
Masters in Sociology at WMU  
Masters in Sports Management at Wayne State University

## Survey Population

	Graduates	Responses
Bachelor's	123	76 (62%)

"My experience at WMU really shaped me into a person who is driven and motivated."

# Economics

100% of undergraduates and 89% of graduate degree recipients were actively engaged.

	Undergraduate degrees		Graduate degrees	
	count	percent	count	percent
<b>Actively Engaged</b>	6	<b>100%</b>	16	<b>89%</b>
Employed full time	6	100%	6	33%
Continuing education	0	0%	10	56%
<b>Not Actively Engaged</b>	0	<b>0%</b>	2	<b>11%</b>
Looking for work	0	0%	2	11%

## Full-time Employment

- Median salary for all economics degrees was \$45,000 to \$50,000 (based on 6 responses).
- 64% were employed in Michigan.
- 70% had a job related to their degree.
- 100% were satisfied with their job.

## Sample Job Titles and Employers

Access Services at WMU  
Adjunct Faculty at Cornerstone University and Lake Michigan College  
Analyst I at Bayer Healthcare  
Consultant at the World Bank  
Manager at Bank BRI in Indonesia  
Operations Management Trainee at J.B. Hunt  
Personal Banker at PNC  
Simulation Operator at Argo AI

“As a working professional with military experience, I continue to enjoy a distinct advantage over my peers in deeper understanding of world events and international situations. I have thoroughly enjoyed my time in the economics department and will consider returning for my post-graduate education in the future.”

## Sample Continuing Education Choices

Doctorate in Applied Economics at WMU  
Doctorate in Business Administration at California Intercontinental University  
Doctorate in Economics at Auburn University

## Survey Population

	Graduates	Responses	
All degrees	32	24	(75%)
Bachelor's	12	6	(50%)
Master's	17	15	(88%)
Doctoral	3	3	(100%)



# English

**73% of undergraduates and 100% of graduate degree recipients were actively engaged.**

	Undergraduate		Graduate	
	count	percent	count	percent
<b>Actively Engaged</b>	<b>16</b>	<b>73%</b>	<b>4</b>	<b>100%</b>
Employed full time	14	64%	3	75%
Employed part time	1	5%	0	0%
Continuing education	1	5%	1	25%
<b>Not Actively Engaged</b>	<b>6</b>	<b>27%</b>		
Looking for work	5	22%		
Personal commitments	1	5%		

"I will always remember my time at WMU as one of the best phases of my life. I met the best people, and I was able to really grow as a person."

## Full-time Employment

- Median salary for undergraduate degrees was \$25,000 to \$30,000 (based on 5 responses from 2017-18).
- Median salary for graduate degrees was \$55,000 to \$60,000 (based on 8 responses from 2016-17 and 2017-18).
- 80% were employed in Michigan.
- 71% had a job related to their degree.
- 90% were satisfied with their job.

## Sample Job Titles and Employers

Administrative Assistant at The Connable Office  
 Assistant Professor at West Chester University  
 Assistant Professor of Education at Indiana University  
 At-Risk Paraprofessional at Portage Public Schools  
 Community Manager in Training at Edward Rose and Sons  
 Customer Service at Portage District Library  
 Stage Technician at Lakeside Ohio

Teacher at Allegan Public Schools  
 Teacher at Clarkston High School  
 Teacher at Cros-Lex Community Schools  
 Teacher at Northview Public Schools  
 Teacher at Paw Paw High School  
 Teacher at South Haven High School  
 Volunteer Programs Coordinator at Michigan Humane Society

## Sample Continuing Education Choices

Masters in Library Science at Wayne State University

## Survey Population

This report includes data from students who majored in English and English: Secondary Education.

	Graduates		Responses
All degrees	31	26	(84%)
Bachelor's	27	22	(82%)
Master's	1	1	(100%)
Doctoral	3	3	(100%)

**Sheridan Steelman, Ph.D. in English, 2017**

**HS English Teacher at Northview Public Schools**

"I work with students interested in obtaining college credit through the Advanced Placement English Literature National Exam as well as the students who struggle in English. In addition to my responsibilities as a full-time teacher, I am a Curriculum Teacher Leader, Department Chairperson, a Co-Chair of the District Language Arts Committee, and the facilitator of the West Michigan AP Language and AP Literature Networking Group.

It takes passion, dedication, motivation, compassion, and a sense of humor to stay in teaching and to remain current. Stay in teaching, even though the first few years may be challenging. Make sure you have a mentor who can help you learn curriculum and help students."



# English: Creative Writing

85% of undergraduates and 100% of graduate degree recipients were actively engaged.

	Undergraduate degrees		Graduate degrees	
	count	percent	count	percent
<b>Actively Engaged</b>	<b>17</b>	<b>85%</b>	<b>7</b>	<b>100%</b>
Employed full time	13	65%	5	71%
Employed part time	0	0%	1	14%
Continuing education	4	20%	1	14%
<b>Not Actively Engaged</b>	<b>3</b>	<b>15%</b>		
Looking for work	3	15%		

## Full-time Employment

- 82% were employed in Michigan.
- 76% had a job related to their degree.
- 80% were satisfied with their job.

## Sample Job Titles and Employers

Communication Assistant at Friendship Village  
Instructional Designer at Maestro  
Instructor at Appalachian State University  
Language Arts Teacher at Wyoming Public Schools  
Membership Engagement Editor at New Naratif  
Proofreader at TMV Group

Supervisor at Wood County Ed Service Center  
Supervisor at CVS Health  
Teacher at Institute for Reading Development  
Video Production at Public Media Network  
Writer at Blue HQ Media  
Writer at Detroit Free Press

## Sample Continuing Education Choices

Doctorate in English at WMU  
JD at WMU Cooley Law School  
Masters in Creative Writing at University of Denver  
Masters in English at Virginia Commonwealth University  
Masters in Philosophy at WMU

## Survey Population

	Graduates	Responses	
All degrees	41	27	(66%)
Bachelor's	32	20	(63%)
Master's	8	6	(75%)
Doctoral	1	1	(100%)

# English: Rhetoric and Writing Studies

**92% of degree recipients were actively engaged.**

	count	percent
<b>Actively Engaged</b>	<b>12</b>	<b>92%</b>
Employed full time	7	54%
Continuing education	5	38%
<b>Not Actively Engaged</b>	<b>1</b>	<b>8%</b>
Looking for work	1	8%

"I am forever grateful to the many faculty and staff members who mentored me throughout the years. The faculty in the English Department-Writing and Rhetorical Studies were especially helpful and supportive of my success."

## Full-time Employment

- 80% were employed in Michigan.
- 100% had a job related to their degree.
- 100% were satisfied with their job.

## Sample Job Titles and Employers

Content Writer at Maestro  
E-Commerce Content Developer at GFS  
Instructional Designer at Maestro  
Marketing Specialist/Copywriter at APTIM

"There are abundant resources and knowledgeable faculty at WMU who can help you with anything you need to succeed both during and after college! They're not in hiding—it doesn't take much effort to find or access the information you're looking for, so don't hesitate to inquire!"

## Sample Continuing Education Choices

JD at ITT Kent  
JD at WMU Cooley Law School  
Masters in Communication at Syracuse University  
Masters in English at Illinois State University

## Survey Population

	Graduates	Responses
Bachelor's	16	13 (81%)

**Alexandrea Davis, Bachelor of Arts in English: rhetoric and writing studies, and environmental and sustainability studies, 2018**  
**Marketing Specialist/Copywriter at APTIM/Focus on Energy**

"I review marketing collateral, edit press releases, review company presentation information, and manage social media platforms. I also work on design projects, compose and distribute newsletters, and draft informative program content.

The resources, activities, and people that helped me prepare for my career were those offered through WMU's Rhetoric and Writing Studies program and professors, the Career and Student Employment Office, the Lee Honors College, and my study abroad.

My current position asked for 3-5 years of marketing experience in addition to a four-year college degree, but what they really needed was a great writer. Because of my rhetoric and writing degree and my understanding of basic marketing concepts, my application stood out among the others and I was contacted for an interview."



# Environmental and Sustainability Studies

80% of degree recipients were actively engaged.

	count	percent
<b>Actively Engaged</b>	<b>24</b>	<b>80%</b>
Employed full time	21	70%
Continuing education	3	10%
<b>Not Actively Engaged</b>	<b>6</b>	<b>20%</b>
Looking for work	5	17%
Personal commitments	1	3%

“Western gave me the best college experience I could have, and made me venture outside my shell to find who I was.”

## Full-time Employment

- Median salary was \$35,000 to \$40,000 (based on 12 responses).
- 71% were employed in Michigan.
- 76% had a job related to their degree.
- 82% were satisfied with their job.

## Sample Job Titles and Employers

Assistant Brewer at Gonzo's BiggDogg Brewing  
Biological Sciences Technician at U.S. Fish and Wildlife Service  
Brewer at Paw Brewing Company  
Content Writer at Maestro  
Fellow at New Mexico Public Interest  
Field Service Chemist at Drug and Lab Disposal  
Field Technician at Great Lakes Environmental Center  
Freshwater Scientist and Environmental Advocate at Elk-Skegemog Lakes Association  
GeoChange Associate at W.E. Upjohn Center for the Study of Geographical Change  
Horticulture Forman at Organic Matters Landscaping  
Interpretive Naturalist at Indiana Dunes National Lakeshore  
Laboratory Technician at Perrigo  
Marketing Specialist/Copywriter at Focus on Energy  
Park Ranger Assistant at Beverly Beach State Park  
Quality Laboratory Technician at Founders Brewing

## Sample Continuing Education Choices

Masters in Geography at WMU  
Masters in Psychology at WMU

## Survey Population

This report includes data from students who majored in Environmental and Sustainability Studies, Freshwater Science and Sustainability, and Sustainable Craft Brewing.

	Graduates	Responses
Bachelor's	40	30 (75%)

# Film, Video, and Media Studies

97% of degree recipients were actively engaged.

	count	percent
<b>Actively Engaged</b>	<b>31</b>	<b>97%</b>
Employed full time	28	88%
Employed part time	1	3%
Continuing education	1	3%
Volunteering full time	1	3%
<b>Not Actively Engaged</b>	<b>1</b>	<b>3%</b>
Looking for work	1	3%

"I was glad when I transferred schools to come to WMU - it was one of the best decisions I had ever made. I learned a lot, made a lot of lifelong friends and had great experiences. I am proud to be a WMU Alumna."

## Full-time Employment

- Median salary was \$17,500 to \$22,500 (based on 6 responses).
- 81% were employed in Michigan.
- 42% had a job related to their degree.
- 57% were satisfied with their job.

## Sample Job Titles and Employers

AmeriCorps VISTA  
Avionics Modifications Specialist at Duncan Aviation  
Box Office Representative at Orlando Improv  
Camera Operator at Lansing Lugnuts  
Claims Payment Specialist at Accident Fund  
Insurance Company of America  
Client Service Representative at Park West Gallery  
Data Processor at Forensic Fluids Laboratories  
Graphic Designer at Omega Computer Services  
Medical Coder at Evans, Piggott and Finney

News Editor at FOX 17  
Office Assistant at KVCC  
Phone Auditor at Auto-Owners Insurance  
Production Assistant at Public Media Network  
Promotions Assistant at Cumulus Media  
Technical Recruiter at Insight Global  
Video Production at WMU  
Video Production at Public Media Network  
Video Production at Rhino, A Story Company  
Xpressions Operator at West Michigan Whitecaps

## Sample Continuing Education Choices

Masters in Digital Media at Canisius College

## Survey Population

	Graduates	Responses
Bachelor's	50	32 (64%)



# Gender and Women's Studies

**69% of degree recipients were actively engaged.**

	count	percent
<b>Actively Engaged</b>	<b>9</b>	<b>69%</b>
Employed full time	6	46%
Employed part time	3	23%
<b>Not Actively Engaged</b>	<b>4</b>	<b>31%</b>
Looking for work	4	31%

## Full-time Employment

- Median salary was \$22,500 to \$27,500 (based on 8 responses from 2016-17 and 2017-18).
- 100% were employed in Michigan.
- 33% had a job related to their degree.
- 100% were satisfied with their job.

## Sample Job Titles and Employers

Administrative Assistant at The Connable Office  
Manager at Qdoba Restaurant Corporation  
Program Coordinator at Kalamazoo College  
Restore Technician at Kalamazoo Valley Habitat for Humanity  
Social Media Engagement Specialist at Ford Motor Company

## Sample Continuing Education Choices

Masters in Higher Education at University of Michigan  
Masters in Psychology at WMU  
Masters in Sociology at WMU

## Survey Population

	Graduates	Responses
Bachelor's	15	13 (87%)

# Geography

74% of undergraduates and 83% of graduate degree recipients were actively engaged.

	Undergraduate degrees		Graduate degrees	
	count	percent	count	percent
<b>Actively Engaged</b>	<b>20</b>	<b>74%</b>	<b>10</b>	<b>83%</b>
Employed full time	15	56%	8	67%
Employed part time	1	4%	0	0%
Continuing education	3	11%	2	17%
Volunteering full time	1	4%	0	0%
<b>Not Actively Engaged</b>	<b>7</b>	<b>26%</b>	<b>2</b>	<b>17%</b>
Looking for work	6	22%	2	17%
Personal commitments	1	4%		

“Studying at WMU has been an amazing experience, one of the best in my life.”

## Full-time Employment

- Median salary for undergraduate degrees was \$30,000 to \$35,000 (based on 11 responses).
- Median salary for graduate degrees was \$25,000 to \$30,000 (based on 5 responses).
- 65% were employed in Michigan.
- 77% had a job related to their degree.
- 63% were satisfied with their job.

“As an international student, I really enjoyed studying at WMU. I learned a lot during this program and believe it will be very helpful for my future.”

## Survey Population

This report includes data from students who majored in Geography, and Tourism and Travel.

	Graduates	Responses	
All degrees	51	39	(76%)
Bachelor's	39	27	(69%)
Master's	12	12	(100%)



**Alex LaPorte, Master of Science in geography, 2018**

**Transportation Planner at the Michigan Department of Transportation**

“I develop, plan, and organize activities related to the review and classification of the annual road and street certification of mileages for the State of Michigan. The most rewarding part of my job is knowing that I play a key role in the future of Michigan's transportation infrastructure.

You have to be willing to go out of your comfort zone. You cannot simply graduate college and expect to be handed a rewarding, well-paying career. You have to make yourself stand out by doing what others won't. Joining advisory boards and networking with professionals within the field I was interested in gave me the advantage I needed to be considered for positions such as mine.

You need to start looking for your career before you are out of college. You need to have a plan and figure out what kind of career you want and what that career field is looking for.”

# Geography



**Whitney Newberry, Master of Science in geography, 2018**  
**Community Planner at Williams and Works, and Adjunct Professor at Cornerstone University**

"My work in the community planning department involves updating recreation and master plans for cities and townships in Southwest Michigan. I also work as an adjunct professor of Geology and Environmental Science courses. Knowing how to write for different types of audiences has had a significant impact on my career. During my undergraduate and graduate degrees, many of my classes taught me to write different types of papers, use different formatting guidelines, and conduct research. Writing my thesis during graduate school also greatly increased my ability to organize thoughts at a high level. My jobs involve a lot of writing, so being able to quickly formulate a thought and type it in a clear format has increased my ability to finish reports and assignments.

## Sample Job Titles and Employers

Aggregate Inspector at Top Grade Excavating  
Analyst at Indonesian Ministry of Agrarian and Spatial Planning  
Assistant at Frontier Vantage  
BSFD Assistant at Sperry Rail Services  
Community Health in the Peace Corps in Mozambique  
Consultant at Foresight Consulting in China  
Customer Service Specialist at ZAGG  
Data Processor at Roadview  
Design Engineer at CCI Systems  
Environmental Services at Grand Valley Metro Council  
GIS Technician at Bay City

GIS Technician I at County of Kern, California  
Horticulture Forman at Organic Matters Landscaping  
Management Assistant at Metro  
Manager at Second Spring Farm  
Planning Intern at Williams and Works  
Program Assistant at UNHCR in Guatemala  
Sales Representative at Milarch Nursery  
Transportation Planner at MDOT  
Warehouse Lead at Imperial Beverage  
Zoning Inspector at City of Kalamazoo

## Sample Continuing Education Choices

Doctorate in Geography at the University of California  
Doctorate in Geosciences at WMU  
Masters in Geography at WMU  
Masters in Public Health at WMU



**Sam Roodbar, Master of Science in geography, 2018**  
**PhD student and Graduate Student Researcher at the University of California, Davis**

"I am part of the Environment, Land, and Food Systems lab at UC Davis. I am involved in a project examining a new community development framework based on the idea of Rogosity (taken from biology).

During my time at WMU, I developed a great relationship with the multimedia arts community and I managed to be on some of their projects. I was a stage hand during some very big events on campus and off campus. Having a passion, outside your field of study is a great way to see the world from a different perspective. If you are interested in anything, chances are there is a project somewhere on campus dedicated to that or close to it."

# Geological and Environmental Sciences

68% of undergraduates and 86% of graduate degree recipients were actively engaged.

	Undergraduate degrees		Graduate degrees	
	count	percent	count	percent
<b>Actively Engaged</b>	<b>15</b>	<b>68%</b>	<b>12</b>	<b>86%</b>
Employed full time	11	50%	10	71%
Continuing education	4	18%	2	14%
<b>Not Actively Engaged</b>	<b>7</b>	<b>32%</b>	<b>2</b>	<b>14%</b>
Looking for work	6	27%	2	14%
Personal commitments	1	5%		

## Full-time Employment

- Median salary for undergraduate degrees was \$35,000 to \$40,000 (based on 5 responses).
- Median salary for graduate degrees was \$50,000 to \$55,000 (based on 9 responses).
- 48% were employed in Michigan.
- 95% had a job related to their degree.
- 71% were satisfied with their job.

## Survey Population

This report includes data from students who majored in Geology, Geophysics, Geosciences, and Hydrogeology.

	Graduates	Responses	
All degrees	44	36	(82%)
Bachelor's	27	22	(81%)
Master's	14	11	(79%)
Doctoral	3	3	(100%)



**Karl Backhaus, Master of Science in geosciences, 2018**

**Museum Scientist at the NY State Geological Survey, a research division of the NY State Museum**

"I create geologic maps of areas across the State of New York. Mapping involves drilling cores to determine what lies below the ground and lab work to determine what makes up these materials. I also interact with the public and school groups to help get youth involved in science and educate the public on the environment.

The biggest activity that helped prepare me for my career was getting involved with my department, my teachers, and fellow classmates. A strong work ethic, a will to learn, and a desire to exceed will take anyone a long way!

Do not be afraid to take on a challenge. A challenge may seem stressful, but breaking down the project or issue can ease this stress and the end result will be well worth it."

# Geological and Environmental Sciences

## Sample Job Titles and Employers

Assistant Professor at Umm Al-Qura University, Saudi Arabia  
Education Specialist at New York State Geological Survey  
Environmental Consultant at AKT Peerless  
Environmental Protection Specialist at EPA  
Environmental Quality Analyst at Michigan Department of Environmental Quality  
Environmental Scientist at Reeves and Associate  
Environmental Specialist at Waste Management Sustainability Services  
Field Technician at Zonge International  
Geologist at Antea Group  
Geologist at The Mannik and Smith Group  
Geologist at Wood  
Geologist I at Premier Oilfield Group  
Hydrogeologist at Antea Group  
Hydrologic Field Technician at USGS  
Hydrologist at USGS  
Project Geologist at Prism Science and Technology  
Site Operator at Global Remediation Technologies  
Staff Geologist at ERM

---

"Every geology course had its own field trip, which provided insight and hands-on experience that would be otherwise unobtainable in the classroom. I'm now a camping fanatic and feel prepared for graduate field work. The geology club is also an excellent extracurricular. I've never traveled more in my life and today I have my passport as a result of geology club activities."

---

## Sample Continuing Education Choices

Doctorate in Geosciences at WMU  
Masters in Earth Science at WMU  
Masters in Geosciences at Oklahoma State University  
Masters in Geosciences at WMU



**Doug Keto, Bachelor of Science in hydrogeology, 2018**  
**Hydrologic Technician at the United States Geological Survey**

"I perform routine measurements of stage and discharge by applying various methods with different equipment based on field conditions. I also install and maintain a variety of sensing, recording, and communications instrumentation. In addition, I record, analyze, and publish hydrologic data for surface water and ground water networks for the state of New York.

Working in adverse weather conditions presents a challenge to complete objectives in a timely and efficient manner, but the opportunity to travel the state and regularly work in scenic natural environments makes it worth it.

The WMU field camp was the catalyst for my career with the USGS, providing me with a working proficiency in many areas that are essential to my job. The field camp also set me up with the USGS/NAGT opportunity so that I could enter into an internship that interested me right out of school."



# Global and International Studies

89% of degree recipients were actively engaged.

	count	percent
<b>Actively Engaged</b>	<b>17</b>	<b>89%</b>
Employed full time	11	58%
Continuing education	4	21%
Military service	2	11%
<b>Not Actively Engaged</b>	<b>2</b>	<b>11%</b>
Looking for work	2	11%

“My experience at WMU was enriched with unforgettable educational and social moments, where I grew in my leadership and expanded my mind. The professors were caring, the students were friendly, the administration was engaged, and the opportunities to thrive were everywhere. I am thankful to have been a part of such a thriving institution.”

## Full-time Employment

- Median salary was \$30,000 to \$35,000 (based on 5 responses).
- 85% were employed in Michigan.
- 42% had a job related to their degree.
- 100% were satisfied with their job.

## Sample Job Titles and Employers

Assistant at Department of Licensing and Regulatory Affairs  
Community Health Representative II at Ingham County Health Department  
Infantry Officer in the U.S. Army  
Information Technology Trainee at DLA  
Intern at FHI 360  
Junior Policy Analyst at Michigan Senate Democratic Caucus  
Marketing and PR Associate at Collateral Repair Project in Jordan  
Outreach Specialist at Michigan State University Extension  
Real Property Analyst at Dawson Technical  
Registration Clerk at R1 RCM  
Youth Worker at YMCA

## Sample Continuing Education Choices

Masters in Philosophy at WMU  
Masters in Social Work at WMU  
Masters in Spanish at University of Tennessee

## Survey Population

	Graduates	Responses
Bachelor's	25	19 (80%)

“Best advice to current and future students:  
STUDY ABROAD!”



# History

88% of undergraduates and 88% of graduate degree recipients were actively engaged.

	Undergraduate degrees		Graduate degrees	
	count	percent	count	percent
<b>Actively Engaged</b>	<b>14</b>	<b>88%</b>	<b>7</b>	<b>88%</b>
Employed full time	6	38%	5	63%
Employed part time	3	19%	0	0%
Continuing education	4	25%	2	25%
Volunteering full time	1	6%	0	0%
<b>Not Actively Engaged</b>	<b>2</b>	<b>13%</b>	<b>1</b>	<b>13%</b>
Looking for work	2	13%	1	13%

"My life has been changed for the better in ways that I can't describe. I am really, really glad I chose Public History at WMU."

## Full-time Employment

- Median salary for undergraduate degrees was \$25,000 to \$30,000 (based on 9 responses from 2016-17 and 2017-18).
- Median salary for graduate degrees was \$32,500 to \$37,500 (based on 6 responses from 2016-17 and 2017-18).
- 70% were employed in Michigan.
- 50% had a job related to their degree.
- 75% were satisfied with their job.

## Sample Job Titles and Employers

Branch Administration Officer at First National Bank  
Customer Service at Midland Center for the Arts  
Director at Sturgis Historical Museum  
Exhibit Interpretation Specialist at KVCC  
GLEM Crew Member at Kalamazoo Nature Center  
Interpretation Specialist at Kalamazoo Valley Museum  
Library Technician at Zoetis

Marketing Content Coordinator at Lake Superior State University  
Postulant at Capuchin Franciscan Province of St. Joseph  
Staff Mentor at ATLAS of Lincoln  
Teacher at School District of Palm Beach County  
Visiting Lecturer at Georgia State University

## Sample Continuing Education Choices

Bachelor in Anthropology at WMU  
Doctorate in History at WMU  
Masters in Education at University of Michigan

Masters in Historic Preservation at Univ of Maryland  
Masters in Medieval Studies at WMU  
Masters in Museum Studies at University of Kansas

## Survey Population

This report includes data from students who majored in History, History: Secondary Education, and Public History.

	Graduates	Responses	
All degrees	30	24	(80%)
Bachelor's	22	16	(73%)
Master's	7	7	(100%)
Doctoral	1	1	(100%)

"I met the most wonderful people that made me strive to be greater."

# International Development Administration

**80% of degree recipients were actively engaged.**

	count	percent
<b>Actively Engaged</b>	<b>4</b>	<b>80%</b>
Employed full time	3	60%
Continuing education	1	20%
<b>Not Actively Engaged</b>	<b>1</b>	<b>20%</b>
Looking for work	1	20%

## Full-time Employment

- 33% were employed in Michigan.
- 100% had a job related to their degree.
- 100% were satisfied with their job.

## Sample Job Titles and Employers

Grants Manager at MOBY Group in Afghanistan  
Senior Executive Associate at Unicef Mongolia  
Skills Training Specialist at WMU

## Sample Continuing Education Choices

Doctorate in Political Science at WMU

## Survey Population

	Graduates	Responses
Master's	8	6 (75%)

---

"All my instructors in all my courses were very accommodating to my needs as an international student."

---

# Journalism

100% of degree recipients were actively engaged.

	count	percent
Actively Engaged	6	100%
Employed full time	4	67%
Employed part time	1	17%
Continuing education	1	17%

## Full-time Employment

- Median salary was \$20,000 to \$25,000 (based on 5 responses from 2016-17 and 2017-18).
- 75% were employed in Michigan.
- 75% had a job related to their degree.
- 100% were satisfied with their job.

## Sample Job Titles and Employers

Assistant Branch Manager at Hertz  
Communications Associate at Nottawaseppi Huron Band of the Potawatomi  
Event Planning Assistant at Fetzer Center

## Sample Continuing Education Choices

Masters in Education and Human Development at University of Michigan

## Survey Population

	Graduates	Responses
Bachelor's	8	6 (75%)

“WMU provided a local campus that included a variety of courses within my field of study, professors that not only knew their stuff but truly were passionate and caring, and a campus that always had an organization, event or place to be. It truly is the perfect place to go as a college student; lots of the 'big university' perks in a smaller and more tight-knit community!”

# Mathematics

**93% of undergraduates and 81% of graduate degree recipients were actively engaged.**

	Undergraduate		Graduate	
	count	percent	count	percent
<b>Actively Engaged</b>	<b>13</b>	<b>93%</b>	<b>17</b>	<b>81%</b>
Employed full time	10	72%	13	62%
Continuing education	3	21%	3	14%
Military service	0	0%	1	5%
<b>Not Actively Engaged</b>	<b>1</b>	<b>7%</b>	<b>4</b>	<b>19%</b>
Looking for work	1	7%	4	19%

"The math program is the most rigorous and challenging I have ever experienced. It was tough but I learned a lot. I feel that my degree will take me far."

## Full-time Employment

- Median salary for undergraduate degrees was \$40,000 to \$45,000 (based on 7 responses).
- Median salary for graduate degrees was \$40,000 to \$45,000 (based on 9 responses).
- 50% were employed in Michigan.
- 90% had a job related to their degree.
- 100% were satisfied with their job.

"I have been mentored and nurtured for my area of work. My instructors not only supported me in acquiring the knowledge and skills for my job, but they also modeled for me what it means to be in the position my job entails."

## Sample Job Titles and Employers

Actuarial Service Center Associate at Willis Towers Watson  
 Assistant Professor at Strathmore University in Kenya  
 Assistant Professor at Youngstown State University  
 Assistant Professor of Mathematics at Cornerstone University  
 Associate Systems Technical Engineer at SAS Institute  
 Closeout Auditor at Leidos  
 Instructor at Glen Oaks Community College  
 Instructor at Lake Michigan College

Instructor in the U.S. Army  
 Metrologist at Sturgis Molded Products  
 Research Scientist at U.S. Army Corps of Engineers  
 Scientist in the U.S. Navy  
 Service Coordinator at Meijer  
 Teacher at Kenowa Hills Public  
 Teacher at Loy Norrix High School  
 Web Application Developer at Gordon Water Systems

## Sample Continuing Education Choices

Doctorate in Mathematics at Southern Illinois University  
 Doctorate in Mathematics at WMU

Masters in Applied Mathematics at WMU  
 Masters in Data Science at WMU

## Survey Population

This report includes data from students who majored in Mathematics, Applied Mathematics, Applied and Computational Mathematics, Mathematics Education and Mathematics: Secondary Education.

	Graduates	Responses	
All degrees	44	35	(80%)
Bachelor's	23	14	(61%)
Master's	14	14	(100%)
Doctoral	7	7	(100%)

### Elijah Meert, MS in applied mathematics, 2018 Metrologist at Sturgis Molded Products

"My job involves a lot of geometry and statistics. I gather and analyze data using the latest measurement technology, and bring the information to the engineers and help them decide which course of action to take.

I recommend that students go to job fairs and get internships even if they are about to graduate - it's not too late. My only regret is I wish I had known this sooner."



# Medieval Studies

100% of degree recipients were actively engaged.

	count	percent
Actively Engaged	6	100%
Employed full time	3	50%
Employed part time	1	17%
Continuing education	2	33%

## Full-time Employment

- 50% were employed in Michigan.
- 50% had a job related to their degree.
- 100% were satisfied with their job.

## Sample Job Titles and Employers

Enterprise Architect at International Monetary Fund  
Instructor at WMU  
Interpretations Specialist at Kalamazoo Valley Museum

## Sample Continuing Education Choices

Doctorate in English at University of Minnesota

## Survey Population

	Graduates	Responses
Master's	9	6 (88%)

# Organizational Communication

100% of degree recipients were actively engaged.

	count	percent
<b>Actively Engaged</b>	<b>28</b>	<b>100%</b>
Employed full time	23	82%
Employed part time	2	7%
Continuing education	2	7%
Military service	1	4%

## Full-time Employment

- Median salary was \$30,000 to \$35,000 (based on 10 responses).
- 70% were employed in Michigan.
- 76% had a job related to their degree.
- 90% were satisfied with their job.

---

"I attest much of my success to a combination of my internship experiences, my communication and elective courses that provided me with real world advice, as well as projects that forced me to think about the future and get to know myself. I grew as a professional in my industry because I got involved on campus, got to know myself and what I was good at. By junior year I was able to put those skills to use in my first internship, which taught me so much. Then I was able to take that knowledge on to get my next internship as a senior. After graduation I landed my dream job."

---

## Sample Job Titles and Employers

Account Specialist at Rock Connections  
Assistant Director at Fund for the Public Interest  
Assistant Language Teacher at Japan Exchange and Teaching Program  
Community Relations Staff at Olympia Entertainment and The Detroit Red Wings  
Credit and Collections Coordinator at Stryker  
Event and Rental Specialist at Girl Scouts  
HR Coordinator at Walker Consultants  
Human Resource Officer in the U.S. Army  
Interpretive Naturalist at Indiana Dunes National Lakeshore  
Network Administrator at WMU

Office Administrator at SPCA of SWMI  
Operations Analyst at Redwood Logistics  
Outdoor Education Instructor at Pali Institute  
Program Assistant at WMU  
Regional Assistant at Quicken Loans  
Sales Consultant at Qualtrics  
Senior Assistant Manager at F.y.e.  
Social Media Engagement Specialist at Ford  
Sourcing and Product Development Specialist at Image Seller  
Trainer/Quality Resolutions/Security Specialist at Target Distribution Center

## Sample Continuing Education Choices

Masters in Communication at WMU  
Masters in Public Administration at WMU

## Survey Population

	Graduates	Responses
Bachelor's	32	28 (88%)



# Philosophy

**67% of undergraduates and 100% of graduate degree recipients were actively engaged.**

	Undergraduate degrees		Graduate degrees	
	count	percent	count	percent
<b>Actively Engaged</b>	<b>4</b>	<b>67%</b>	<b>9</b>	<b>100%</b>
Employed full time	1	17%	2	22%
Continuing education	3	50%	7	78%
<b>Not Actively Engaged</b>	<b>2</b>	<b>33%</b>		
Looking for work	1	17%		
Personal commitments	1	17%		

## Full-time Employment

- 50% were employed in Michigan.
- 100% were satisfied with their job.

“My department provided an excellent education and a strong sense of community. They dedicated resources to help students get opportunities like annual conferences, guest lectures, outreach programs, and travel funding for conferences.”

## Sample Job Titles and Employers

Flight Attendant at American Airlines

Territory Manager at Michigan Temperature Supply

## Sample Continuing Education Choices

Doctorate in Interdisciplinary Studies at WMU

Doctorate in Philosophy at Columbia University

Doctorate in Philosophy at Rice University

Doctorate in Philosophy at University of Colorado

Doctorate in Philosophy at University of Illinois

JD at University of Michigan

Masters in Philosophy at WMU

## Survey Population

	Graduates	Responses	
All degrees	24	15	(63%)
Bachelor's	12	6	(50%)
Master's	12	9	(75%)

# Physics

**100% of undergraduates and 100% of graduate degree recipients were actively engaged.**

	Undergraduate degrees		Graduate degrees	
	count	percent	count	percent
<b>Actively Engaged</b>	<b>6</b>	<b>100%</b>	<b>4</b>	<b>100%</b>
Employed full time	5	84%	3	75%
Continuing education	0	0%	1	25%
Volunteering full time	1	16%		

## Full-time Employment

- 83% were employed in Michigan.
- 100% had a job related to their degree.
- 100% were satisfied with their job.

## Sample Job Titles and Employers

Laser Technician at IMRA

Peace Corps Volunteer – Secondary Education Math Teacher in Namibia

Physics Instructor at Kalamazoo Valley Community College

Project Engineer at CRB Builders

Research Assistant at WMU

Simulation Operator at Argo AI

Tutor at Wyzant

## Sample Continuing Education Choices

Doctorate in Physics at WMU

## Survey Population

This report includes data from students who majored in Physics and Physics: Secondary Education.

	Graduates	Responses	
All degrees	13	10	(77%)
Bachelor's	8	6	(75%)
Master's	4	3	(75%)
Doctoral	1	1	(100%)

# Political Science

**93% of undergraduates and 100% of graduate degree recipients were actively engaged.**

	Undergraduate degrees		Graduate degrees	
	count	percent	count	percent
<b>Actively Engaged</b>	<b>38</b>	<b>93%</b>	<b>6</b>	<b>100%</b>
Employed full time	23	56%	5	83%
Continuing education	15	37%	1	17%
<b>Not Actively Engaged</b>	<b>3</b>	<b>7%</b>		
Looking for work	3	7%		

## Full-time Employment

- Median salary for undergraduate degrees was \$30,000 to \$35,000 (based on 10 responses).
- 88% were employed in Michigan.
- 81% had a job related to their degree.
- 73% were satisfied with their job.

## Survey Population

	Graduates	Responses	
All degrees	59	47	(80%)
Bachelor's	52	41	(79%)
Master's	3	2	(67%)
Doctoral	4	4	(100%)



**George Lluberres, Ph.D. in political science, 2017  
Content Analyst at Hanover Research**

"My job is to find answers to complex questions posed by businesses around the globe. I first develop a multi-phased methodological approach that will allow our clients to understand the feasibility of finding answers to their questions, then I analyze and report on what is often limited information to create recommendations that will help shape the business strategy of our clients.

One of the many things I learned at WMU was that the most challenging and yet most rewarding endeavor was trying to find answers to complex questions. The main challenge is to be able to find these answers to create actionable advice for our clients under the very demanding time constraints often found in the business world.

My methodological and analytical skills have helped me the most in my transition from Western. These skills are attractive for employers in many different sectors that try to find solutions to complex challenges of their own."

# Political Science

---

## Sample Job Titles and Employers

Administrator at CSCI  
Associate Banker at Quicken Loans  
Closer at United Shore  
Communications Associate at Nottawaseppi Huron Band of the Potawatomi  
Community Health Representative II at Ingham County Health Department  
Community Organizer at Michigan Democratic Party  
Content Analyst at Hanover Research  
Court Services Specialist at 8th District Court  
Customer Account Manager at Grand Rapids Building Services  
Customer Service Consultant at PNC  
Deputy Field Organizer at Political Consulting Firm  
Deputy Finance Director at Friends of Jon Hoadley  
District Representative at Michigan State Senate  
Executive Assistant at State of Michigan  
Legal Assistant at Kalamazoo County Government  
Project Manager and Data Analyst at Rosh Pinah Group in Ivory Coast  
Project Manager at Crime Stoppers of Flint and Genesee County  
Regional Field Director at Michigan Democratic Party  
Regional Field Director at Republican National Committee  
Security Supervisor at First Nation Group  
Tourism Council Assistant at Allegan County Government  
Visiting Assistant Professor at Albion College  
Youth Counselor at Sequel Youth and Family Services

## Sample Continuing Education Choices

Doctorate in Political Science at WMU  
JD at ITT Kent  
JD at John Marshall Law School  
JD at Stetson University School of Law  
JD at Wayne State University  
JD at WMU Cooley Law School  
Masters in Comparative Religion at WMU  
Masters in Public Administration at DePaul University  
Masters in Public Administration at WMU

---

"I had a great learning experience at WMU. I feel indebted to both my teachers and WMU administration for their support."

---

# Psychology Graduate Programs

95% of degree recipients were actively engaged.

	count	percent
<b>Actively Engaged</b>	<b>59</b>	<b>95%</b>
Employed full time	45	73%
Employed part time	1	1%
Continuing education	13	21%
<b>Not Actively Engaged</b>	<b>3</b>	<b>5%</b>
Looking for work	2	3%
Personal commitments	1	2%

"The faculty in the psychology department are absolutely superb! I am consistently impressed with their performance, knowledge, and expertise. They really made my experience at WMU a good one. Similarly, the fellow graduate students here at WMU are of a high caliber. I have had many great mentors, many of which were PhD students that really had a skill set that I found exemplary. The graduate students that WMU's psychology department is producing is absolutely remarkable."

## Full-time Employment

- Median salary was \$65,000 to \$70,000 (based on 31 responses).
- 56% were employed in Michigan.
- 98% had a job related to their degree.
- 90% were satisfied with their job.

## Survey Population

This report includes data from students in Psychology: Ind/Org Behavior Management; Psychology: Behavior Analysis, and Psychology: Clinical Psychology.

	Graduates	Responses
All degrees	64	62 (97%)
Master's	44	42 (95%)
Doctoral	20	20 (100%)



**Autumn Lucerk, Master of Arts in applied behavior analysis, 2017**  
**Board Certified Behavior Analyst at LittleStar ABA Therapy**

"I work with children and adults, ages 2-18 years old, diagnosed with Autism Spectrum Disorder (ASD). The most rewarding part of my job is seeing the improvements in the client's behaviors.

As an undergraduate, I would recommend looking for research and multiple practica opportunities to give you a varied amount of experience. When applying to a master's program, look for one that will give you experience in your area of interest and for a program that is accredited. I recommend gaining experience that can set you apart from other behavior analysts. It will be helpful when applying for jobs."

# Psychology Graduate Programs

---

## Sample Job Titles and Employers

ABA Supervisor at Braintrust Behavioral Health  
Advanced BCBA/LLP at Summit Pointe  
Assistant Professor at The University of Texas-Rio Grande Valley  
Assistant Vice President of Operations at Standard Celebration Society  
Associate Clinician at Trumpet Behavioral Health  
Associate Consultant at Comprehensive Early Autism Services  
Behavior Analyst at Summit Pointe Autism Center  
Behavior Consultant at Centria Healthcare  
Behavior Technician at The Guidance Center  
BCBA at Centria Healthcare  
BCBA at Gateway Pediatric Therapy  
BCBA at Positive Behavioral Connections  
BCBA Supervisor at Spectrum Autism Center  
Clinical Assistant at Therapeutic Pathways  
Clinical Director at Kalamazoo Autism Center  
Clinical Supervisor at Kalamazoo Autism Center  
Consultant at The Continuous Learning Group  
Director of Internal Development at Gateway Pediatric Therapy  
Education Manager at Association of Behavior Analysis International  
Executive Director at The A Team  
Fellow at Pittsburgh VA Health Care System  
Junior Program Manager at Lighthouse Autism Center  
Learning and Development Specialist at Orbus Exhibit and Display Group  
Management Consultant at Allstate  
Organizational Development Consultant at HRM Innovations  
Outpatient Services Behavior Analyst at Great Lakes Center  
Postdoctoral Fellow at Cleveland Clinic  
Postdoctoral Fellow at Geisinger Medical Center  
Postdoctoral Fellow at The Scripps Research Institute  
Program Manager at Logan Autism Center  
Program Manager at Logan Community Resources  
Psychology Postdoctoral Fellow at Cincinnati VA Medical Center  
Senior Director of Children's Services at Melmark  
Senior Manager of Behavioral Supports at Genesee Health System  
Senior Specialist/Operational Excellence Investigator at Pfizer  
Study Director at Covance  
Vice President of Clinical Strategy and Development at Gateway Pediatric Therapy

## Sample Continuing Education Choices

Doctorate in Psychology at WMU



# Psychology Behavioral Science

93% of degree recipients were actively engaged.

	count	percent
<b>Actively Engaged</b>	<b>37</b>	<b>93%</b>
Employed full time	12	30%
Continuing education	25	63%
<b>Not Actively Engaged</b>	<b>3</b>	<b>7%</b>
Looking for work	2	5%
Personal commitments	1	3%

“The behavioral science program is amazing. Even the undergraduate program is unmatched. It prepared me very well for graduate education.”

## Full-time Employment

- Median salary was \$25,000 to \$30,000 (based on 9 responses).
- 80% were employed in Michigan.
- 90% had a job related to their degree.
- 89% were satisfied with their job.

## Sample Job Titles and Employers

Behavior Technician at Gateway Pediatric Therapy  
Behavioral Therapist at Bierman ABA  
Direct Support Professional at ROI  
Internship Coordinator at WMU  
Leasing Consultant at AVB  
Level 2 Teacher at New England Center for Children

Peer Support Specialist at Recovery Institute of Southwest Michigan  
Registered Behavior Technician at the Spark Center for Autism  
Youth Development Professional at Boys and Girls Club

## Sample Continuing Education Choices

Certification in Alcohol and Drug Abuse at WMU  
JD at Wayne State University  
Masters in Educational Leadership at WMU  
Masters in Human Development at Arizona State  
Masters in Human Resources at Wayne State  
Masters in Industrial/Organizational Psychology at University of Detroit Mercy  
Masters in Psychology at Appalachian State

Masters in Psychology at Eastern Michigan University  
Masters in Psychology at Florida Institute of Technology  
Masters in Psychology at Grand Valley State  
Masters in Psychology at WMU  
Masters in Speech Pathology and Audiology at WMU  
Specialist Program in Psychology at GVSU

## Survey Population

	Graduates	Responses
Bachelor's	60	40 (67%)

# Psychology General

88% of degree recipients were actively engaged.

	count	percent
<b>Actively Engaged</b>	<b>59</b>	<b>88%</b>
Employed full time	34	51%
Employed part time	2	3%
Continuing education	22	33%
Military service	1	1%
<b>Not Actively Engaged</b>	<b>8</b>	<b>12%</b>
Looking for work	7	11%
Personal commitments	1	1%

"I loved attending WMU, and I left the school well prepared to take on the workplace environment!"

## Full-time Employment

- Median salary was \$30,000 to \$35,000 (based on 13 responses).
- 85% were employed in Michigan.
- 71% had a job related to their degree.
- 86% were satisfied with their job.

## Sample Job Titles and Employers

ABA Tutor at KRESA  
Behavior Technician at NHS Connections  
Broadcast Engineer at Ion Media  
Computer Lab Technician at Tyler Payne and Dylan Ledbetter  
CPS Investigator at State of Michigan  
Customer Service Representative at IT Resource  
E-Commerce Analyst at IRI  
Family Support at Family and Children Services  
Foster Care and Adoption Service Specialist at State of MI  
General Manager at Poke Fresh  
Health Aide at Zorita Koenig Homecare  
HR Department Supervisor at Babies R Us  
Lead Security Officer at PSC

Manager at Best Block of Ann Arbor  
Neuropathology Research Assistant at WMU Homer Stryker School of Medicine  
Office Administrator at SPCA of SWMI  
Psychiatric Technician at Pine Rest  
Registration Specialist at R1 RCM  
Resident Care Aide at Baruch Senior Ministries  
Sales Representative at PepsiCo  
Services Specialist at the MI Dept. of HHS  
Subaru Team at Shift Digital  
Systems Support Specialist at Consumers Credit Union  
Veterinary Assistant at Dickman Road Veterinary Clinic

## Sample Continuing Education Choices

Doctorate in Psychology at WMU  
Masters in Communication at Syracuse University  
Masters in Counseling Psychology at WMU  
Masters in Counselor Education at WMU  
Masters in Occupational Therapy at WMU  
Masters in Psychology at Arizona State University  
Masters in Psychology at Behavior Analysis

Masters in Psychology at WMU  
Masters in Social Work at Grand Valley State University  
Masters in Social Work at Michigan State University  
Masters in Social Work at WMU  
Masters in Speech Pathology and Audiology at WMU  
MD at Wayne State University

## Survey Population

	Graduates	Responses
Bachelor's	95	67 (71%)

# Public Administration

97% of degree recipients were actively engaged.

	count	percent
<b>Actively Engaged</b>	<b>30</b>	<b>97%</b>
Employed full time	25	81%
Continuing education	5	16%
<b>Not Actively Engaged</b>	<b>1</b>	<b>3%</b>
Looking for work	1	3%

"I completed both my undergrad degree and masters at WMU, and I had a wonderful experience. The professors that I had for both degrees were very helpful and caring. I would recommend WMU to anyone."

## Full-time Employment

- Median salary was \$50,000 to \$55,000 (based on 16 responses).
- 78% were employed in Michigan.
- 83% had a job related to their degree.
- 82% were satisfied with their job.

## Sample Job Titles and Employers

Administrative Coordinator at Mary Free Bed Rehabilitation  
Business Administrator at The University of Chicago  
Clinical Information Systems Analyst II at Bronson  
Closing Specialist at MI State Housing Development Authority  
Communications Advisor at MI House of Representatives  
Coordinator at WMU  
Executive Director of Dispute Resolution Service at Gryphon  
Fiscal Officer at Michigan State University  
Grant Writer at Elevate  
Grants Finance Officer at City of Kalamazoo  
HR Director at Kabul Municipality in Afghanistan

HR Technician at Sentry  
Human Resources Specialist at Denso  
Insurance and Government Relations Manager at Michigan Association of Chiropractors  
Manager at Concerto Health  
Project Manager at Access One  
Regional Quality Lead and Supports Intensity Scale Assessor at Southwest Michigan Behavioral Health  
Regulations Officer at State of Michigan  
Senior Juvenile Court Officer at Ingham County  
Specialist at Head Start

## Sample Continuing Education Choices

Doctorate in Evaluation at WMU  
Doctorate in Healthcare Administration at Medical University of South Carolina  
Masters in Business Administration at WMU

## Survey Population

	Graduates	Responses
Master's	35	31 (89%)

# Public Relations

**96% of degree recipients were actively engaged.**

	count	percent
<b>Actively Engaged</b>	<b>43</b>	<b>96%</b>
Employed full time	37	83%
Continuing education	6	13%
<b>Not Actively Engaged</b>	<b>2</b>	<b>4%</b>
Looking for work	2	4%

## Full-time Employment

- Median salary was \$40,000 to \$45,000 (based on 16 responses).
- 64% were employed in Michigan.
- 66% had a job related to their degree.
- 81% were satisfied with their job.

## Sample Job Titles and Employers

Account Coordinator at Bratskeir & Co.  
Account Coordinator at Sabo Public Relations  
Account Executive at Yelp  
Assistant at Michigan Department of Transportation  
Brand Ambassador at Axis/Torso  
Business Development Associate at Activate  
Carrier Sales Representative at U.S. Xpress Logistics  
Communication Assistant at Michigan Democratic Party  
Communications Specialist at Affirmant Health Partners-  
Bronson Healthcare  
Communications Specialist at American Red Cross  
Consultant at Perspectives Consulting  
Content Strategist at Thermotron  
Corporate Partnership Manager at Pennsylvania Football Club  
Customer Service Agent at Smile America Partners  
Digital Marketing Specialist at Plum Tree Group  
Director of Events at Revel and Roll West  
E-Commerce Consultant at Springbot  
Intern at VitaePR

Management Trainee at Enterprise Rent-A-Car  
Market Research Associate at Market Data Corporation  
Marketing Assistant at Johnson and Bell  
Marketing Specialist at County National Bank  
Mortgage Banker at Quicken Loans  
Project Coordinator at Hope Network  
Public Relations and Events Account Assistant at Jasculca  
Terman Strategic Communications  
Public Relations and Marketing at Meridian Entertainment  
PR and Multimedia Manager at MultiState Insurance  
Public Relations Associate at Greentarget  
Recruiter at Aerotek  
Recruiter at Insight Global  
Retail Sales Representative at Hershey  
Service Desk Analyst at CareTech Solutions  
Solutions Specialist at Verizon  
Talent Acquisition Coordinator at Kellogg's  
Team Member at Tractor Supply Company

## Sample Continuing Education Choices

Masters in Communication at WMU  
Masters in Educational Leadership at WMU

Masters in Public Relations at University of Houston  
Masters in Sports Management at WMU

## Survey Population

	Graduates	Responses
Bachelor's	58	45 (78%)

"I loved my time at WMU—the professors,  
the beautiful campus, the classes, the  
faculty."

# Religion

72% of undergraduate degree recipients were actively engaged.

	Undergraduate degrees	
	count	percent
<b>Actively Engaged</b>	<b>5</b>	<b>72%</b>
Employed full time	2	29%
Continuing education	3	43%
<b>Not Actively Engaged</b>	<b>2</b>	<b>28%</b>
Looking for work	1	14%
Personal commitments	1	14%

## Full-time Employment

- 100% were employed in Michigan.
- 50% had a job related to their degree.
- 100% were satisfied with their job.

## Sample Job Titles and Employers

Journalist at East Lansing Info

Recruiting Specialist at Advia Credit Union

## Sample Continuing Education Choices

Masters in Comparative Religion at WMU

## Survey Population

	Graduates		Responses	
All degrees	10	7	(70%)	
Bachelor's	8	7	(88%)	
Master's	2	0	(0%)	

# Science Education

90% of degree recipients were actively engaged.

	count	percent
<b>Actively Engaged</b>	<b>19</b>	<b>90%</b>
Employed full time	17	81%
Continuing education	2	10%
<b>Not Actively Engaged</b>	<b>2</b>	<b>10%</b>
Looking for work	2	10%

## Full-time Employment

- Median salary was \$45,000 to \$50,000 (based on 11 responses).
- 71% were employed in Michigan.
- 100% had a job related to their degree.
- 91% were satisfied with their job.

## Sample Job Titles and Employers

Assistant Professor at University of Michigan-Flint  
Assistant Professor at WMU  
Education Consultant at Teaching Solutions  
High School Teacher at Rochester Community Schools  
Laboratory Supervisor at WMU  
Postdoc Research Associate at Florida International University  
Postdoctoral Fellow at University of Northern Colorado  
Project Manager at WMU

Science Teacher at Grand Ledge Public Schools  
Science Teacher at Khartoum American School in Sudan  
Science Teacher at Kunming International Academy in China  
Science Teacher at Ludington Area Schools  
Science Teacher at Three Rivers Middle School  
Teacher at Catholic Central High School Grand Rapids  
Teacher at Kalamazoo Public Schools  
Teacher at Midland Public Schools

## Sample Continuing Education Choices

Doctorate in Science Education at WMU

## Survey Population

	Graduates	Responses	
All degrees	23	21	(91%)
Master's	17	15	(88%)
Doctoral	6	6	(100%)



**Justin Gish, MS in science education, 2017 Project Manager at the Office of Sustainability at WMU**

"I oversee a grant allocation process, manage the workshop and a permaculture farm. I enjoy working with students who are driven to make a positive change in the world.

As a student I worked at WIDR, and I believe this job helped me understand how the business side of the university operates and prepared me for my current position.

Get any student job you can; you never know what might end up helping your career."



# Sociology

88% of undergraduates and 100% of graduate degree recipients were actively engaged.

	Undergraduate degrees		Graduate degrees	
	count	percent	count	percent
<b>Actively Engaged</b>	<b>21</b>	<b>88%</b>	<b>5</b>	<b>100%</b>
Employed full time	11	46%	3	60%
Employed part time	3	13%	0	0%
Continuing education	7	29%	2	40%
<b>Not Actively Engaged</b>	<b>3</b>	<b>13%</b>		
Looking for work	3	13%		

## Full-time Employment

- Median salary for undergraduate degrees was \$25,000 to \$30,000 (based on 5 responses from 2017-18).
- Median salary for graduate degrees was \$42,500 to \$47,500 (based on 6 responses from 2016-17 and 2017-18).
- 79% were employed in Michigan.
- 58% had a job related to their degree.
- 89% were satisfied with their job.

## Sample Job Titles and Employers

Assistant Director of Life Enrichment at Story Point  
 Assistant Professor at McMurry University  
 Case Aide at Samaritas  
 Customer Service Supervisor at Whole Foods  
 General Manager at Leduc Blueberries  
 Human Resources Associate at Bean Management

Operations Coordinator at Coyote Logistics  
 Organizer at ERACCE  
 Program Coordinator at Kalamazoo College  
 Resident Coordinator at KPEP  
 Urban Youth Program Coordinator at MSU

## Sample Continuing Education Choices

Doctorate in Sociology at WMU  
 JD at John Marshall Law School

JD at Notre Dame  
 JD at Penn State University

## Survey Population

	Graduates	Responses	
All degrees	44	29	(66%)
Bachelor's	39	24	(62%)
Master's	3	3	(100%)
Doctoral	2	2	(100%)

"I am thankful that I did come to Western as it had provided numerous experiences and opportunities."

# Spanish

**91% of undergraduates and 100% of graduate degree recipients were actively engaged.**

	Undergraduate degrees		Graduate degrees	
	count	percent	count	percent
<b>Actively Engaged</b>	<b>32</b>	<b>91%</b>	<b>4</b>	<b>100%</b>
Employed full time	24	69%	3	75%
Continuing education	7	20%	1	25%
Volunteering full time	1	2%		
<b>Not Actively Engaged</b>	<b>3</b>	<b>9%</b>		
Looking for work	2	6%		
Personal commitments	1	3%		

“The best experience of my academic life. The Spanish Department is very supportive and beyond excellent.”

## Full-time Employment

- Median salary for undergraduate degrees was \$35,000 to \$49,000 (based on 11 responses).
- 73% were employed in Michigan.
- 75% had a job related to their degree.
- 88% were satisfied with their job.

## Sample Job Titles and Employers

ABA Tutor at Beaumont Health  
AmeriCorps Client Coordinator at Rebuilding Together Southeast Michigan  
Assistant at Department of Licensing and Regulatory Affairs  
Assistant Language Teacher at Japan Exchange and Teaching  
Associate at Broughton Music Center  
Brand Associate at Old Navy  
Family Case Manager at Indiana Department of Child Services  
Fellow at New Mexico Public Interest

Instructor at I.E.S. San Lorenzo in Spain  
Instructor at Kalamazoo Valley Community College  
Junior Policy Analyst at Michigan Senate Democratic Caucus  
Manager at Little Caesars Pizza  
Marketing Associate at Miller-Davis  
Outreach Specialist at Michigan State University Extension  
Spanish Instructor at Kalamazoo College  
Teacher Assistant at Valley Family Church

## Sample Continuing Education Choices

Doctorate in Spanish at Ohio State University  
JD at Wayne State University  
Masters in Geography at WMU  
Masters in Hispanic Studies at WMU  
Masters in Public Health at WMU  
Masters in Spanish at University of Tennessee

“I couldn't have made a better choice. I was able to affordably study abroad three times and meet international students from all over the world through globally engaged events. I am a completely changed person from who I was before I came here.”

## Survey Population

This report includes data from students who majored in Spanish and Spanish: Secondary Education.

	Graduates	Responses
All degrees	51	39 (76%)
Bachelor's	47	35 (74%)
Master's	4	4 (100%)

# Statistics

**100% of undergraduates and 83% of graduate degree recipients were actively engaged.**

	Undergraduate degrees		Graduate degrees	
	count	percent	count	percent
<b>Actively Engaged</b>	<b>8</b>	<b>100%</b>	<b>20</b>	<b>83%</b>
Employed full time	4	50%	17	71%
Employed part time	1	13%	1	4%
Continuing education	3	37%	2	8%
<b>Not Actively Engaged</b>	<b>0</b>	<b>0%</b>	<b>4</b>	<b>17%</b>
Looking for work	0	0%	4	17%

## Full-time Employment

- Median salary for graduate degrees was \$60,000 to \$65,000 (based on 11 responses).
- 60% were employed in Michigan.
- 90% had a job related to their degree.
- 88% were satisfied with their job.

## Sample Job Titles and Employers

Analyst-Statistical Programming at Palmetto GBA  
 Applied Statistician at The Climate Corporation  
 Assistant Professor at Yamaguchi University in Japan  
 Associate Professor at University of the Philippines  
 Biostatistician at Allergan  
 Biostatistician at Charles River Laboratories  
 Business Analytics Specialist at PNC  
 Data Analyst at Advanced Radiology Services and  
 Strategic Administrative and Reimbursement  
 Data Analyst at CG Max Design Group

Data Scientist at Amway  
 Electronic Data Interchange Administrator at BASIC  
 Informational and Statistical Analyst at MSU  
 Lecturer at KMITL in Bangkok  
 Manager at Fastenal  
 Math Tutor at Washtenaw Community College  
 Statistical Analyst at SunTrust Bank  
 Statistical Programmer at QST Consultations  
 Teaching Specialist and Academic Advisor at MSU

## Sample Continuing Education Choices

Certification Program in Biostatistics at WMU  
 Doctorate in Statistics at WMU  
 Masters in Data Science at WMU  
 Masters in Statistics at WMU

## Survey Population

	Graduates	Responses	
All degrees	36	33	(92%)
Bachelor's	8	8	(100%)
Master's	21	18	(86%)
Doctoral	6	6	(100%)

# World Languages and Literatures

69% of degree recipients were actively engaged.

	count	percent
Actively Engaged	9	69%
Employed full time	6	46%
Continuing education	3	23%
Not Actively Engaged	4	31%
Looking for work	4	31%

## Full-time Employment

- 75% were employed in Michigan.

## Sample Job Titles and Employers

- Brand Associate at Old Navy
- Independent Contractor at Enlaces Language Solutions
- Processor Assistant/Office Administrator at American Mortgage Services
- Real Property Analyst at Dawson Technical

## Sample Continuing Education Choices

- Masters in Applied Mathematics at WMU
- Masters in Philosophy at WMU

## Survey Population

This report includes data from students who majored in French, German, Japanese, and Latin.

	Graduates	Responses
Bachelor's	19	13 (68%)

“The Japanese department has wonderful, caring instructors who love to see their students succeed.”

# Aviation



Aviation Flight Science .....	68
Aviation Management and Operations .....	70
Aviation Technical Operations .....	71

# Aviation

## Post-Graduation Activity

89% of all Aviation graduates were actively engaged.

	count	percent
<b>Actively Engaged</b>	<b>76</b>	<b>89%</b>
Employed full time	65	76%
Employed part time	3	4%
Continuing education	8	9%
<b>Not Actively Engaged</b>	<b>10</b>	<b>11%</b>
Looking for work	9	10%
Personal commitments	1%	1%

“WMU was a great experience. The College of Aviation was a perfect fit for me. Professors and flight instructors were extremely helpful. WMU prepared me for the real world, and I’m proud to say I am a Western Grad.”

## Survey Population

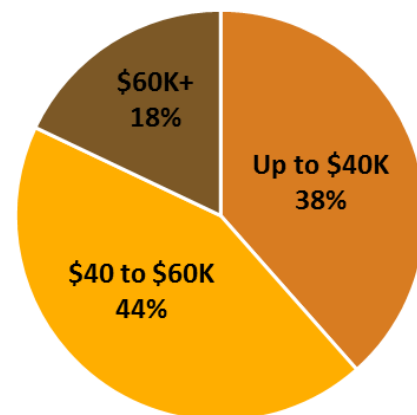
The Post-Graduation Activity Survey was sent to all of the 132 students who earned a degree from the College of Aviation between August 2017 and June 2018.

	Graduates	Responses	
<b>Bachelor’s degrees</b>	<b>132</b>	<b>86</b>	<b>65%</b>

## Salary Ranges for Full-Time Employment

Number of Responses: 39

25 <sup>th</sup> percentile	<b>\$30,000-\$35,000</b>
50 <sup>th</sup> percentile (Median)	<b>\$45,000-\$50,000</b>
75 <sup>th</sup> percentile	<b>\$55,000-\$60,000</b>



**Kevin Stolarski, Bachelor of Science in aviation technical operations, 2017  
Aircraft Technician at SkyWest Airlines**

“My position deals with the maintenance and the upkeep of regional commercial airplanes based at O'Hare International airport. The most rewarding part of my job is knowing that when I fix an airplane and return it to service on time I just made someone's travel experience better, because there won't be a delay due to maintenance issues, and they will make it to their destination on time and safely.

Some of the best resources are your professors and classmates. You never know what connections they will have or experiences they have had that will help guide you to where you want to go with your career.

Once you get your degree and you pass all of your tests and receive your A&P license and get the job you want in the field, you have to understand the seriousness behind this field. Your actions can cause a trickling effect that can cause serious injury or even fatalities which can come back to you because of how the FAA traces everything. This field is rewarding and very scary at the same time because you have the lives of thousands of people flying every day.”



# Aviation

## Full-time Employment

- **Median salary** for undergraduate degree recipients in the College of Aviation was **\$45,000 to \$50,000** (based on 39 responses).
- **88%** had a job **related** to their degree.
- **98%** were **satisfied** with their job.
- **46%** had a job in **Michigan**.

## Top Employers of Aviation Graduates

Delta Airlines  
Duncan Aviation  
Falcon Aviation Academy

SkyWest Airlines  
United Airlines  
Williams Aerial and Mapping

## Continuing Education

- **9%** of Aviation respondents are pursuing further education after graduating from WMU.
- After graduation, 25% are pursuing masters, 38% certification programs, and 38% additional classes.
- 50% are continuing education at WMU, and the remaining 50% will attend four different institutions.

## Experiential Education

- **47%** had an internship, co-op, practicum, or field experience where they applied what they were learning in the classroom.
- **70%** had a job (full time or part time; on or off campus) where they applied what they were learning in the classroom.
- **36%** worked on a project that took a semester or more to complete (e.g., capstone, senior design).
- **57%** were very active in extracurricular activities and organizations (e.g., leadership role, or involved in multiple organizations such as RSO, intramurals, club sports, or volunteerism).

**89% of Aviation degree recipients completed at least one experiential education activity.**

## Top Internship Employers

Ace Aviation  
Aircraft Sales of America  
American Jet Management  
Chicago Executive Airport  
Chicago O'Hare  
Delta Airlines  
Detroit Metro Airport  
Duncan Aviation

L3 Aviation Products  
Sawyer International Airport  
Stryker  
United Airlines  
W.K. Kellogg Airport  
Wayne County Airport  
WMU

## Experiences at WMU

- **99%** had at least one instructor who made them excited about learning.
- **90%** felt that their instructors cared about them as a person.
- **70%** had a mentor who encouraged them to pursue their goals and dreams.
- **94%** said that their education and experience as a student at WMU prepared them for their profession.

# Aviation Flight Science

**87% of degree recipients were actively engaged.**

	count	percent
<b>Actively Engaged</b>	<b>40</b>	<b>87%</b>
Employed full time	34	74%
Employed part time	1	2%
Continuing education	5	11%
<b>Not Actively Engaged</b>	<b>6</b>	<b>13%</b>
Looking for work	6	13%

## Full-time Employment

- Median salary was \$45,000 to \$50,000 (based on 23 responses).
- 42% were employed in Michigan.
- 97% had a job related to their degree.
- 100% were satisfied with their job.

## Survey Population

	Graduates	Responses
Bachelor's	74	46 (62%)



**Anthony Leone, Bachelor of Science in aviation flight science, 2017  
First Officer at LJ Aviation**

"I am a First Officer on the Cessna Citation Excel. I fly private individuals and major corporation employees to small towns and large cities all over the United States, whether it be in the early dawn hours, the middle of the afternoon, or late in the evening. Our destinations are always changing, giving me the opportunity to experience more places and meet more people than I would have ever been able to in any other kind of pilot position for someone with my similar amount of experience.

The most rewarding part of my job is doing what I love—flying a sophisticated machine at incredible speeds just below the stratosphere over long distances. I can have such a noticeable impact on an individual's life by taking them where they needed to be safely and more efficiently than any other mode of transportation in use today.

I worked for United Ground Express at Kalamazoo-Battle Creek International Airport, which taught me a ton about the airline industry."

# Aviation Flight Science

---

## Sample Job Titles and Employers

Airline Pilot at Republic Airline  
Certified Flight Instructor at Falcon Aviation Academy  
Certified Flight Instructor at Murfreesboro Aviation  
Certified Flight Instructor at Skill Aviation  
Commercial Pilot at Williams Aerial and Mapping  
First Officer at Compass Airlines  
First Officer at Endeavor Air  
First Officer at Envoy  
First Officer at ExpressJet Airlines  
First Officer at LJ Aviation  
First Officer at PSA Airlines  
First Officer at Saudi Airlines  
Flight Instructor at Aviation Adventures  
Flight Instructor at Florida Flyers Flight Academy  
Flight Instructor at JC Air Academy  
Flight Instructor at Kal-Aero Flight Instruction  
Flight Instructor at Michigan Flyers  
Flight Instructor at WMU  
Pilot at Aerial Imaging  
Pilot at Allegan Skydive  
Pilot at Northern Jet Management  
Pilot at SkyWest Airlines  
Pilot at Van Bortel Aircraft  
Seasonal Pilot at Alaska Seaplanes  
Survey Pilot at Williams Aerial and Mapping

---

“The College of Aviation has amazing personnel! Besides flight training, classes at WMU provided me with invaluable experiences that have prepared me better for the rest of my life.”

---



**Chris Desmond, Bachelor of Science in aviation flight science, 2018  
Pilot at Alaska Seaplanes**

“I fly tourists and residents to and from remote Alaskan villages to the city, including their mail, groceries, and everything else needed to survive. I work in a way that helps people survive by flying important and essential supplies for living outside of the road system. The weather is the biggest challenge to doing this job and challenges safety every day.”

# Aviation Management and Operations

**89% of degree recipients were actively engaged.**

	count	percent
<b>Actively Engaged</b>	<b>32</b>	<b>89%</b>
Employed full time	26	72%
Employed part time	2	6%
Continuing education	4	11%
<b>Not Actively Engaged</b>	<b>4</b>	<b>11%</b>
Looking for work	3	8%
Personal commitments	1	3%

## Full-time Employment

- Median salary was \$40,000 to \$45,000 (based on 13 responses).
- 54% were employed in Michigan.
- 79% had a job related to their degree.
- 100% were satisfied with their job.

## Sample Job Titles and Employers

Aeronautical Analyst at National Geospatial  
Intelligence Agency  
Air Freight Operations Coordinator at Car Go  
Worldwide  
Air Traffic Controller at FAA  
Airline Pilot at Republic Airline  
Business Operations Specialist at Dawson Foods  
Certified Flight Instructor at Falcon Aviation Academy  
Customer Service Agent at Delta Airlines  
Customer Service Representative at Duncan Aviation  
Customer Service Solutions Center Supervisor at  
United Airlines

Dangerous Goods Specialist at FedEx  
Data Entry Operator at Frontline Freight  
Flight Instructor at Kal-Aero Flight Instruction  
Flight Scheduler at United Airlines  
Line Service Technician at Robinson Aviation  
Marketing Consultant at Clearwater Aviation  
Operations Officer at Capital Region Airport Authority  
Operations Specialist at St. Joseph's Airport Authority  
Pilot at Allegan Skydive  
Quality Assurance Auditor at Kalitta Air  
Ramp Agent at Delta Airlines  
Site Supervisor at STT Security Services

## Sample Continuing Education Choices

Masters in Public Administration at WMU  
MBA at Northern Arizona University

## Survey Population

	Graduates	Responses
Bachelor's	46	36 (78%)

# Aviation Technical Operations

**100% of degree recipients were actively engaged.**

	count	percent
<b>Actively Engaged</b>	11	<b>100%</b>
Employed full time	11	100%

## Full-time Employment

- Median salary was \$45,000 to \$50,000 (based on 7 responses).
- 40% were employed in Michigan.
- 89% had a job related to their degree.
- 89% were satisfied with their job.

## Sample Job Titles and Employers

A&P Technician at Virgin Galactic  
Aircraft Technician at WMU  
Aviation Mechanic at SkyWest Airlines  
Avionics Modifications Specialist at Duncan Aviation  
Mechanic Assistant at Pentastar Aviation  
Rope Access/NDT Technician at American Testing Services

## Survey Population

	Graduates	Responses
Bachelor's	22	11 (50%)



**Christopher Charlier, Bachelor of Science in aviation technical operations, 2018  
Aircraft Mechanic at SkyWest Airlines**

"I am responsible for taxiing planes back and forth from the terminal to the maintenance hangar. I perform 100 flight hour inspections and regular service checks of Bombardier CRJ 200 and 700 regional jets. I also perform heavier maintenance tasks such as A-check inspections and other major component troubleshooting and replacement.

The Aviation Technical Operations program at WMU really helps you to understand the aircraft very well and how the basic systems work. Working on the Boeing 727 at the school was very beneficial going into a career where I work on turbine aircraft.

Try to get in touch with companies well before your graduation date. Some companies may hire you even while you are in school. I was hired at SkyWest Airlines and I still had my last semester left in school and did not yet have my Airframe and Powerplant license."

# Education and Human Development



College of Education  
and Human Development

WESTERN MICHIGAN UNIVERSITY

Athletic Training .....	77
Coaching Sport Performance .....	78
Counseling Psychology .....	79
Counselor Education .....	80
Dietetics .....	81
Educational and Instructional Technology .....	82
Educational Foundations .....	83
Educational Leadership .....	84
Educational Leadership: Higher Ed and Student Affairs .....	85
Educational Leadership: K12 .....	87
Elementary Education .....	88
Evaluation, Measurement, and Research .....	89
Exercise Science .....	90
Family Science .....	91
Fashion Merchandising and Design .....	93
Health Education .....	94
Interior Design .....	95
Literacy Studies .....	96
Organizational Change Leadership .....	97
Physical Education .....	98
Practice of Teaching .....	99
Recreation .....	100
Secondary Education .....	101
Special Education .....	102
Workforce Education and Development .....	103



# Education and Human Development

## Post-Graduation Activity

93% of all Education and Human Development graduates were actively engaged.

	All degrees		Undergraduate degrees		Graduate degrees	
	count	percent	count	percent	count	percent
<b>Actively Engaged</b>	<b>598</b>	<b>93%</b>	<b>285</b>	<b>90%</b>	<b>313</b>	<b>95%</b>
Employed full time	510	79%	228	72%	282	86%
Employed part time	8	1%	4	1%	4	1%
Continuing education	79	12%	52	16%	27	8%
Volunteering full time	1	0.2%	1	0.3%	0	0%
<b>Not Actively Engaged</b>	<b>46</b>	<b>7%</b>	<b>31</b>	<b>10%</b>	<b>15</b>	<b>5%</b>
Looking for work	41	6%	28	9%	13	4%
Personal commitments	5	1%	3	1%	2	1%

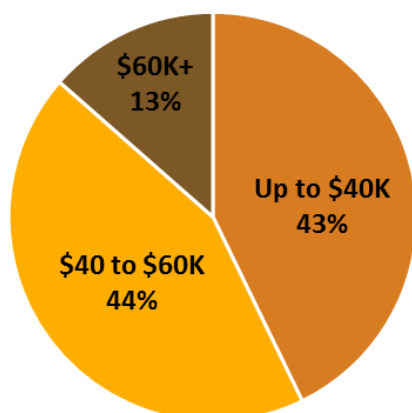
## Survey Population

The Post-Graduation Activity Survey was sent to all of the 842 students who earned a degree from the College of Education and Human Development between August 2017 and June 2018.

	Graduates	Responses	
<b>All Education and Human Development degrees</b>	<b>842</b>	<b>644</b>	<b>76%</b>
Bachelor's	451	316	70%
Master's	361	300	83%
Doctoral	25	24	96%
Post baccalaureate Certificate	5	4	80%

## Salary Ranges for Full-Time Employment

	25 <sup>th</sup> percentile	50 <sup>th</sup> percentile Median	75 <sup>th</sup> percentile	Number of Responses
<b>All CEHD</b>	<b>\$30,000-\$35,000</b>	<b>\$40,000-\$45,000</b>	<b>\$50,000-\$55,000</b>	229
Undergraduate	\$25,000-\$30,000	\$30,000-\$35,000	\$40,000-\$45,000	88
Graduate	\$40,000-\$45,000	\$45,000-\$50,000	\$55,000-\$60,000	141



"A great college with many opportunities and wonderful professors."

# Education and Human Development – All Degrees

## Full-time Employment

- **Median salary** for the College of Education and Human Development was **\$40,000 to \$45,000** (based on 229 responses).
- **88%** had a job **related** to their degree.
- **89%** were **satisfied** with their job.
- **82%** had a job in **Michigan**.

## Top Employers

Allegan Public Schools	Bronson	Kalamazoo College	State of Michigan
Allegan RESA	Caledonia Schools	Kalamazoo Public Schools	U.S. Dept. of Veterans Affairs
Battle Creek Public Schools	Charles River Laboratories	KVCC	WMU
Berrien RESA	Chicago White Sox	Kellogg Community College	YMCA
Bethany Christian Services	Clinical Psychology Services	Lakeside Academy	
Big Brothers Big Sisters	Grand Rapids Public Schools	National Heritage Academies	
Borgess	Hope College	Portage Public Schools	

## Continuing Education

- **12%** of Education and Human Development respondents are pursuing further education after graduating from WMU.
- After graduation, 49% are pursuing masters degrees, 34% doctoral, 9% certification programs, 5% bachelors degrees, 1% professional schools, and 1% additional classes in their discipline.
- 61% are continuing education at WMU, and the remaining 39% will attend 24 different institutions.

## Experiential Education

- **86%** had an internship, co-op, practicum, or field experience where they applied what they were learning in the classroom.
- **73%** had a job (full time or part time; on or off campus) where they applied what they were learning in the classroom.
- **61%** worked on a project that took a semester or more to complete (capstone, senior design, senior performance project).
- **39%** were very active in extracurricular activities and organizations (e.g., leadership role, or involved in multiple organizations such as RSO, intramurals, club sports, or volunteerism).

**99% of CEHD degree recipients completed at least one experiential education activity.**

## Top Internship Employers

Adventures Learning Center	Comstock Public Schools	KVCC	Wedgwood Services
Albion College	Delton Kellogg High School	Mattawan High School	WMU
Battle Creek Public Schools	Dept. of HHS	Otsego Public Schools	YMCA
Bethany Christian Services	Gryphon Place	Parchment Public Schools	YWCA
Bronson	Kalamazoo College	Plainwell Public Schools	
Clinical Psychology Services	Kalamazoo Public Schools	Portage Public Schools	

## Experiences at WMU

- **96%** had at least one instructor who made them excited about learning.
- **93%** felt that their instructors cared about them as a person.
- **72%** had a mentor who encouraged them to pursue their goals and dreams.
- **93%** said that their education and experience as a student at WMU prepared them for their profession.

# Education and Human Development – Undergraduate

---

## Full-time Employment

- **Median salary** for undergraduate degree recipients in CEHD was **\$30,000 to \$35,000** (based on 88 responses).
- **82%** had a **job related** to their degree.
- **82%** were **satisfied** with their job.
- **83%** had a job in **Michigan**.

## Top Employers

Allegan Public Schools  
Bethany Christian Services  
Big Brothers Big Sisters  
Bronson  
Kalamazoo Public Schools  
Kalamazoo Wings

Michigan Dept. of Health and Human Services  
Portage Public Schools  
Three Rivers Community Schools  
YMCA  
YWCA

## Experiential Education

- **94%** had an internship, co-op, practicum, or field experience where they applied what they were learning in the classroom.
- **68%** had a job (full time or part time; on or off campus) where they applied what they were learning in the classroom.
- **54%** worked on a project that took a semester or more to complete (capstone, senior design, senior performance project).
- **53%** were very active in extracurricular activities and organizations (e.g., leadership role, or involved in multiple organizations such as RSO, intramurals, club sports, or volunteerism).

---

**99% of CEHD undergraduates completed at least one experiential education activity.**

## Experiences at WMU

- **99%** had at least one instructor who made them excited about learning.
- **95%** felt that their instructors cared about them as a person.
- **74%** had a mentor who encouraged them to pursue their goals and dreams.
- **92%** said that their education and experience as a student at WMU prepared them for their profession.

---

"I had so many great experiences offered to me within my education. I was offered volunteer opportunities that I will remember for the rest of my life. These included working at the YMCA with the LiveStrong Cancer Survivors, and at Cheff Therapeutic Riding Center, helping people with a wide range of disabilities learn to ride horses."

---

# Education and Human Development – Graduate

---

## Full-time Employment

- **Median salary** for graduate degree recipients in CEHD was **\$45,000 to \$50,000** (based on 141 responses).
- **91%** had a **job related** to their degree.
- **93%** were **satisfied** with their job.
- **82%** had a job in **Michigan**.

## Top Employers

Bethany Christian Services

Bronson

Clinical Psychology Services

Grand Rapids Public Schools

Kalamazoo Public Schools

KVCC

State of Michigan

U.S. Dept. of Veterans Affairs

WMU

## Experiential Education

- **79%** had an internship, co-op, practicum, or field experience where they applied what they were learning in the classroom.
- **77%** had a job (full time or part time; on or off campus) where they applied what they were learning in the classroom.
- **67%** worked on a project that took a semester or more to complete (capstone, senior design, senior performance project).
- **25%** were very active in extracurricular activities and organizations (e.g., leadership role, or involved in multiple organizations such as RSO, intramurals, club sports, or volunteerism).

---

**99% of CEHD graduate degree recipients completed at least one experiential education activity.**

## Experiences at WMU

- **94%** had at least one instructor who made them excited about learning.
- **92%** felt that their instructors cared about them as a person.
- **70%** had a mentor who encouraged them to pursue their goals and dreams.
- **94%** said that their education and experience as a student at WMU prepared them for their profession.

---

“As an international student, I feel WMU is my home in the USA, and every staff member is very friendly and kind.”

---

# Athletic Training

83% of undergraduates and 100% of graduate degree recipients were actively engaged.

	Undergraduate degrees		Graduate degrees	
	count	percent	count	percent
<b>Actively Engaged</b>	<b>5</b>	<b>83%</b>	<b>7</b>	<b>100%</b>
Employed full time	0	0%	6	86%
Continuing education	5	83%	1	14%
<b>Not Actively Engaged</b>	<b>1</b>	<b>17%</b>		
Personal commitments	1	17%		

## Full-time Employment

- Median salary for graduate degrees was \$37,500 to \$42,500 (based on 6 responses from 2016-17 and 2017-18).
- 33% were employed in Michigan.
- 100% had a job related to their degree.
- 100% were satisfied with their job.

## Sample Job Titles and Employers

Athletic Trainer at Grundy Center High School  
Athletic Trainer at Physical Therapy Solutions  
Athletic Training Resident at Emory University  
Certified Athletic Trainer at Bronson  
Certified Athletic Trainer at McLeod Health  
Head Athletic Trainer at Community Healthcare System

## Sample Continuing Education Choices

Doctorate in Exercise Science at Middle Tennessee State  
Masters in Athletic Training at Eastern Kentucky University  
Masters in Athletic Training at West Virginia Wesleyan College  
Masters in Counselor Education at Quincy university  
Masters in Sports Management at Wayne State University

## Survey Population

	Graduates	Responses	
All degrees	21	13	(62%)
Bachelor's	12	6	(50%)
Master's	9	7	(78%)

# Coaching Sport Performance 2016-17 and 2017-18

100% of degree recipients were actively engaged.

	count	percent
<b>Actively Engaged</b>	5	<b>100%</b>
Employed full time	5	100%

## Full-time Employment

- 80% were employed in Michigan.
- 100% had a job related to their degree.
- 100% were satisfied with their job.

## Sample Job Titles and Employers

Head Assistant Baseball Coach at Birmingham-Southern College

Head Swimming and Diving Coach at Kalamazoo College

PE/Health Teacher and Varsity Girls Basketball Coach at Williamston Community Schools

Personal Trainer at Genesis Fitness and Wellness

Teacher/Coach at Addison Community Schools

## Survey Population for 2016-17 and 2017-18

	Graduates	Responses
Master's	6	5 (83%)



# Counseling Psychology

93% of degree recipients were actively engaged.

	count	percent
<b>Actively Engaged</b>	<b>37</b>	<b>93%</b>
Employed full time	32	80%
Continuing education	5	13%
<b>Not Actively Engaged</b>	<b>3</b>	<b>7%</b>
Looking for work	2	5%
Personal commitments	1	2%

## Full-time Employment

- Median salary was \$40,000 to \$45,000 (based on 19 responses).
- 81% were employed in Michigan.
- 97% had a job related to their degree.
- 89% were satisfied with their job.

## Sample Job Titles and Employers

Case Manager at Barry County Mental Health Services  
Clinician at Clinical Psychology Services  
Counselor at Advanced Counseling and Therapy Services  
Counselor at Clinical Psychology Services  
Counselor at Community Healing Center  
Counselor at Creative Solutions Counseling  
Counselor at Taliaferro Mental Health Center  
Crisis Counselor at Integral Care  
Early Learning Support Specialist at Head Start for Kent County  
Mental Health Counselor at Little River Band of Ottawa Indians  
MST Counselor at D.A. Blodgett-St. John's  
Partial Hospitalization Therapist at New Oakland Family Centers  
Patient Service Advocate at Borgess  
Program Counselor at Northland Counseling  
Provisional Licensed Professional Counselor at Midwest  
Assessment and Psychotherapy Solutions

Psychologist at Clinton Country Medical Center Psych Services  
Psychologist at River City Psychological Services  
Psychologist at U.S. Department of Veterans Affairs  
Psychotherapist at Clinton County Medical Center  
Psychotherapist at Psychiatric and Psychological Specialties  
Refugee Programs Consultant at Bethany Christian Services  
Residential Therapist at Gilmore Community Healing Center  
Staff Counselor at Oregon State University  
Staff Psychologist at Texas A&M University  
Staffing Specialist at Allegis Global Solutions  
Therapist at Clinical Psychology Services  
Therapist at Lakeside Academy  
Therapist at New Oakland Family Centers  
Vocational Services Specialist at Peckham Vocational  
Rehabilitation  
Youth Counselor at Lakeside Academy

## Sample Continuing Education Choices

Doctorate in Counseling Psychology at WMU  
Doctorate in Education and Human Development at WMU  
Doctorate in Psychology at WMU

## Survey Population

	Graduates	Responses
All degrees	47	40 (85%)
Master's	40	33 (83%)
Doctoral	7	7 (100%)

"I felt very prepared to go into my current profession as a residential therapist. I felt that having an internship was not only beneficial to me but helped me secure a full-time position at my internship site. The classes at WMU had material that could be easily applied into practical experience."

# Counselor Education

90% of degree recipients were actively engaged.

	count	percent
<b>Actively Engaged</b>	<b>57</b>	<b>90%</b>
Employed full time	52	83%
Employed part time	2	3%
Continuing education	3	5%
<b>Not Actively Engaged</b>	<b>6</b>	<b>10%</b>
Looking for work	6	10%

## Sample Job Titles and Employers

Academic Advisor at Indiana University  
Addiction Counselor at NuPoint  
Assistant Professor at Monmouth University  
At-Risk Counselor at Elk Rapids School District  
Career Assessment Instructor at MI Career and Tech Institute  
Case Manager at Hope Network  
Clinical Therapist at Pine Rest  
Counselor at Clinical Psychology Services  
Counselor at Cornerstone Christian Counseling  
Counselor at Dowagiac Union Schools  
Counselor at Family Counseling and Mediation Services  
Counselor at Harbor Hall  
Counselor at Integrative Empowerment Group  
Counselor at Lakeview Behavioral Health  
Counselor at Open Space Counseling  
Counselor at Pine Rest  
Counselor at Pine River  
Crisis Counselor at Third Level Crisis Center  
Elementary School Counselor at Suttons Bay Public Schools  
Guidance Counselor at FGR Catholic High School  
Home Based Family Therapist at Samaritas  
Home Based Therapist at The Right Door  
LLC at Four Health Family Resource Center  
Mental Health Counselor at Consumer Services

## Full-time Employment

- Median salary was \$40,000 to \$45,000 (based on 24 responses).
- 88% were employed in Michigan.
- 98% had a job related to their degree.
- 100% were satisfied with their job.

Mental Health Counselor at Hope and Wholeness Psychology Center  
Mental Health Therapist at Complete Wellness Care  
Middle School Counselor at DLPMS  
MST Family Therapist at University of Colorado  
Outreach Therapist at Transitions Mental Health Association  
Program Director at Suttons Bay Public Schools  
Residential Therapist at D.A. Blodgett-St. John's  
Retention and Completion Specialist at Washtenaw Community College  
School Counselor at Bellaire Public Schools  
School Counselor at Grand Ledge Public Schools  
School Counselor at Grand Rapids Public Schools  
School Counselor at Western Michigan Christian HSI  
School Counselor at White Pigeon Community Schools  
Student Activities Research & Program Coordinator at Calvin College  
Substance Abuse Clinician at InterAct of Michigan  
Substance Abuse Therapist at Victory Methadone Clinic  
Substance Use Disorder Clinician at Wedgwood Christian Services  
Therapist at Bethany Christian Services  
Therapist at Boundless Life Counseling  
Therapist at Journey Home Yoga and Health  
Therapist at Love First  
Veterans Services Counselor at Center for The Homeless

## Sample Continuing Education Choices


Certification in Alcohol and Drug Abuse at WMU

Doctorate in Psychology at Illinois School of Professional Psychology

## Survey Population

	Graduates	Responses
All degrees	72	63 (88%)
Master's	70	61 (87%)
Doctoral	2	2 (100%)

**Stephanie Bobbitt, Ph.D. in counselor education and supervision, 2018 Assistant Professor at Monmouth University**



"I love being in the classroom with my students. Helping to ignite their passion for counseling those in need is easily the most rewarding part of my career.

The faculty in my department were the biggest factor in my successful employment following graduation. They allowed me to gain experiences directly related to the work I do now as a faculty member."

# Dietetics

**100% of degree recipients were actively engaged.**

	count	percent
<b>Actively Engaged</b>	<b>15</b>	<b>100%</b>
Employed full time	5	33%
Continuing education	10	67%

## Full-time Employment

- 80% were employed in Michigan.
- 80% had a job related to their degree.
- 50% were satisfied with their job.

## Sample Job Titles and Employers

Dietetic Intern at Bluffton University  
Nutrition Educator at Health Plan Advocate  
Personal Trainer at West Hills Athletic Club  
Registered Dietician at OptiMed Health Partners

## Sample Continuing Education Choices

Certification in Dietetics at Dominican University  
Certification in Dietetics at Iowa state  
Masters in Dietetics at Grand Valley State University  
Masters in Exercise Science at WMU  
Masters in Family and Consumer Sciences at WMU

## Survey Population

	Graduates	Responses
Bachelor's	25	15 (60%)

# Educational and Instructional Technology

100% of degree recipients were actively engaged.

	count	percent
<b>Actively Engaged</b>	<b>14</b>	<b>100%</b>
Employed full time	13	93%
Continuing education	1	7%

## Full-time Employment

- Median salary was \$45,000 to \$50,000 (based on 5 responses).
- 75% were employed in Michigan.
- 75% had a job related to their degree.
- 75% were satisfied with their job.

## Sample Job Titles and Employers

Admissions Counselor at Marquette University  
Associate Director at Syracuse University  
Director of Academic Advising and First-Year Seminars at Hope College  
Enrollment Instructor at Ferris State University  
Teacher at Allegan Area Educational Service Agency  
Teacher at Allegan Public Schools  
Teacher at Coldwater High School  
Teacher at Kalamazoo Public Schools  
Teacher at Lawton Community Schools  
Teacher at Paramount Charter Academy

## Sample Continuing Education Choices

Doctorate in Science Education at WMU

## Survey Population

	Graduates	Responses
Master's	21	14 (67%)

# Educational Foundations 2016-17 and 2017-18

100% of degree recipients were actively engaged.

	count	percent
<b>Actively Engaged</b>	<b>5</b>	<b>100%</b>
Employed full time	3	60%
Employed part time	1	20%
Continuing education	1	20%

## Full-time Employment

- 100% were employed in Michigan.
- 33% had a job related to their degree.
- 100% were satisfied with their job.

## Sample Job Titles and Employers

Assistant Manager/Buyer at Kalamazoo Valley Community College  
Director of Programs at The Greta Berman Arbetter Kazoo School  
Equal Employment Opportunities Assistant at U.S. Department of Veterans Affairs  
ESL Instructor and Program Assistant at Voces of Battle Creek

## Survey Population for 2016-17 and 2017-18

This report includes data from students in Educational Foundations and Socio-cultural Studies in Education.

	Graduates	Responses
Master's	6	5 (83%)

# Educational Leadership

93% of degree recipients were actively engaged.

	count	percent
<b>Actively Engaged</b>	14	<b>93%</b>
Employed full time	14	93%
<b>Not Actively Engaged</b>	1	<b>7%</b>
Personal commitments	1	7%

"The doctoral program is very well designed. I am recommending it to the university I work with in Saudi Arabia."

## Full-time Employment

- Median salary was \$55,000 to \$60,000 (based on 7 responses).
- 64% were employed in Michigan.
- 85% had a job related to their degree.
- 100% were satisfied with their job.

## Sample Job Titles and Employers

Assistant Professor at Assim University in Saudi Arabia  
Assistant Professor at GVSU  
Assistant Professor at WMU  
Associate Dean at Grand Rapids Community College  
Athletic Operation at The National Fastpitch League  
Director of Alumni and Family Engagement at Hope College

Division Chair & Assoc. Prof at Cornerstone University  
Environmental Health and Safety at WMU  
Market Manager at K&S Vending Services  
Professor at King Abdulaziz University in Saudi Arabia  
Teacher at Calvin Christian School

## Survey Population

This report includes data from students in Ed Leadership: Higher Ed Leadership, and Ed Leadership: Organizational Analysis.

	Graduates	Responses
All degrees	15	15 (100%)
Master's	5	5 (100%)
Doctoral	10	10 (100%)

**Beth Szczerowski, MA in educational leadership: organizational and global leadership, 2017**  
**Director of Alumni and Family Engagement, FYS Instructor and Academic Advisor at Hope College**



"In my director role, I work to positively engage students, families and alumni of Hope College with their greatest memories and experiences on campus. In my instructor/advisor role, I connect with students during their first semester as they explore campus resources, spend time developing self-awareness and begin to discover their life's greater calling.

Making the decision to pursue an advanced degree later in my professional career allowed me to carve out time to focus on myself and the acquisition of new knowledge and relationships. Setting this goal forced me to connect with others in my field, as well as partner fields, while deliberately applying what I was learning in the classroom on the job and in my personal and professional development."



# Educational Leadership: Higher Ed and Student Affairs

100% of degree recipients were actively engaged.

	count	percent
<b>Actively Engaged</b>	14	<b>100%</b>
Employed full time	14	100%

## Full-time Employment

- Median salary was \$40,000 to \$45,000 (based on 7 responses).
- 62% were employed in Michigan.
- 100% had a job related to their degree.
- 100% were satisfied with their job.

## Survey Population

	Graduates	Responses
Master's	15	14 (93%)



**Adrienne Fraaza, MA in educational leadership, 2017  
Fall Welcome Program Manager at WMU**

"I oversee planning and implementation of Fall Welcome, which welcomes 3,000 new students annually.

I chose my undergrad degree with no clear direction or passion. However, I became very involved on campus as a Bronco Days Ambassador and Co-coordinator, Orientation Student Leader, RA. I worked at WIDR, and did Alternative Spring Break and study abroad. I loved those experiences, but it never occurred to me that I could make a career out of it. Several years after becoming Fall Welcome program manager, I realized my passion was working with college students and developing them into leaders. The co-curricular experiences I had as an undergrad played an important role in getting me to where I am today."



**Jonathan Pulley, Master of Arts in higher education and student affairs, 2018  
Portfolio Associate at Kellogg Foundation**

"I manage grant proposals, budgets and grant portfolios, oversee program operations contracts and manage administrative tasks.

The most rewarding part of my job is that I am able to see how grant making has a huge influence on the field that I am interested in. It is rewarding for me to be able to read over proposals that organizations submit on their approach on impacting children and families within education systems. I am able to use my creative philosophy and expertise about education to help impact the advancement of education and promote equal access and opportunity for underprivileged populations. This opportunity exposed me to the world of philanthropy."

# Educational Leadership: Higher Ed and Student Affairs

---

## Sample Job Titles and Employers

Academic Advisor at WMU  
Academic Advisor at Purdue Northwest University  
Academic Specialist at Michigan State University  
Assistant Director of Institutional Accreditation and Planning at WMU  
Coordinator of Leadership Programs at University of Arizona  
Data and Scholarship Manager at American University of Afghanistan  
Fall Welcome Program Manager at WMU  
Manager of Recruitment and Student Outreach at Kellogg Community College  
Ministry Associate at Voyage Church  
Pathway Advisor at Kalamazoo Valley Community College  
Portfolio Associate at W.K. Kellogg Foundation  
Program Coordinator at Cardinal Stritch University  
Program Director at WMU  
Program Manager at WMU  
Residential Coordinator for Student Conduct at San Francisco State University  
Seita Campus Coach at WMU



**Adriana Cardoso Reyes, Certificate in Higher Education Student Affairs, 2017  
Assistant Director- Institutional Accreditation and Planning at WMU**

“I am responsible for supporting the efforts of the Office of Institutional Effectiveness in maintaining current knowledge of accreditation requirements for higher education institutions from our regional accreditor, the Higher Learning Commission. The most rewarding aspect of my job is the ability to connect with individuals from all across the University and support their work in advancing the institution forward.

I am always looking for opportunities to increase my knowledge, strengthen my current skill set and apply my skills. I attend conferences, participate in webinars, follow educational journals and websites. I am bilingual (Spanish and English), which has allowed me to be a bridge between communities. I also have strong mentors that have helped me process the information I am learning, and have challenged me to think critically and be intentional in the decisions that I make in regards to my career.”

---

“I would highly recommend this program to any future student affairs grads that are looking to receive a well-rounded and holistic learning experience. On top of this, getting involved with the department and WMU as a whole provided me life and professional skills that I know I'll be using in the future.”

---

# Educational Leadership: K12

98% of degree recipients were actively engaged.

	count	percent
<b>Actively Engaged</b>	<b>38</b>	<b>98%</b>
Employed full time	36	93%
Continuing education	2	5%
<b>Not Actively Engaged</b>	<b>1</b>	<b>2%</b>
Looking for work	1	2%

## Full-time Employment

- Median salary was \$50,000 to \$55,000 (based on 13 responses).
- 97% were employed in Michigan.
- 93% had a job related to their degree.
- 92% were satisfied with their job.

## Sample Job Titles and Employers

2nd Grade Teacher at Watervliet Public Schools  
7th Grade Teacher at Edwardsburg Middle School  
Assistant Principal at Kalamazoo Public Schools  
Career Specialist at Youth Opportunities Unlimited  
Dean of Students at Redford Union High School  
Director of Bands at Fennville Public Schools  
Instructor at Kentwood Public Schools  
Interventionist at Quincy Community Schools  
Prevention/Health Education Program Manager at  
Muskegon Area ISD  
Principal at Decatur Public Schools  
Principal at Grand Rapids Public Schools  
Principal at Morey FlexTech High School  
Principal at Kalamazoo Public Schools

Services Specialist at State of Michigan  
Social Studies Teacher at Equity Education  
Teacher at Battle Creek Public Schools  
Teacher at Benton Harbor Area Schools  
Teacher at Comstock Park Public Schools  
Teacher at Covert Public Schools  
Teacher at Grand Haven Area Public Schools  
Teacher at Grand Rapids Public Schools  
Teacher at Harper Creek Community Schools  
Teacher at Kalamazoo Public Schools  
Teacher at New Branches Public School Academy  
Teacher at Portage Public Schools  
Teacher at St Lawrence Catholic School

## Survey Population

	Graduates	Responses	
All degrees	41	39	(95%)
Master's	40	38	(95%)
Doctoral	1	1	(100%)

# Elementary Education

82% of degree recipients were actively engaged.

	count	percent
<b>Actively Engaged</b>	36	<b>82%</b>
Employed full time	36	82%
<b>Not Actively Engaged</b>	8	<b>18%</b>
Looking for work	8	18%

## Full-time Employment

- Median salary was \$30,000 to \$35,000 (based on 20 responses).
- 93% were employed in Michigan.
- 95% had a job related to their degree.
- 89% were satisfied with their job.

## Sample Job Titles and Employers

1st Grade Teacher at Burr Oak Community Schools  
2nd Grade Teacher at Rose Elementary School  
3rd Grade Teacher at Coldwater Community Schools  
Adjunct Professor at Kellogg Community College  
Director at Paparazzi Accessories  
ELL Instructional Paraprofessional at Godfrey-Lee  
Public School  
Executive Director at IECA  
Great Start Readiness Program Teacher at Battle  
Creek Public Schools  
Lead Teacher at Michigan Center  
Literacy Aid at Vicksburg Community Schools  
Managing Head Teacher at Curious Kids  
Math and Science Teacher at Jefferson Elementary

Mental Health Worker at Brinks Residential Crisis  
Ski School Teaching Assistant at Nort Star/Vail  
Special Education Teacher at Auburn School District  
Special Education Teacher at KRESA  
Teacher at Climax-Scotts Community Schools  
Teacher at FWCS  
Teacher at Gull Lake Community Schools  
Teacher at Kalamazoo Public Schools  
Teacher at Maple Valley Schools  
Teacher at Marshall Public Schools  
Teacher at Plainwell Community Schools  
Teacher at Prairie Ridge Elementary  
Teacher at St Monica School  
Teacher at Three Rivers Community Schools

## Survey Population

	Graduates	Responses
Bachelor's	63	44 (70%)

# Evaluation, Measurement, and Research

**90% of degree recipients were actively engaged.**

	count	percent
<b>Actively Engaged</b>	<b>9</b>	<b>90%</b>
Employed full time	6	60%
Continuing education	3	30%
<b>Not Actively Engaged</b>	<b>1</b>	<b>10%</b>
Looking for work	1	10%

## Full-time Employment

- Median salary was \$50,000 to \$55,000 (based on 9 responses from 2016-17 and 2017-18).
- 100% were employed in Michigan.
- 80% had a job related to their degree.
- 67% were satisfied with their job.

## Sample Job Titles and Employers

Analyst at National Heritage Academies  
Curriculum Specialist at Grand Rapids Community College  
Faculty Specialist at WMU  
High School Mathematics Teacher at White Pigeon Community Schools  
Research Analyst at Spectrum Health

## Sample Continuing Education Choices

Doctorate in Educational Leadership at WMU  
Doctorate in Eval/Measurement and Research at WMU

## Survey Population

	Graduates	Responses
All degrees	11	10 (91%)
Master's	9	8 (89%)
Doctoral	2	2 (100%)

# Exercise Science

98% of undergraduates and 89% of graduate degree recipients were actively engaged.

	Undergraduate		Graduate	
	count	percent	count	percent
<b>Actively Engaged</b>	<b>51</b>	<b>98%</b>	<b>8</b>	<b>89%</b>
Employed full time	36	69%	6	67%
Continuing education	15	29%	2	22%
<b>Not Actively Engaged</b>	<b>1</b>	<b>2%</b>	<b>1</b>	<b>11%</b>
Looking for work	1	2%	1	11%

## Full-time Employment

- Median salary for undergraduate degrees was \$37,500 to \$42,500 (based on 10 responses).
- 78% were employed in Michigan.
- 76% had a job related to their degree.
- 79% were satisfied with their job.

## Sample Job Titles and Employers

Account Liaison at Heartland Hospice Services  
 Assistant Women's Basketball Coach at Davenport University  
 Certified Personal Trainer at West Hills Athletic Club  
 Coordinator of Fitness and Wellness at University of Houston  
 Co-Supervisor at YMCA  
 Direct Support Professional at Senior Day Services  
 Exercise Physiologist at St. Joseph Mercy Hospital  
 Exercise Specialist at Bronson  
 Exercise Specialist at Munson Community Health Center  
 Fitness Coordinator at Middle Tennessee State University  
 Gymnastics Instructor at All-That Athletics  
 Head Coordinator at Full Potential Program  
 Health Specialist at Health Fitness Corporation  
 Member Benefit Coordinator at Meridian Health Plan  
 Partner Trainer at Camp Gladiator  
 Patient Care Associate at Borgess  
 Personal Trainer at Bronson  
 Personal Trainer at La Fitness

Personal Trainer at Strength Beyond Fitness  
 Personal Trainer at West Hills Athletic Club  
 Physical Therapist at Vertical Staffing  
 Rehabilitation Aide at Athletico  
 Rehabilitation Assistant at Michigan Medicine  
 Rehabilitation Technician at GraceHealthcare  
 Research Associate at Charles River Laboratories  
 Sales Representative at ParMed Pharmaceuticals  
 Scribe at Advanced Therapy Group  
 Senior Plasma Center Technician at Biolife Plasma Services  
 Senior Sales Executive at Medial Diagnostic Laboratories  
 Strength and Conditioning Coach at Athletic Mentors  
 Strength and Conditioning Intern at University of Denver  
 Technician at HealthQuest Physical Therapy and Medical Fitness  
 Wellness Coordinator at Duncan Aviation  
 Wellness Coordinator at Family Health Center  
 Youth Advocate/Social Worker at Boys and Girls Club

## Sample Continuing Education Choices

Doctorate in Education and Human Development at WMU  
 Doctorate in Exercise Science at University of South Carolina  
 Doctorate in Physical Therapy at Andrews University  
 Doctorate in Physical Therapy at Central Michigan University  
 Doctorate in Physical Therapy at Marshall University  
 Doctorate in Physical Therapy at Northern Arizona University  
 Doctorate in Physical Therapy at Northwestern University

Doctorate in Physical Therapy at Wayne State University  
 Doctorate in Physical Therapy at WMU  
 Masters in Exercise Science at WMU  
 Masters in Physician Assistant GVSU  
 Masters in Physician Assistant at WMU  
 Masters in Sports Management at WMU

## Survey Population

	Graduates	Responses	
All degrees	102	61	(60%)
Bachelor's	91	52	(57%)
Master's	11	9	(82%)

"I am going to miss attending WMU. I enjoyed my time here. The exercise science program clearly prepared me for graduate school, as I have been accepted to three PT schools."

# Family Science

88% of degree recipients were actively engaged.

	Undergraduate degrees	
	count	percent
<b>Actively Engaged</b>	<b>59</b>	<b>88%</b>
Employed full time	47	70%
Continuing education	12	18%
<b>Not Actively Engaged</b>	<b>9</b>	<b>12%</b>
Looking for work	8	11%
Personal commitments	1	1%

"I had a fantastic experience at WMU. I learned so much from my courses and professors. I met so many people that helped shape my time at WMU. I'm so happy that I chose to earn my degree from WMU."

## Full-time Employment

- Median salary for undergraduate degrees was \$27,500 to \$32,500 (based on 22 responses).
- 88% were employed in Michigan.
- 92% had a job related to their degree.
- 61% were satisfied with their job.

"I have experienced positive instruction and encouragement that extended beyond the classroom. I felt appreciated for my intellect and experiences because of a well-balanced learning environment that allowed me to feel safe to share. I highly recommend WMU especially for non-traditional students like me because the University provides all the tools to be successful and the opportunity for your accumulated skills and experience to enrich others and add to the classroom experiences. Instructors provided credible, pertinent content that prepared me to face the challenges of my field."

## Survey Population

This report includes data from students who majored in Child and Family Development; Family Studies; and Food Service Operations and Sustainability.

	Graduates	Responses
Bachelor's	98	68 (69%)



**Elkhaya Patterson, Bachelor of Science in child and family development, 2017  
Economic Support Specialist at the Department of Family and Children Services**

"I determine clients' eligibility for the Supplemental Nutrition Assistance Program utilizing the state policies and guidelines.

My major required a two-part internship portion, so I made sure my two internships were in two different fields of interest. This helped me get an idea of what career field I was most interested in.

Get involved on campus. Volunteer in your community. Complete internships in areas that are of interest to help you get a better idea of which career path you would like to pursue."



# Family Science

## Sample Job Titles and Employers

Advocacy Assistant at The Arc Community Advocates  
Assistant Director at KinderCare Education  
Assistant Teacher at YWCA  
Behavior Technician at Judson Center  
Case Worker at MI Dept. of Health and Human Services  
Child and Youth Specialist at U.S. Government  
Child Care Professional at YWCA  
CRA/CW at Gryphon Place  
Crew Leader at Y.O.U. KRESA  
Director at Little Lions  
District Executive at Greater NY Councils, Boy Scouts  
Early Childhood Educator at Gretchen's House Child Care  
Early Head Start Home Visitor at 8CAP  
Economic Support Specialist at Dept. of Family and Children Services  
Employee Supervisor at Adventures Learning Center  
Executive Assistant at Head Start for Kent County

Family Support Worker at Family and Children Services  
Family Unit Assistant at 30th Judicial Circuit Court  
Foster Care Case Worker at Bethany Christian Services  
Foster Care Specialist at MI Dept. of HHS  
Licensing Case Manager at Wolverine Human Services  
Match Support Specialist at Big Brothers Big Sisters  
Paraprofessional at National Heritage Academies  
Parenting Time Specialist at Bethany Christian Services  
Program Director at AppleTree Early Care and Preschool  
Refugee Resettlement Associate at Bethany Christian Services  
Registered Behavior Technician at HopeBridge  
Services Specialist at Kent County Dept. of HHS  
Teacher at Fruitport Community Schools  
Technology Assistant at Instructional Technology Services  
Youth Specialist at Macomb County

## Sample Continuing Education Choices

Bachelor in Nursing at Grand Valley State University  
Masters in Counseling Psychology at Chicago School of Professional Psychology  
Masters in Family and Consumer Sciences at WMU  
Masters in Health Administration at Oakland University

Masters in Practice of Teaching at WMU  
Masters in Social Work at WMU  
Masters in Sports Management at Central Michigan University  
Masters in Theology at Garrett Evangelical Theological Seminary



### **Sommer Jabbar, Bachelor of Arts in child and family development, 2017 Training and Technical Assistance Manager at Early Learning Neighborhood Collaborative**

"I am in charge of facilitating and presenting professional development to teachers. I work for a local non-profit that services the most vulnerable children in Grand Rapids. The most rewarding part of my job is being able to spread my knowledge and passion for children and equity to over 80 teachers.

Growing up, I had no teachers who looked like me, and cultural competency was very low. I learned quickly how children of color have a huge achievement gap simply because they are of color, and live in areas with no access to high quality early childhood education. The teachers in my life who cared and pushed me, influenced me to do the same.

I would encourage students to get into the community! Volunteer, seek out different programs, explore your choices."

# Fashion Merchandising and Design

**94% of degree recipients were actively engaged.**

	count	percent
<b>Actively Engaged</b>	<b>33</b>	<b>94%</b>
Employed full time	33	94%
<b>Not Actively Engaged</b>	<b>2</b>	<b>6%</b>
Looking for work	1	3%
Personal commitments	1	3%

## Full-time Employment

- Median salary was \$32,500 to \$37,500 (based on 14 responses).
- 73% were employed in Michigan.
- 72% had a job related to their degree.
- 100% were satisfied with their job.

## Sample Job Titles and Employers

Assistant Manager at Famous Footwear  
 Assistant Manager at Freebird Stores  
 Assistant Merchandiser at Edwards Garment  
 Assistant Store Manager at Ella's LLC  
 Brand Ambassador at Banana Republic  
 Fashion Merchandiser at Saks Fifth Avenue  
 Intern at Atelier Benson  
 Manager and Buyer at Current Boutique  
 Production Assistant at Detroit Is The New Black

Sales Supervisor at Hobbs London  
 Senior Team Leader at Target  
 Showroom Manager at Aviva Bree  
 Social Media Assistant at Bella Bridesmaid  
 Social Media Content Creator at Mariel  
 Store Supervisor at Brooks Brothers  
 Stylist Assistant at JohnsonRauhoff  
 Visual Manager at Forever 21  
 Visual Merchandiser at Zara

## Survey Population

	Graduates	Responses
Bachelor's	42	35 (83%)

### Demetria Williams, Bachelor of Science in fashion merchandising, 2017 Design Showroom Assistant at Gustavo Designs

"My job consists of inspecting products during the design process, sourcing fabrics and trimmings, creating mood and trend boards, working closely with factories and suppliers, and creating prototypes and tailoring garments. I'm living my dreams. My work is filled with gratification, but also many challenges and hard work.

Being a part of MODA definitely helped me become more confident in my craft. The advice that I have for others pursuing a career similar to mine would be to work hard in pursuit of what they desire."



# Health Education

**90% of degree recipients were actively engaged.**

	count	percent
<b>Actively Engaged</b>	<b>9</b>	<b>90%</b>
Employed full time	7	70%
Continuing education	1	10%
Volunteering full time	1	10%
<b>Not Actively Engaged</b>	<b>1</b>	<b>10%</b>
Looking for work	1	10%

## Full-time Employment

- Median salary was \$35,000 to \$40,000 (based on 5 responses from 2016-17 and 2017-18).
- 71% were employed in Michigan.
- 100% had a job related to their degree.
- 67% were satisfied with their job.

## Sample Job Titles and Employers

AmeriCorps VISTA at AmeriCorps/Housing Authority of Billings  
Assistant Home Manager at HomeLife  
Health and Wellness Consultant at Jenny Craig  
Health Educator at Bronson  
Intern at Berrien County Health Department  
Program Coordinator at YMCA  
Senior Project Assistant at wichealth.org

## Sample Continuing Education Choices

Masters in Public Health at WMU

## Survey Population

	Graduates	Responses
Bachelor's	11	10 (91%)

# Interior Design

100% of degree recipients were actively engaged.

	count	percent
<b>Actively Engaged</b>	<b>8</b>	<b>100%</b>
Employed full time	7	88%
Employed part time	1	12%

## Full-time Employment

- Median salary was \$30,000 to \$35,000 (based on 5 responses from 2016-17 and 2017-18).
- 86% were employed in Michigan.
- 100% had a job related to their degree.
- 100% were satisfied with their job.

## Sample Job Titles and Employers

Architectural Technician at Schultz Architecture  
Design Assistant at Scholten Kitchen and Bath  
Furniture Consultant at ArtVan  
Interior Designer at Ernie Morris Enterprises  
Interior Designer at Intersect Studio  
Interior Designer at Michigan Tile and Carpet  
Project Coordinator at Singh Development  
Selections Assistant at AVB

## Survey Population

	Graduates	Responses
Bachelor's	8	8 (100%)

# Literacy Studies

100% of degree recipients were actively engaged.

	count	percent
<b>Actively Engaged</b>	5	<b>100%</b>
Employed full time	5	100%

## Full-time Employment

- Median salary was \$40,000 to \$45,000 (based on 11 responses from 2016-17 and 2017-18).
- 100% were employed in Michigan.
- 100% had a job related to their degree.
- 100% were satisfied with their job.

## Sample Job Titles and Employers

1st Grade Teacher at St. Michael Catholic School  
Teacher at ECPS  
Teacher at Kalamazoo Public Schools  
Teacher at Okemos Public Schools  
Teacher at Vicksburg Community Schools

## Survey Population

	Graduates	Responses
Master's	7	5 (71%)

# Organizational Change Leadership

100% of degree recipients were actively engaged.

	count	percent
<b>Actively Engaged</b>	<b>20</b>	<b>100%</b>
Employed full time	19	95%
Continuing education	1	5%

## Full-time Employment

- Median salary was \$65,000 to \$70,000 (based on 13 responses).
- 95% were employed in Michigan.
- 79% had a job related to their degree.
- 92% were satisfied with their job.

## Sample Job Titles and Employers

Administrative Coordinator at CompHealth  
Chief Operations Officer at Coherence Consulting  
Director of Custodial Services at WMU  
Director of Employee Benefits and Compensation at Kellogg  
Community College  
Employee Success Operations Senior Administrator at  
Salesforce.com in Japan  
Event Marketing Manager at Consumers Energy  
Family Court Specialist at County of Muskegon  
Functional Operations Manager at Farmers Insurance

HR Analyst at Percepta  
Manager of Sales and Engineering Admin at AbsolutAire  
Organization Development and Learning Specialist at Bronson  
Senior Human Resources Generalist at Perrigo  
Senior Marketing Specialist at WMU  
Senior Talent Management Specialist at Stryker  
Talent Acquisition Manager at Grand Rapids Public Schools  
Teacher at Kalamazoo Public Schools  
Training Manager at Kellogg's

## Sample Continuing Education Choices

Masters in Educational and Instructional Technology at WMU

## Survey Population

	Graduates	Responses
Master's	20	20 (100%)



**Kally Taylor, Master of Arts in org change leadership, 2018  
Senior Specialist, HR Operations at Stryker**

"I work with new hires, terminated employees, hiring managers, contract workers, direct employees and all US divisions. I partner with our teams in countries across the globe to ensure consistency and quality with problem solving.

I recommend going to interviews with an open mind, well dressed and polished. Be prepared—do research on the company and come to the interviews with a notepad, pen and resume. Don't limit yourself to your degree. Just because you have a degree in communication doesn't mean you have to have a communications role. Get into a great company, be humble about your achievements and work hard to get to the role you've dreamed of. Sometimes, the company will make a role that suits your talents!"

# Physical Education

**100% of undergraduate and 100% of graduate degree recipients were actively engaged.**

	Undergraduate degrees (2016-17 and 2017-18)		Graduate degrees (2017-18)	
	percent	count	percent	percent
<b>Actively Engaged</b>	<b>5</b>	<b>100%</b>	<b>11</b>	<b>100%</b>
Employed full time	4	80%	10	90%
Employed part time	1	20%	0	0%
Continuing education	0	0%	1	10%

## Sample Job Titles and Employers

Assistant Track and Field Coach at Plainwell Public Schools  
 Certified Therapeutic Recreation Specialist at Greenleaf Center  
 Director of Community Wellness at YMCA  
 Exercise Science Specialist at North Dakota State Hospital  
 P.E. Teacher at Caledonia Community Schools  
 Physical Education Teacher at Chicago Public Schools

Physical Education Teacher at Okemos Public Schools  
 Physical Education Teacher at Watertown Public Schools  
 Teacher at Caledonia Community Schools  
 Teacher at Clarkston Community Schools  
 Teacher at Coldwater Community Schools  
 Teacher at Gull Lake Community Schools

## Full-time Employment

- Median salary for graduate degrees was \$42,500 to \$47,500 (based on 6 responses).
- 64% were employed in Michigan.
- 91% had a job related to their degree.
- 86% were satisfied with their job.

## Survey Population

This report includes data from students who majored in Physical Education and Special Physical Education.

	Graduates	Responses	
All degrees	24	16	(67%)
Bachelor's	9 (2016-17 and 2017-18)	5	(56%)
Master's	15 (2017-18)	11	(73%)



**Lindsey Tocco, Master of Arts in physical education pedagogy, 2017  
 K-4 Physical Education Teacher at Bloomfield Hills Schools**

"I am a K-4 physical education teacher and the K-5 Physical Education Content Area Leader for my district. It is my mission to educate minds and develop healthy bodies by empowering each student with the knowledge and skills necessary to make responsible choices that directly impact well-being for a lifetime.

The professors in the Human Performance and Health Education department played a huge role in my career preparation. They gave me the skills, knowledge and opportunities to help me succeed as an educator."



# Practice of Teaching

93% of degree recipients were actively engaged.

	count	percent
<b>Actively Engaged</b>	<b>14</b>	<b>93%</b>
Employed full time	11	73%
Employed part time	1	7%
Continuing education	2	13%
<b>Not Actively Engaged</b>	<b>1</b>	<b>7%</b>
Looking for work	1	7%

## Full-time Employment

- Median salary was \$40,000 to \$45,000 (based on 16 responses from 2016-17 and 2017-18).
- 82% were employed in Michigan.
- 82% had a job related to their degree.
- 100% were satisfied with their job.



**Noreen Heikes, MA in teaching, 2017**  
Agrisciences Teacher at Vicksburg Community Schools

"I teach veterinary science, animal technology, wildlife and natural resources and horticulture, and advise 2 FFA and one HOSA chapters. These courses are hands-on and students participate in real-life experiences such as providing veterinary care to petting zoo animals, planning and establishing a food forest, testing and monitoring local surface water, and running a cat foster program. I am a practicing veterinarian and have also always loved teaching. This career has allowed me to have both!"

"I loved my classes and enjoyed the freedom to pursue a capstone project that reflected my passions."

## Sample Job Titles and Employers

Academic Advisor at University of North Carolina  
Agrisciences Teacher at Vicksburg Schools  
ESL Instructor at LCWM  
Program Assistant at Emmons Elementary School  
Science Teacher at Paw Paw Public Schools  
Teacher at Berrien RESA

Teacher at Grand Rapids Public Schools  
Teacher at Lowell Area Schools  
Teacher at Olivet Community Schools  
Teacher at Sturgis Public Schools  
Teacher at West Godwin Elementary

## Survey Population

	Graduates	Responses
Master's	20	15 (75%)

**Dannielle Curtis, MA in teaching English to speakers of other languages, 2018**  
Academic Advisor at University of North Carolina at Charlotte

"I provide educational guidance and assistance to all electrical and computer engineering students. The most rewarding part of my job is being a part of my student's educational journey, building amazing relationships with them and learning from them."

Being a part of the TRiO FESP program as an undergrad at WMU helped me decide what career I wanted to pursue. During my undergraduate years, I faced many hardships and struggled to make it through semesters. TRiO FESP believed in me when I didn't believe in myself, and genuinely cared about who I was as a person. I would not have made it through undergrad without their guidance and support."



# Recreation

95% of undergraduates and 92% of graduate degree recipients were actively engaged.

	Undergraduate		Graduate	
	count	percent	count	percent
<b>Actively Engaged</b>	<b>35</b>	<b>95%</b>	<b>11</b>	<b>92%</b>
Employed full time	28	76%	10	84%
Continuing education	7	19%	1	8%
<b>Not Actively Engaged</b>	<b>2</b>	<b>5%</b>	<b>1</b>	<b>8%</b>
Looking for work	2	5%	1	8%

## Sample Job Titles and Employers

Account Manager at Life Time-Healthy Way of Life  
Assistant Director of Club Sports/eSports at WMU  
Assistant Softball Coach at WMU  
Assistant Women's Basketball Coach at Northwestern University  
Athletics Compliance Coordinator at Kalamazoo College  
Billing Assistant at Braintrust Behavioral Health  
Brand & Business Development Manager at Amplify Marketing  
Certified Personal Trainer at 24 Hour Fitness  
Customer Service Coordinator at Farmers Insurance  
Event Coordinator at Grand Rapids Public Schools  
Gameday Staff at Chicago Wolves  
Group Sales Associate at Kalamazoo Wings  
Head Soccer Coach at Legacy Center Sports Complex  
Intercollegiate Athletics at WMU  
Intern at Minnesota Hockey Camps  
Kids Club Ambassador at Chicago White Sox

## Full-time Employment

- Median salary for undergraduate degrees was \$30,000 to \$35,000 (based on 7 responses).
- Median salary for graduate degrees was \$35,000 to \$40,000 (based on 5 responses from 2016-17 and 2017-18).
- 68% were employed in Michigan.
- 63% had a job related to their degree.
- 80% were satisfied with their job.

Manager Trainee at Anytime Fitness  
Marketing, Event and Festival Coordinator at Kellogg Arena  
Material Coordinator at Landscape Forms  
Media Development Executive at PHMG  
Middle School Athletic Director at St. Monica Catholic School  
Operations Assistant at PGA of America  
Outdoor Instructor at Pali Institute  
Professional Basketball Player at NBA  
Recruiter at Aerotek  
Sales Associate at Chicago White Sox  
Sales Operations Product Manager at Data Strategy  
Social Media Manager at Sports Addix  
Special Events Coordinator at City of Kalamazoo  
Sports Performance Specialist at RedLine Athletics  
Teen Match Engagement Coordinator at Big Brothers Big Sisters

## Sample Continuing Education Choices

Doctorate in Education and Human Development at WMU  
JD at University of Notre Dame  
Masters in Athletic Operations at Lawrence Tech University

Masters in Educational Leadership at WMU  
Masters in Management at Elmira College  
Masters in Sports Management at WMU

## Survey Population

This report includes data from students who majored in Recreation, Recreation Management, and Sport Management.

	Graduates	Responses
All degrees	60	49 (82%)
Bachelor's	43	37 (86%)
Master's	17	12 (71%)

"My experience at WMU was everything that I had hoped for. I met people that will be lifelong friends and had instructors that pushed me to go above and beyond expectations. My time at WMU was a life-changing experience that I wouldn't trade for the world."

# Secondary Education

77% of degree recipients were actively engaged.

	count	percent
<b>Actively Engaged</b>	<b>23</b>	<b>77%</b>
Employed full time	20	67%
Employed part time	2	7%
Continuing education	1	3%
<b>Not Actively Engaged</b>	<b>7</b>	<b>23%</b>
Looking for work	7	23%

## Full-time Employment

- Median salary was \$35,000 to \$40,000 (based on 11 responses).
- 89% were employed in Michigan.
- 95% had a job related to their degree.
- 100% were satisfied with their job.

## Sample Job Titles and Employers

At-Risk Paraprofessional at Portage Public Schools  
CTE Business Teacher at St. Joseph Public Schools  
ELL Paraprofessional at Portage Public Schools  
HS Math Teacher at Zionsville Community High School  
Mathematics Teacher at Portage Public Schools  
Social Studies/History Teacher at Lawrence Public Schools  
Spanish Teacher at Romeoville High School  
Teacher at Allegan Public Schools

Teacher at Clarkston High School  
Teacher at Cros-Lex Community Schools  
Teacher at Eau Claire Public Schools  
Teacher at Kalamazoo Public Schools  
Teacher at Oxford Community Schools  
Teacher at Paw Paw High School  
Teacher at South Haven High School  
Teacher at Vicksburg Community Schools

## Survey Population

This report includes data from students who majored in English: Sec. Ed; Family and Consumer Sciences Teacher Ed; History: Sec. Ed; Mathematics: Sec. Ed; Physics: Sec. Ed; Social Studies: Sec. Ed; Spanish: Sec. Ed; Sec Ed: Business; Sec Ed. Science.

	Graduates	Responses
Bachelor's	39	30 (77%)

# Special Education

90% of undergraduates and 100% of graduate degree recipients were actively engaged.

	Undergraduate		Graduate	
	count	percent	count	percent
<b>Actively Engaged</b>	9	90%	23	100%
Employed full time	8	80%	20	87%
Continuing education	1	10%	3	13%
<b>Not Actively Engaged</b>	1	10%		
Looking for work	1	10%		

## Full-time Employment

- Median salary for undergraduate degrees was \$35,000 to \$40,000 (based on 18 responses from 2016-17 and 2017-18).
- Median salary for graduate degrees was \$45,000 to \$50,000 (based on 12 responses from 2017-18).
- 89% were employed in Michigan.
- 100% had a job related to their degree.
- 100% were satisfied with their job.

## Sample Job Titles and Employers

Director at Allegan Area Educational Service Agency  
 Interventionist at Caledonia Community Schools  
 Level 2 Special Education Teacher at Plainwell Community Schools  
 Special Education Resource Room Teacher at EDUStaff  
 Special Education Teacher at Berrien RESA  
 Special Education Teacher at Comstock Middle School  
 Special Education Teacher at Constantine High School  
 Special Education Teacher at Kalamazoo Public Schools  
 Special Education Teacher at Kalamazoo RESA  
 Special Education Teacher at Ottawa Intermediate School District  
 Special Education Teacher at Portage Public Schools  
 Teacher at Avondale Middle School  
 Teacher at Behavioral Education Center

Teacher at Comstock Community Schools  
 Teacher at Galesburg-Augusta Community Schools  
 Teacher at Kalamazoo Public Schools  
 Teacher at Kalkaska Public Schools  
 Teacher at Martin Public Schools  
 Teacher at Mattawan Consolidated Schools  
 Teacher at Otsego Public Schools  
 Teacher of the Blind and Visually Impaired at Goodhue County  
 Education District  
 Teacher of the Visually Impaired and Blind at Special School District  
 of St. Louis County  
 Teacher of Visually Impaired at ISD 196

## Sample Continuing Education Choices

Doctorate in Special Education at WMU  
 Masters in Special Education at WMU

## Survey Population

	Graduates	Responses	
All degrees	44	33	(75%)
Bachelor's	17	10	(59%)
Master's	27	23	(85%)

### Jamie Daily, BS, special education, 2017 Special Education Teacher at Battle Creek Public Schools

"I work with students with a variety of disabilities. We work on reading, writing, and mathematics. I love seeing students' growth over the course of the year and how excited they get when they meet their goal.

Doing an internship within your field is the best way to get real-life experience. There is only so much you can learn in a college classroom from a book. My internship really showed me that I was on the right path. Get into the classroom as soon as possible. Job shadow, talk to teachers, or volunteer in a classroom. Consider becoming a substitute teacher in a district near you. The sooner you get into the classroom, the better prepared you will be for the future."

"The program was great. I learned a great amount that I will apply to my career. My advisor went above and beyond to help create a program for me."



# Workforce Education and Development

100% of graduate degree recipients were actively engaged.

	count	percent
<b>Actively Engaged</b>	<b>20</b>	<b>100%</b>
Employed full time	18	90%
Continuing education	2	10%

## Full-time Employment

- Median salary was \$40,000 to \$45,000 (based on 11 responses).
- 90% were employed in Michigan.
- 95% had a job related to their degree.
- 92% were satisfied with their job.

## Sample Job Titles and Employers

Accounting Teacher at Grand Haven Area Public Schools  
Assistant Extension Educator at University of Nebraska-Lincoln

Business Teacher at Mona Shores Public Schools  
CACFP Specialist at Camp Fire West Michigan 4C  
Case Manager at Catholic Charities West Michigan  
Child Life Specialist at Children's Hospital of Michigan  
Child Life Specialist at Geisinger  
Clinical Risk Manager at Ascension Care Management  
Eligibility Specialists at State of Michigan  
FCS Teacher at Menominee Area Public Schools

Founder at Rock Candy Earrings and Things  
Healthy Families Supervisor at Catholic Charities West Michigan

Instructor at Kent ISD  
Instructor at Ottawa Intermediate School District  
Registered Dietician at Association for Child Development  
Senior Systems Engineer at Serv-U-Success  
Superintendent at Madison School District  
Teacher at Bedford Public Schools  
Teacher at Portage Public Schools

## Survey Population

This report includes data from students who majored in Career and Technical Education, Family and Consumer Sciences, Industrial Technical Education; and Workforce Education and Development.

	Graduates	Responses	
All degrees	34	24	(71%)
Bachelor's	5	4	(80%)
Master's	27	18	(67%)
Doctoral	2	2	(100%)

**Justin Arnold, Ph.D. in educational leadership, 2017**  
**Extension Educator at University of Nebraska-Lincoln**

"I provide community and economic development education to an 11-county region in Nebraska. The most rewarding part is helping communities identify opportunities and focus their efforts to achieve their development goals.

I was able to leverage the PhD program as a way to transition careers from consulting in business to working as a researcher and teacher in higher education. The field project and an independent study allowed me to do small projects in higher education, which made me feel more prepared to make the transition."



# Engineering and Applied Sciences



**College of Engineering  
and Applied Sciences**

WESTERN MICHIGAN UNIVERSITY

Aerospace Engineering.....	109
Chemical Engineering.....	110
Civil and Construction Engineering.....	112
Computer Engineering.....	113
Computer Science.....	114
Electrical Engineering.....	116
Engineering Design Technology.....	118
Engineering Management.....	119
Engineering Management Technology.....	120
Graphic and Printing Science.....	121
Industrial Engineering.....	122
Manufacturing Engineering.....	124
Mechanical Engineering.....	125
Paper Engineering.....	126



# Engineering and Applied Sciences

## Post-Graduation Activity

90% of all Engineering and Applied Sciences graduates were actively engaged.

	All degrees		Undergraduate degrees		Graduate degrees	
	count	percent	count	percent	count	percent
<b>Actively Engaged</b>	<b>419</b>	<b>90%</b>	<b>272</b>	<b>89%</b>	<b>147</b>	<b>92%</b>
Employed full time	376	80%	241	78%	135	84%
Continuing education	41	9%	29	10%	12	8%
Military service	2	0.5%	2	1%	0	0%
<b>Not Actively Engaged</b>	<b>49</b>	<b>10%</b>	<b>36</b>	<b>11%</b>	<b>13</b>	<b>9%</b>
Looking for work	44	9%	32	10%	12	7%
Personal commitments (family, travel, etc.)	5	1%	4	1%	1	1%

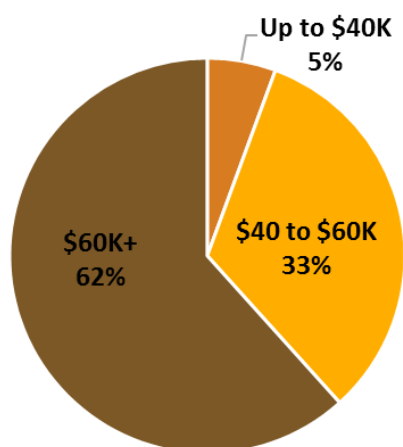
## Survey Population

The Post-Graduation Activity Survey was sent to all of the 552 students who earned a degree from the College of Engineering and Applied Sciences between August 2017 and June 2018.

	Graduates	Responses	
<b>All Engineering and Applied Sciences degrees</b>	<b>552</b>	<b>468</b>	<b>85%</b>
Bachelor's	374	307	82%
Master's	155	142	92%
Doctoral	21	17	81%
Post baccalaureate Certificate	2	2	100%

## Salary Ranges for Full-Time Employment

	25 <sup>th</sup> percentile	50 <sup>th</sup> percentile Median	75 <sup>th</sup> percentile	Number of Responses
<b>All CEAS</b>	<b>\$55,000-\$60,000</b>	<b>\$60,000-\$65,000</b>	<b>\$65,000-\$70,000</b>	<b>213</b>
Undergraduate	\$55,000-\$60,000	\$60,000-\$65,000	\$65,000-\$70,000	158
Graduate	\$50,000-\$55,000	\$55,000-\$60,000	\$70,000-\$75,000	55



"WMU really helped me prepare for a real-world experience. With challenges along the way, I was able to use my resources to maintain a stable GPA and overall standing within the University."



# Engineering and Applied Sciences – All Degrees

## Full-time Employment

- **Median salary** for all degree recipients in CEAS was **\$60,000 to \$65,000** (based on 213 responses).
- **97%** had a job **related** to their degree.
- **95%** were **satisfied** with their job.
- **66%** had a job in **Michigan**.

“WMU gave me a platform to learn, raise questions, clear my doubts and got me prepared to be a better person on individual and professional front.”

## Top Employers

AAM-American Axle	Dynatrace	Graphic Packaging	Rockwell Automation
Black and Veatch	Eaton	Honeywell	Stryker
Bradford White	Epic Systems	John Deere	Summit Polymers
Consumers Energy	FCA Fiat Chrysler	Mann+Hummel	Whirlpool
Denso	Automobiles	Parker Hannifin	WMU
Dimplex Thermal Solutions	General Motors	Pfizer	Zoetis

## Continuing Education

- **9%** of Engineering and Applied Sciences respondents are pursuing further education after graduating from WMU.
- After graduation, **66%** are pursuing masters degrees, **32%** doctoral, and **2%** certification programs.
- **82%** are continuing education at WMU, and the remaining **18%** will attend seven different institutions.

## Experiential Education

- **67%** had an internship, co-op, practicum, or field experience where they applied what they were learning in the classroom.
- **61%** had a job (full time or part time; on or off campus) where they applied what they were learning in the classroom.
- **89%** worked on a project that took a semester or more to complete (e.g., capstone, senior design).
- **52%** were very active in extracurricular activities and organizations (e.g., leadership role, or involved in multiple organizations such as RSO, intramurals, club sports, or volunteerism).

**97% of CEAS degree recipients completed at least one experiential education activity.**

## Top Internship Employers

AAM-American Axle	FEMA Corporation	MDOT	Summit Polymers
Armstrong International	Flowserve	Parker Hannifin	Whirlpool
BASF	General Motors	Perrigo	WMU
Consumers Energy	Graphic Packaging	Pfizer	Zoetis
Denso	Humphrey Products	Soil and Material Engineering	
Eaton	Mann+Hummel	Stryker	

## Experiences at WMU

- **96%** had at least one instructor who made them excited about learning.
- **79%** felt that their instructors cared about them as a person.
- **66%** had a mentor who encouraged them to pursue their goals and dreams.
- **87%** said that their education and experience as a student at WMU prepared them for their profession.

# Engineering and Applied Sciences – Undergraduate

## Full-time Employment

- **Median salary** for undergraduate degree recipients in CEAS was **\$60,000 to \$65,000** (based on 158 responses).
- **96%** had a job **related** to their degree.
- **96%** were **satisfied** with their job.
- **76%** had a job in **Michigan**.

## Top Employers

AAM-American Axle and Manufacturing  
Black and Veatch  
Bradford White  
Consumers Energy  
Denso  
Dimplex Thermal Solutions  
Dynatrace

Eaton  
Epic Systems  
FCA Fiat Chrysler Automobiles  
General Motors  
Graphic Packaging  
Honeywell  
Mann+Hummel

Pfizer  
Rockwell Automation  
Stryker  
Summit Polymers  
Whirlpool  
Zoetis

## Experiential Education

- **73%** had an internship, co-op, practicum, or field experience where they applied what they were learning in the classroom.
- **61%** had a job (full time or part time; on or off campus) where they applied what they were learning in the classroom.
- **99%** worked on a project that took a semester or more to complete (e.g., capstone, senior design).
- **57%** were very active in extracurricular activities and organizations (e.g., leadership role, or involved in multiple organizations such as RSO, intramurals, club sports, or volunteerism).

**100% of CEAS undergraduates completed at least one experiential education activity.**

## Experiences at WMU

- **96%** had at least one instructor who made them excited about learning.
- **77%** felt that their instructors cared about them as a person.
- **60%** had a mentor who encouraged them to pursue their goals and dreams.
- **85%** said that their education and experience as a student at WMU prepared them for their profession.



**Jennifer Komorowski, Bachelor of Science in industrial and entrepreneurial engineering, 2018  
Facilities Engineer at Zoetis**

"My job consists of project planning, cost analysis of machines, data analytics, project scheduling, and working closely with third party contractors at project sites. The most rewarding part of my job is utilizing the engineering concepts I learned in school and collaborating with team members.

Being involved in the Institute of Industrial and Systems Engineers RSO helped prepare me for my career. Early on I became involved with IISE as the treasurer and later as the president of the club. Holding a leadership role taught me how to motivate others, network effectively and work collaboratively in a team."

# Engineering and Applied Sciences – Graduate

## Students' Full-time Employment

- **Median salary** for graduate degree recipients in the CEAS was **\$55,000 to \$60,000** (based on 55 responses).
- **98%** had a job **related** to their degree.
- **93%** were **satisfied** with their job.
- **49%** had a job in **Michigan**.

## Top Employers

General Motors  
GEP Worldwide  
Integra Technologies

John Deere  
Mann+Hummel  
Sakthi Automotive Group

Stryker  
Whirlpool  
WMU

## Experiential Education

- **54%** had an internship, co-op, practicum, or field experience where they applied what they were learning in the classroom.
- **61%** had a job (full time or part time; on or off campus) where they applied what they were learning in the classroom.
- **68%** worked on a project that took a semester or more to complete (e.g., capstone, senior design).
- **42%** were very active in extracurricular activities and organizations (e.g., leadership role, or involved in multiple organizations such as RSO, intramurals, club sports, or volunteerism).

**92% of CEAS graduate degree recipients completed at least one experiential education activity.**

## Experiences at WMU

- **96%** had at least one instructor who made them excited about learning.
- **83%** felt that their instructors cared about them as a person.
- **78%** had a mentor who encouraged them to pursue their goals and dreams.
- **91%** said that their education and experience as a student at WMU prepared them for their profession.



**Abhishek Jani, Master of Science in industrial engineering, 2017**  
**Sr. Industrial Engineer at Firestone Industrial Products – Bridgestone Americas Inc.**

"I am responsible for analyzing production and process systems to identify capabilities, improvements and alternatives impacting the quality of the product and manufacturing cost associated with it. I also deal with budget and accounting side of the plant function. The rewarding part for me is when everything gets aligned as planned.

As an international student in the United States, the experience gained from on-campus job and internship is a very important and critical element for finding full-time jobs."

# Aerospace Engineering

88% of undergraduates and 83% of graduate degree recipients were actively engaged.

	Undergraduate (2017-18)		Graduate (2016-17 and 2017-18)	
	count	percent	count	percent
<b>Actively Engaged</b>	<b>23</b>	<b>88%</b>	<b>5</b>	<b>83%</b>
Employed full time	18	69%	4	67%
Continuing education	4	15%	1	16%
Military service	1	4%	0	0%
<b>Not Actively Engaged</b>	<b>3</b>	<b>12%</b>	<b>1</b>	<b>16%</b>
Looking for work	3	12%	1	16%

## Full-time Employment

- Median salary for undergraduate degrees was \$62,500 to \$67,500 (based on 8 responses).
- 55% were employed in Michigan.
- 86% had a job related to their degree.
- 92% were satisfied with their job.

## Sample Job Titles and Employers

Aerospace Engineer at Southwest Research Institute  
 Application Consultant at Dassault Systems  
 CAD Data Manager at Hatch Stamping  
 Computer Aided Design Drafter at Division 7 Roofing  
 Controls Engineer at Matrix Engineered Systems  
 Design Engineer I at Honeywell  
 Engineer at Williams International  
 Field Applications Engineer at NCAB Group  
 Manufacturing Engineer at American Tooling Center

Manufacturing Engineer at BAE Systems  
 Manufacturing Engineer at Lockheed Martin  
 Powerplant/ECS/Fuel Intern at Gulfstream Aerospace  
 Product Engineer at Mahindra  
 Rotation Engineer at Williams International  
 Software Test Engineer at Trialon Corporation  
 Technical Problem Solver at Epic Systems  
 Technical Sales Engineer at Depatie Fluid Power

## Sample Continuing Education Choices

Doctorate in Mechanical Engineering at WMU

Masters in Aerospace Engineering at WMU

## Survey Population

	Graduates	Responses	
All degrees	33	32	(97%)
Bachelor's	27 (2017-18)	26	(96%)
Master's	6 (2016-17 and 2017-18)	6	(100%)

### Ken Domingue, MS in aerospace engineering

#### Aerospace Engineer at SW Research Institute

"My work includes engineering lighter than air vehicle platforms and designing, building, and testing satellite components.

My undergraduate senior project was my first opportunity working with scientific balloons. I never would have guessed I would be working on stratospheric balloons now, but sometimes just taking an opportunity is something that can set you up with a job you will love down the road.

In engineering, you work as teams and learn from one another. Form a team early on in your college career and bounce ideas off of each other. I couldn't imagine trying to go through an engineering degree without a core group of team mates."



# Chemical Engineering

86% of undergraduates and 73% of graduate degree recipients were actively engaged.

	Undergraduate degrees (2017-18)		Graduate degrees (2016-17 and 2017-18)	
	count	percent	count	percent
<b>Actively Engaged</b>	<b>25</b>	<b>86%</b>	<b>8</b>	<b>73%</b>
Employed full time	22	76%	7	64%
Continuing education	3	10%	1	9%
<b>Not Actively Engaged</b>	<b>4</b>	<b>14%</b>	<b>3</b>	<b>27%</b>
Looking for work	4	14%	1	27%

## Full-time Employment

- Median salary for undergraduate degrees was \$65,000 to \$70,000 (based on 15 responses).
- 86% were employed in Michigan.
- 95% had a job related to their degree.
- 93% were satisfied with their job.

## Survey Population

	Graduates	Responses	
All degrees	49	40	(82%)
Bachelor's	38 (2017-18)	29	(76%)
Master's	11 (2016-17 and 2017-18)	11	(100%)



**Brady Hostetler, Bachelor of Science in chemical engineering, 2018  
Sales Engineer at Honeywell**

"I am responsible for the profitable sales of all HTS products (components and systems) within Michigan. I manage all aspects of engagement with existing and new customers, build relationships, and understand customer business in order to provide the appropriate products or solutions.

Communication has had the biggest impact on my success. You will not be able to convey your knowledge or experience to a future employer if you do not know how to properly communicate it.

Try different types of internships within your field – do not just stick to a certain role. The point of an internship is not only to gain experience to show employers, but to see what your strengths and passions are within your field. Diversifying your internship experiences will help you pin point where you want to take your career."

# Chemical Engineering

## Sample Job Titles and Employers

Certifying Scientist at Forensic Fluids Laboratories  
Chemical Engineer at Michigan Department of Environmental Quality  
Laboratory Technician at RQT Department  
Level 1 Validation Engineer at Performance Validation  
Maintenance Engineer at HKA Enterprises  
Manufacturing Toll and Process Project Specialist at Kalsec  
Metallurgical Engineer at AAM-American Axle and Manufacturing  
Process Engineer at Andritz  
Process Engineer at Domtar Paper Company  
Process Engineer at Dow Chemical  
Process Engineer at Graphic Packaging  
Process Engineer at Mitsubishi Chemical Performance Polymers  
Process Engineer at Pfizer  
Production Engineer at Witness Inspection  
Quality Engineer at Musashi Auto Parts  
Quality Engineer at Tenneco  
Quality Process Engineer at Genesis Products  
Sales Engineer at Honeywell  
Sediment Laboratory Technician at Haas Group International  
Teacher at North American General Mission in Bolivia  
Validation Staff Engineer at Performance Validation

---

"My experiences at WMU both inside and outside of the classroom have laid a strong foundation for future education, employment, life, and the realities of life and the world around me, and for pursuing learning, growth, and contribution toward a better future for not just myself but for the world, and to be a productive member of society."

---

## Sample Continuing Education Choices

Doctorate in Chemical Engineering at University of Pittsburgh  
Doctorate in Chemical Engineering at University of Utah  
Masters in Chemical Engineering at WMU



**Jessica Graves, Bachelor of Science in chemical engineering, 2018  
Process Engineer (Rotational Development Program) at Pfizer**

"I'm in a 2-year rotational development program with Pfizer working as a process engineer in vastly different areas. The most rewarding part of my job is knowing that every single person plays a part in creating, making, packaging, inspecting, and delivering life-saving products to patients around the world.

The amount of resources available at WMU to help you prepare for your career are abounding. So many faculty and staff are available to answer questions and provide guidance. Take advantage of all that is offered! Take the initiative to reach out for support and advice, even if you feel you might not need it; you never know what you might learn. Get involved with something you're passionate about. Maintain the mindset of being able to learn from everything no matter what you're doing. Take a holistic approach to your career development. At Western, I learned so many valuable life skills, such as how to approach a problem, how to learn from others, how to connect and form meaningful relationships, how

to just enjoy each and every day. With these skills, I am able to adapt rapidly to any role or position in my career."



# Civil and Construction Engineering

88% of undergraduates and 84% of graduate degree recipients were actively engaged.

	Undergraduate		Graduate	
	count	percent	count	percent
<b>Actively Engaged</b>	<b>21</b>	<b>88%</b>	<b>20</b>	<b>84%</b>
Employed full time	17	71%	15	63%
Continuing education	4	17%	5	21%
<b>Not Actively Engaged</b>	<b>3</b>	<b>12%</b>	<b>4</b>	<b>16%</b>
Looking for work	3	12%	4	16%

## Full-time Employment

- Median salary for undergraduate degrees was \$47,500 to \$52,500 (based on 12 responses).
- Median salary for graduate degrees was \$50,000 to \$55,000 (based on 7 responses).
- 58% were employed in Michigan.
- 97% had a job related to their degree.
- 100% were satisfied with their job.

## Sample Job Titles and Employers

Architectural Consultant at Presidency of Ministers in Iraq  
 Assistant Engineer at Turner Construction Company  
 Assistant Professor at University in Jordan  
 Assistant Project Engineer at ROWE  
 Assistant Project Manager at Homrich  
 Civil Engineer at Eng., Inc.  
 Civil Engineer at Hurley and Stewart  
 Civil Engineer at Prein and Newhof  
 Civil Engineer at Roncelli  
 Civil Engineer at Whightman  
 Civil/Environmental Engineer I at Black and Veatch  
 Construction Engineer at CRB Builders  
 Field Engineer at Hubbell, Roth and Clark  
 Graduate Engineer I at Hubbell, Roth and Clark

Housing Rehabilitation at City of Battle Creek  
 PE Operations at Christman Constructors  
 Project Engineer at Aztech Technologies  
 Project Engineer at Lenox Hill Construction  
 Project Engineer at Miller-Davis  
 Project Engineer at Triversity Construction  
 Project Engineer at Zovich Construction  
 Revit Drafter at AMAG Architecture  
 Senior Civil Engineer at City of Kalamazoo  
 Staff Engineer at Hayre McElroy and Associates  
 Staff Engineer at SME  
 Traffic Operation Engineer at AECOM  
 Transportation Engineer at MDOT  
 Transportation Engineer at WA State Dept. of Transportation

## Sample Continuing Education Choices

Doctorate in Civil Engineering at Wayne State University  
 Doctorate in Civil Engineering at WMU

Masters in Civil Engineering at WMU  
 Masters in Structural Engineering at Purdue University

## Survey Population

This report includes data from students who majored in Civil Engineering and Construction Engineering.

	Graduates		Responses	
All degrees	56	48	(86%)	
Bachelor's	29	24	(83%)	
Master's	24	22	(92%)	
Doctoral	3	2	(67%)	

"I had great professors and peers that pushed me and made me what I am today. I had opportunities that wouldn't have been available in a different undergrad program. WMU was great to me."



# Computer Engineering

73% of undergraduates and 100% of graduate degree recipients were actively engaged.

	Undergraduate degrees		Graduate degrees	
	count	percent	count	percent
<b>Actively Engaged</b>	<b>8</b>	<b>73%</b>	<b>11</b>	<b>100%</b>
Employed full time	7	64%	9	82%
Continuing education	1	9%	2	18%
<b>Not Actively Engaged</b>	<b>3</b>	<b>27%</b>		
Looking for work	2	18%		
Personal commitments	1	9%		

## Full-time Employment

- Median salary for undergraduate degrees was \$60,000 to \$65,000 (based on 5 responses from 2017-18).
- Median salary for graduate degrees was \$37,500 to \$42,500 (based on 8 responses from 2016-17 and 2017-18).
- 50% were employed in Michigan.
- 100% had a job related to their degree.
- 100% were satisfied with their job.

## Sample Job Titles and Employers

Assistant Professor at Babylon University in Iraq  
Assistant Professor at University of Baghdad in Iraq  
Controls Commissioning Engineer at TGW Logistics  
Controls Engineer at AAM-American Axle  
Electrical Engineer 1 at Raytheon  
Embedded Software and Controls Engineer at Eaton  
Guardian Consultant at Dynatrace

Postdoctoral Researcher at Ohio State University  
Postdoc Research Fellow at University of Notre Dame  
Senior Design Engineer at Stryker  
Software Engineer at FZB Technology  
Software Engineer at Hobu  
Staff Software Engineer at Stryker  
Technology Engineer at Goodyear Tire and Rubber

## Sample Continuing Education Choices

Doctorate in Computer Engineering at WMU  
Doctorate in Computer Science at WMU  
Masters in Applied Mathematics at WMU

## Survey Population

This report includes data from students who majored in Computer Engineering; and Electrical and Computer Engineering.

	Graduates		Responses
All degrees	24	22	(92%)
Bachelor's	12	11	(92%)
Master's	4	4	(100%)
Doctoral	8	7	(88%)

# Computer Science

89% of undergraduates and 96% of graduate degree recipients were actively engaged.

	Undergraduate degrees		Graduate degrees	
	count	percent	count	percent
<b>Actively Engaged</b>	<b>33</b>	<b>89%</b>	<b>21</b>	<b>96%</b>
Employed full time	31	84%	20	92%
Continuing education	2	5%	1	4%
<b>Not Actively Engaged</b>	<b>4</b>	<b>11%</b>	<b>1</b>	<b>4%</b>
Looking for work	3	8%	0	0%
Personal commitments	1	3%	1	4%

## Full-time Employment

- Median salary for undergraduate degrees was \$60,000 to \$65,000 (based on 17 responses).
- Median salary for graduate degrees was \$65,000 to \$70,000 (based on 9 responses).
- 63% were employed in Michigan.
- 93% had a job related to their degree.
- 92% were satisfied with their job.

## Survey Population

	Graduates	Responses	
All degrees	71	60	(85%)
Bachelor's	43	37	(86%)
Master's	19	16	(84%)
Doctoral	8	6	(75%)



**Sandino Vargas Pérez, Ph.D. in CS, 2017**  
**Assistant Professor of CS at Kalamazoo College**

“The most rewarding part about my job is being able to effectively explain computer science concepts in a way that students can understand, enjoy, and learn. The most challenging part is coming up with methods to promote inclusion and diversity in my field, so underrepresented minorities can find an environment that facilitates and enriches the learning experience.

I participated in an activity promoted by the Graduate College and the Graduate Student Association called Three Minutes Thesis, in which you have to explain all your research in 3 minutes in a way that everybody in the room (generally from different areas of study) can understand. By doing this I learned how to explain things that are complicated. Also my advisor always encouraged me to give presentations of my topics to diverse audiences with no computer science knowledge, which also contributed to my desire to teach. “

# Computer Science

## Sample Job Titles and Employers

.Net/SQL Developer at Arbor Financial Credit Union  
Assistant Professor at Ferrum College  
Associate Engineer at Kellogg's  
Associate Software Developer at Auto-Owners  
Associate Systems Technical Support Engineer at SAS Institute  
Chemical Operator Assistant at Pfizer  
Cloud Software Engineer at IBM  
Computer Programmer at AMD  
Computer Support Technician at WMU  
Data Analyst at Consumers Energy  
Developer at Quikly  
Developer at Strategic Staffing Solutions  
Development Engineer at Veridic Solution  
Embedded Software Engineer at Crown Equipment  
Firmware Engineer at In2being  
Front-end Angular JS Developer at Accenture  
Interactive Content Creator at WMU  
Junior IT Technician at Magnetic Inspection Laboratory  
Laboratory Engineer at Whirlpool  
Machine Learning Engineer at Quicken Loans  
Professional Development Program at Dynatrace

Program Analyst at Defense Logistics Agency  
Sales Manager at Alnafitha International for IT in Saudi Arabia  
SIEM Developer at Anitian  
Software Developer at Advansoft International  
Software Developer at Epic Systems  
Software Developer at Level Data  
Software Developer at Tyler Technologies  
Software Developer at Zoetis  
Software Engineer at Admission Transit System  
Software Engineer at Bronson  
Software Engineer at Cerner  
Software Engineer at Cisco System  
Software Engineer at General Motors  
Software Engineer at NMI  
Software Engineer at Optimal Solutions  
Software Engineer I at BluJay Solutions  
Software Engineer I at Verafore  
Software Tools Developer at Mackevision  
Technical Support Specialist II at Mary Free Bed Rehabilitation  
Tenure-Track Assistant Professor at Kalamazoo College  
Web Designer and Developer at Aubry Lane

## Sample Continuing Education Choices

Masters in Data Science at Grand Valley State University



**Brandon Seager, Bachelor of Science in computer science, 2018**  
**Software Engineer at Jumpcrew**

"I write microservices for a military housing company. I help architect the backend and manage deployments using AWS, Docker and Kubernetes. My experience came from internships while at WMU helping to build spring applications for the healthcare industry.

I had my first internship as an engineering design tech and I hated it. That shaped me to pivot to computer science and since then I have not looked back.

Learn frameworks not languages. Separate yourself from the pack early on so you stand out in the future."

# Electrical Engineering

**81% of undergraduates and 90% of graduate degree recipients were actively engaged.**

	Undergraduate degrees		Graduate degrees	
	count	percent	count	percent
<b>Actively Engaged</b>	<b>29</b>	<b>81%</b>	<b>18</b>	<b>90%</b>
Employed full time	26	72%	17	85%
Continuing education	3	8%	1	5%
<b>Not Actively Engaged</b>	<b>7</b>	<b>19%</b>	<b>2</b>	<b>10%</b>
Looking for work	7	19%	2	10%

## Full-time Employment

- Median salary for undergraduate degrees was \$65,000 to \$70,000 (based on 19 responses).
- Median salary for graduate degrees was \$62,500 to \$67,500 (based on 12 responses from 2016-17 and 2017-18).
- 62% were employed in Michigan.
- 100% had a job related to their degree.
- 100% were satisfied with their job.

## Survey Population

	Graduates	Responses	
All degrees	67	56	(84%)
Bachelor's	45	36	(80%)
Master's	22	20	(91%)



**Snehal Aglawe, Master of Science in electrical engineering, 2018  
Controls Engineer at Rivian**

"I work in the electric vehicles manufacturing plant with the paint automation team and batteries.

Working as a Student Assistant with a professor made me become more organized in keeping the data up to date. It also improved my overall work ethics and made me prioritize when multi-tasking.

Trust yourself irrespective of what gender you are. While earning the degree stay focused in choosing the coursework without giving a thought of its difficulty level. Towards the end, let the resume talk appropriately and take help from the resume critiques at the university. Increase your network as much as possible and stay updated."

# Electrical Engineering

## Sample Job Titles and Employers

Account Manager at Rockwell Automation  
AutoCAD Operator at TechOne Staffing  
Broadcast Engineer at Ion Media  
Communications and Signals Management at  
Norfolk Southern Railway  
Controls Engineer at All Tech Engineering  
Controls Engineer at HAH Engineering  
Controls Engineer at Hearth Side Food Solutions  
Controls Engineer at RIVIAN Automotive  
Controls Engineer at RWS Design and Controls  
Controls Process Engineer at Graphic Packaging  
Craft Engineer at Craft Automation  
Design Engineer-Software at Stryker  
Electrical Control Engineer at Stryker  
Electrical Design Engineer at Norgas Controls  
Electrical Engineer at Black and Veatch  
Electrical Engineer at Consumers Energy  
Electrical Engineer at Orion Engineering  
Electrical Engineer at Shaheen Alseef for IT  
Electrical Engineer at Wolverine Power

Electrical Sustaining Engineer II at Parker Hannifin  
Engineer at General Motors  
Engineer at Polyn8  
Engineer at Telsa M3  
Engineer at U.S. Navy  
Engineering Specialist at DENSO  
Hardware Design Engineer at Hitachi Automotive  
International Sales Engineer at Innovit Electric  
Nuclear Design Engineer at Cook Nuclear Plant  
Power Systems Engineer at Excel Engineering  
Product Development Engineer at Cooper Standard  
Project Engineer at Motor City Electric  
RandD Sustaining Engineer at Edwards Life Sciences  
Research Engineer at Tengam Engineering  
Software Engineer at Hyundai Mobis North America  
System Analyst at Streamline Healthcare Solution  
System Engineer at ESG  
Validation Engineer at Cresttek  
Wireless Validation Engineer at Integra Technologies


## Sample Continuing Education Choices

Doctorate in Electrical Engineering at WMU  
Masters in Electrical Engineering at WMU

### **Albert Wright, Bachelor of Science in in electrical engineering, 2018 Engineer at Naval Surface Warfare Center**

"I am an engineer for the Cartridge Actuated Devices and Propellant Actuated Devices (CAD/PAD) for the Naval Surface Warfare Center. My job is to address any concerns and implement any ideas/techniques/improvements to the CAD/PAD Division.

Believe in yourself! You are good enough! Everyone has started where you are, so don't stop pursuing your dream! Network with people and pursue opportunities on your own as well. Even if a company turns you down, if you are determined to work at the company, keep pursuing them. Also, don't settle, go after multiply opportunities, do not lock in on one company or type of job, YOU ARE A BRONCO! Hard work, honesty, and persistence do pay off!"



# Engineering Design Technology

95% of degree recipients were actively engaged.

	count	percent
<b>Actively Engaged</b>	<b>20</b>	<b>95%</b>
Employed full time	19	90%
Military service	1	5%
<b>Not Actively Engaged</b>	<b>1</b>	<b>5%</b>
Looking for work	1	5%

## Full-time Employment

- Median salary was \$60,000 to \$65,000 (based on 16 responses).
- 85% were employed in Michigan.
- 90% had a job related to their degree.
- 100% were satisfied with their job.

## Sample Job Titles and Employers

Casting Engineer at Kimura Foundry America  
Design Engineer at Azon Manufacturing  
Design Engineer at Fogg Filler  
Design Engineer at General Motors  
Design Engineer at Yazaki North America  
Design Track-Interior at General Motors  
Group Leader-Design Engineering at Shiroki North America  
Manufacturing Engineer at Bradford White  
Manufacturing Engineer at Kamps Pallets  
Manufacturing Engineer at Landscape Forms  
Moldflow Engineer at INCOE  
Moldflow Process Engineer at Lacks Trim Systems  
Project Engineer at VRSI  
Senior Designer 2 at NDX  
Supply Chain Total Cost Out/VAVE Program Manager at Eaton  
Technical Services Problem Solver at Epic Systems

## Survey Population

	Graduates	Responses
Bachelor's	27	21 (78%)

# Engineering Management

100% of degree recipients were actively engaged.

	count	percent
<b>Actively Engaged</b>	14	<b>100%</b>
Employed full time	14	100%

## Full-time Employment

- Median salary was \$60,000 to \$65,000 (based on 7 responses).
- 71% were employed in Michigan.
- 100% had a job related to their degree.
- 100% were satisfied with their job.

## Sample Job Titles and Employers

Aircraft Structures Engineer at Southwest Airlines  
Business Analyst at Genius Minds  
Manufacturing Engineer at Haworth  
Metallurgical Engineer at AAM-American Axle and Manufacturing  
Pre-Media Client Coordinator at EPI Printers  
Production Manager at Trans-Matic Manufacturing  
Project Manager at WizLeaf  
Quality Analyst at Ministry of Public Administration of Dominican Republic  
Quality Engineer at LiqTech NA  
Regional Op Analyst at Spectrum  
Safety Engineer at Morgan Olson  
Senior Design Engineer at Spartan Motors

## Survey Population

	Graduates	Responses
Master's	16	14 (88%)



# Engineering Management Technology

82% of degree recipients were actively engaged.

	count	percent
<b>Actively Engaged</b>	9	<b>82%</b>
Employed full time	9	82%
<b>Not Actively Engaged</b>	2	<b>18%</b>
Looking for work	2	18%

## Full-time Employment

- Median salary was \$55,000 to \$60,000 (based on 14 responses from 2016-17 and 2017-18).
- 78% were employed in Michigan.
- 100% had a job related to their degree.
- 100% were satisfied with their job.

## Sample Job Titles and Employers

Associate Program Engineer at Michael C. Fina  
Concept and Cost Development Engineer at JR Automation  
Designer-IV Virtual Build Integration at General Motors  
Industrial Engineer at Ground Effects

Manufacturing Engineer at Dimplex Thermal Solutions  
Production Control Engineer at Denso  
Production Supervisor at ABInBev in the Dominican Republic  
Project Manager at Midwest Steel Fabricators

## Survey Population

	Graduates	Responses
Bachelor's	14	11 (79%)



**Kendry Bautista Mosquea, Bachelor of Science in engineering management technology, 2018**

**Production Supervisor at Anheuser Bush InBev (ABInBev), Dominican Republic**

"I am responsible for coaching staff members to ensure the quality and efficiency of processes used to pack the end product in our production facility. The most rewarding part of my job is praising my team members when they meet or exceed performance expectations.

Take advantage of the resources available at Western. Do an internship as soon as possible: it is a great way to put into practice what you are learning, and helps you realize if that's the right field for you. Look for a mentor: talk to a professor and work on a research assistantship if possible. Be involved in on-campus activities and join RSO: this is a great way to create connections that might help in the future. Finally, remember that ONCE A BRONCO, ALWAYS A BRONCO!"

# Graphic and Printing Science

100% of degree recipients were actively engaged.

	count	percent
<b>Actively Engaged</b>	<b>6</b>	<b>100%</b>
Employed full time	5	83%
Continuing education	1	17%

## Full-time Employment

- Median salary was \$45,000 to \$50,000 (based on 6 responses from 2016-17 and 2017-18).
- 75% were employed in Michigan.
- 100% had a job related to their degree.
- 50% were satisfied with their job.

## Sample Job Titles and Employers

Electronic Prepress Technician at Grandville Printing Company  
Packaging Manager at Schawk  
Product Specialist at Sun Chemical  
Technician at KalBlue

## Sample Continuing Education Choices

Masters in Paper and Printing Science at WMU

## Survey Population

	Graduates	Responses
Bachelor's	7	6 (94%)


# Industrial Engineering

88% of undergraduates and 91% of graduate degree recipients were actively engaged.

	Undergraduate		Graduate	
	count	percent	count	percent
<b>Actively Engaged</b>	<b>22</b>	<b>88%</b>	<b>31</b>	<b>91%</b>
Employed full time	17	68%	31	91%
Continuing education	5	20%	0	0%
<b>Not Actively Engaged</b>	<b>3</b>	<b>12%</b>	<b>3</b>	<b>9%</b>
Looking for work	2	8%	3	9%
Personal commitments	1	4%		

## Full-time Employment

- Median salary for undergraduate degrees was \$60,000 to \$65,000 (based on 12 responses).
- Median salary for graduate degrees was \$55,000 to \$60,000 (based on 10 responses).
- 54% were employed in Michigan.
- 100% had a job related to their degree.
- 96% were satisfied with their job.



**Lakshit Shrivastava, Master of Science in industrial engineering, 2017**  
**Productivity Improvement Engineer at United States Steel Corporation**

"My job involves statistical data analysis and decision making, which improves our overall productivity. I am also involved in labor forecasting and scheduling to decrease overtime. I also track different production processes where automation can be involved and install new equipment.

My campus job and internships really helped me understand work ethic and different work environments. It also helped me increase my overall thinking capabilities and decision making."

## Survey Population

	Graduates	Responses	
All degrees	63	59	(94%)
Bachelor's	27	25	(93%)
Master's	36	34	(94%)

"Industrial Engineering Department is what made me what I am today at work."



**Vaibhav Kakumani, Master of Science in industrial engineering, 2018**  
**Process Manufacturing Engineer at Living Greens Farm**

"I am responsible for analyzing production and process systems and documenting farm processes. I support finance department for calculating the yearly budget process, labor hours for different processes and production forecasts.

"My internship helped me to understand the work environment and gave me a total industrial exposure.

Find internships before you graduate and be focused on the specific field. Gaining practical knowledge will help for the full-time job."

# Industrial Engineering

## Sample Job Titles and Employers

Application Engineer at Dimplex Thermal Solutions  
Associate Process Improvement Engineer at Spectrum Health  
Business Analyst at BSASPEC  
Continuous Improvement Coordinator at Mann+Hummel  
Continuous Improvement Engineer at NN Inc.  
Engineer at Mapal Inc.  
Facilities Engineer at Zoetis  
Global Material Planner at Whirlpool  
Industrial and Operations Engineer at US Postal Services  
Industrial Engineer at Bradford White  
Industrial Engineer at Dakota Provisions  
Industrial Engineer at Denso  
Industrial Engineer at Generac Power Systems  
Industrial Engineer at SIGVARIS  
Industrial Engineer I at Bradford White  
Logistics Trainee at Anheuser-Busch (ABInBev)  
Manufacturing Engineer at Axiscades  
Manufacturing Engineer at Bowers Manufacturing  
Manufacturing Quality Engineer at Sakthi Automotive Group  
Manufacturing Site Resource at ACRO Service Corporation  
Mechanical Engineer at Eagle Technologies Group  
Outside Sales Engineer at Zoller

Packaging Engineer at Unilever  
Process Engineer at Apex Life Science  
Process Engineer at Ford Motor Company  
Process Engineer at JBS  
Process Engineer at Living Greens Farm  
Process Engineer at Mann+Hummel  
Production Support Engineer at Gentex  
Productivity Improvement Engineer at U.S. Steel  
Project Engineer at Chicago Ornamental Iron  
Project Manager at Technique Inc.  
Purchasing Specialist at GEP Worldwide  
Quality Analyst at Joyson Safety Systems  
Quality Engineer at Astar  
Quality Engineer at Global Technical Talent  
Quality Engineer at Huf North America Die Cast  
Quality Engineer at John Deere  
Quality Engineer at Magna Exteriors Belvidere in Canada  
Quality Engineer at ODL  
Senior Industrial Engineer at Firestone Industrial Products  
Supplier Quality Engineer at Busch Manufacturing  
Supplier Quality Engineer at John Deere  
Technical Specialist I at Consumers Energy

## Sample Continuing Education Choices

Masters in Engineering Management at California State University  
Masters in Industrial Engineering at WMU  
Masters in Medical Engineering at WMU Homer Stryker School of Medicine

### **Sagar Sable, MS in industrial engineering, 2017 Supplier Quality Engineer at John Deere**



"I work with suppliers to address quality issues related to current, new, revised or resourced purchased parts.

All the courses at WMU were really helpful to increase

my skill set. It was really good journey for me.

### **Yuva Naveen Balaguru, MS in industrial engineering, 2017 Continuous Improvement Engineer at NN Inc.**



"I work on identifying cost saving opportunities and process improvements, improve the product delivery, and lead events.

Campus job/internship helped me mingle with people from different countries and gain lots of diversified exposure, which will help me in my career growth.

Try to find an internship before you graduate, learn and gain practical knowledge while you study."

# Manufacturing Engineering

**100% of undergraduates and 100% of graduate degree recipients were actively engaged.**

	Undergraduate degrees (2017-18)		Graduate degrees (2016-17 and 2017-18)	
	count	percent	count	percent
<b>Actively Engaged</b>	12	<b>100%</b>	9	<b>100%</b>
Employed full time	12	100%	9	100%

## Full-time Employment

- Median salary for undergraduate degrees was \$60,000 to \$65,000 (based on 9 responses).
- Median salary for graduate degrees was \$57,500 to \$62,500 (based on 6 responses from 2016-17 and 2017-18).
- 86% were employed in Michigan.
- 100% had a job related to their degree.
- 91% were satisfied with their job.

## Sample Job Titles and Employers

CAD Designer at Anderson Global  
 Controls Engineer at Summit Polymers  
 Lean Manufacturing Engineer at Summit Polymers  
 Manufacturing Engineer at Clean Logix  
 Manufacturing Engineer at Grand Rapids Form Technologies  
 Manufacturing Engineer at Magna  
 Manufacturing Engineer II at KS Kolbenschmidt  
 Project Engineer at Commercial Tool and Die  
 Project Engineer at Mann+Hummel  
 Project Engineer at Whirlpool  
 Quality Engineer at Metal Technologies  
 Stamping Engineer at Denso

"It was a very friendly and  
inspiring school."

## Survey Population

This report includes data from students who majored in Manufacturing Engineering and Manufacturing Engineering Technology.

	Graduates	Responses	
All degrees	26	21	(81%)
Bachelor's	16 (2017-18)	12	(75%)
Master's	10 (2016-17 and 2017-18)	9	(90%)

# Mechanical Engineering

89% of undergraduates and 94% of graduate degree recipients were actively engaged.

	Undergraduate		Graduate	
	count	percent	count	percent
<b>Actively Engaged</b>	<b>59</b>	<b>89%</b>	<b>17</b>	<b>94%</b>
Employed full time	52	79%	17	94%
Continuing education	7	11%		
<b>Not Actively Engaged</b>	<b>7</b>	<b>11%</b>	<b>1</b>	<b>6%</b>
Looking for work	6	9%	1	6%
Personal commitments	1	2%		

## Full-time Employment

- Median salary for undergraduate degrees was \$60,000 to \$65,000 (based on 35 responses).
- Median salary for graduate degrees was \$57,500 to \$62,500 (based on 10 responses).
- 74% were employed in Michigan.
- 99% had a job related to their degree.
- 96% were satisfied with their job.

## Sample Job Titles and Employers

Acoustic Engineer at Mann+Hummel  
 ADAS Test Engineer at Robert Bosch  
 Advanced Simulation Engineer at Nemak  
 Application Engineer at Armstrong International  
 Application Engineer at NGK Spark Plugs  
 Associate Account Manager at Rockwell Automation  
 Associate Automation Engineer at Pfizer  
 Associate Engineer at DTE Energy  
 Biomedical Engineer at Ad-Tech Medical Instruments  
 Casting Engineer at Kimura Foundry America  
 CIE Engineer at FCA  
 CNC Software Application at Spring Technologies  
 Deployment Engineer at Amazon Robotics  
 Design Engineer at Denso  
 Design Engineer at Humphrey Products  
 Design Engineer at IMI Precision Engineering  
 Design Engineer at Mann+Hummel  
 Design Engineer at Stryker  
 Durability Test Engineer at Volvo Trucks

Engineer at Royal Air  
 Engineer at Toyota Boshoku America  
 Engineer I at Bradford White  
 Engineering Analyst at Whirlpool  
 Machine Design Engineer at Denso  
 Manufacturing Engineer at Abbott Labs  
 Manufacturing Engineer at Armstrong International  
 Manufacturing Engineer at Hi-Lex America  
 Manufacturing Engineer at SPI  
 Manufacturing Technical Leader at Summit Polymers  
 Mechanical Design Engineer at Roskam Baking Company  
 Mechanical Designer at TowerPinkster  
 Mechanical Engineer at AAM  
 Mechanical Engineer at CRB Consulting  
 Mechanical Engineer at ThermalTech  
 Operations Leadership Program at Owens Corning  
 Platform Integrity Engineering Manager at Whirlpool  
 Powertrain Dynamometer Wing Engineer at FCA  
 Principal Engineer at Whirlpool

Process Engineer at DMMI  
 Process Engineer at Vibracoustic  
 Product Design and Development at Mann+Hummel  
 Product Development Engineer at FCA  
 Product Engineer at Eaton  
 Product Engineer at KCM Technical  
 Production Engineer at Sinclair Systems  
 Project Assistant at Mayflower International Hotel Group  
 Project Engineer at CITGO Petroleum  
 Project Engineer at Dermaga Oil and Gas  
 Project Engineer at Whirlpool  
 Quality Engineer at Automann  
 Quality Engineer at GE Aviation  
 Quality Engineer at Sakthi Automotive  
 Quality Engineer at Zimmerbiomet  
 RandD Engineer at Flowserve  
 Safety Engineer at Wagner-Meinert  
 Sales Engineer at Geislinger  
 Sales Engineer at Keyence  
 Test Engineer at Denso  
 Test Engineer at Eaton  
 Validation Engineer at VASTek

## Sample Continuing Education Choices

Masters in Electrical Engineering at WMU  
 Masters in Mechanical Engineering at WMU

## Survey Population

	Graduates		Responses	
	count	percent	count	percent
<b>All degrees</b>	<b>104</b>		<b>84</b>	<b>(81%)</b>
Bachelor's	84		66	(79%)
Master's	19		17	(89%)
Doctoral	1		1	(100%)

"My experience at WMU prepared me to think like an engineer. The program gave me a solid base of knowledge that I can use to be successful as a new employee. At WMU I had the chance to lead a student organization, work on class projects that helped to improve the Kalamazoo community, and learn from some very qualified educators."

# Paper Engineering

**100% of undergraduates and 100% of graduate degree recipients were actively engaged.**

	Undergraduate degrees		Graduate degrees	
	count	percent	count	percent
<b>Actively Engaged</b>	<b>9</b>	<b>100%</b>	<b>5</b>	<b>100%</b>
Employed full time	9	100%	4	80%
Continuing education	0	0%	1	20%

## Full-time Employment

- Median salary for undergraduate degrees was \$70,000 to \$75,000 (based on 8 responses).
- 50% were employed in Michigan.
- 100% had a job related to their degree.
- 100% were satisfied with their job.

## Sample Job Titles and Employers

Process Engineer at Andritz  
Process Engineer at Domtar Paper Company  
Process Engineer at New Indy Containerboard  
Process Engineer at Verso  
Production Engineer at Pratt Industries  
Project Engineer at North American Color  
Project Engineer at USGS  
Shift Supervisor at French Paper Company  
Technical Sales Representative at Kemira

## Sample Continuing Education Choices

Doctorate in Paper and Printing Science at WMU

## Survey Population

	Graduates	Responses	
All degrees	15	13	(87%)
Bachelor's	11	9	(82%)
Master's	4	4	(100%)
Doctoral	1	1	(100%)



# Fine Arts



## College of Fine Arts

WESTERN MICHIGAN UNIVERSITY

Art.....	132
Dance .....	133
Graphic Design .....	134
Music .....	135
Music Education .....	136
Music Therapy .....	137
Theatre .....	138

# Fine Arts

## Post-Graduation Activity

86% of all Fine Arts graduates were actively engaged.

	All degrees		Undergraduate degrees		Graduate degrees	
	count	percent	count	percent	count	percent
<b>Actively Engaged</b>	<b>179</b>	<b>86%</b>	<b>144</b>	<b>84%</b>	<b>35</b>	<b>95%</b>
Employed full time	122	58%	96	56%	26	70%
Employed part time	20	10%	16	9%	4	11%
Continuing education	37	18%	32	19%	5	14%
<b>Not Actively Engaged</b>	<b>30</b>	<b>14%</b>	<b>28</b>	<b>16%</b>	<b>2</b>	<b>5%</b>
Looking for work	27	13%	25	14%	2	5%
Personal commitments (family, travel, etc.)	3	1%	3	2%		

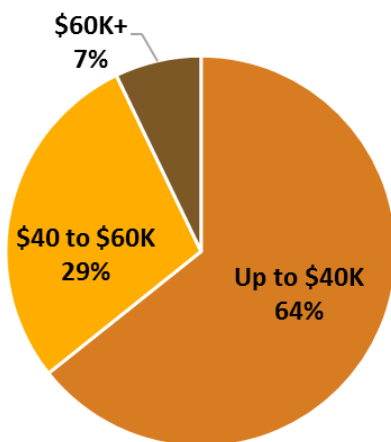
## Survey Population

The Post-Graduation Activity Survey was sent to all of the 277 students who earned a degree from the College of Fine Arts between August 2017 and June 2018.

	Graduates	Responses	
<b>All Fine Arts degrees</b>	<b>277</b>	<b>209</b>	<b>75%</b>
Bachelor's	235	171	73%
Master's	41	37	90%
Post baccalaureate Certificate	1	1	100%

## Salary Ranges for Full-Time Employment

	25 <sup>th</sup> percentile	50 <sup>th</sup> percentile Median	75 <sup>th</sup> percentile	Number of Responses
<b>All Fine Arts</b>	<b>\$25,000-\$30,000</b>	<b>\$32,500-\$37,500</b>	<b>\$40,000-\$45,000</b>	42
Undergraduate	\$18,750-\$23,750	\$30,000-\$35,000	\$40,000-\$45,000	28
Graduate	\$25,000-\$30,000	\$37,500-\$42,500	\$45,000-\$50,000	14



"I truly felt at home at WMU. I had professors who encouraged me to work harder and help me reach my goals. I had wonderful opportunities and experience that I could only have had at WMU. I am truly grateful for the education and connections I have made at Western and I am proud to be able to call myself a Bronco Alum."

# Fine Arts – All Degrees

## Full-time Employment

- **Median salary** for all degree recipients in the College of Fine Arts was **\$32,500 to \$-37,500** (based on 42 responses).
- **81%** had a job **related** to their degree.
- **87%** were **satisfied** with their job.
- **78%** had a job in **Michigan**.

## Top Employers

Amplify Marketing	Circa Design	Glenn Miller Productions	SLS Production Services
Apple	Clean Slate Movie	Harmony Garden Music Therapy	Southwest Michigan Symphony
Band-Ayd Events Group	Dream to Inspire Dance Studio	Kalamazoo Civic Theatre	The Dance Connection
Best Version Media	Edge Water Music Therapy	Paragon Academy	The Pivot Group
Bright Star Touring Theater	FAR Therapeutic Arts and Recreation	Park West Gallery	West Michigan Dance Center
Broughton Music Center	Farmers Alley Theatre	Saugatuck Center for the Arts	WMU
Chase Creative		Shakespeare in Detroit	

## Continuing Education

- **18%** of Fine Arts respondents are pursuing further education after graduating from WMU.
- After graduation, 70% are pursuing masters degrees, 14% bachelors, 11% doctoral, 3% specialist program, and 3% additional classes.
- 35% are continuing education at WMU, and the remaining 65% will attend 20 different institutions.

## Experiential Education

- **70%** had an internship, co-op, practicum, or field experience where they applied what they were learning in the classroom.
- **68%** had a job (full time or part time; on or off campus) where they applied what they were learning in the classroom.
- **85%** worked on a project that took a semester or more to complete (e.g., capstone, senior performance project).
- **51%** were very active in extracurricular activities and organizations (e.g., leadership role, or involved in multiple organizations such as RSO, intramurals, club sports, or volunteerism).

**96% of Fine Arts degree recipients completed at least one experiential education activity.**

## Top Internship Employers

Bronson	Kalamazoo Book Arts Center	Parchment Public Schools	Three Rivers Public Schools
Farmer's Alley Theatre	Kalamazoo Public Schools	Plainwell Public Schools	WMU
Hope Summer Repertory Theatre	Otsego Public Schools	Portage Public Schools	Woodsedge Learning Center
	Overneath Creative Collective	Spectrum Health	

## Experiences at WMU

- **99%** had at least one instructor who made them excited about learning.
- **98%** felt that their instructors cared about them as a person.
- **89%** had a mentor who encouraged them to pursue their goals and dreams.
- **91%** said that their education and experience as a student at WMU prepared them for their profession.

# Fine Arts – Undergraduate Degrees

---

## Full-time Employment

- **Median salary** for undergraduate degree recipients in CFA was **\$30,000 to \$35,000** (based on 28 responses).
- **76%** had a job **related** to their degree.
- **84%** were **satisfied** with their job.
- **77%** had a job in **Michigan**.

---

“I had really great professors that were very interested in what they were teaching and always gave great feedback on projects.”

---

## Top Employers

Aegis Worldwide

Amplify Marketing

Apple

Band-Ayd Events Group

Best Version Media

Bright Star Touring Theater

Broughton Music Center

Chase Creative

Circa Design

Dream to Inspire Dance Studio

FAR Therapeutic Arts and Recreation

Farmers Alley Theatre

Glenn Miller Productions

Harmony Garden Music Therapy

Imagination

Kalamazoo Civic Theatre

Park West Gallery

The Dance Connection

The Pivot Group

Universal Dance Association

West Michigan Dance Center

## Experiential Education

- **69%** had an internship, co-op, practicum, or field experience where they applied what they were learning in the classroom.
- **66%** had a job (full time or part time; on or off campus) where they applied what they were learning in the classroom.
- **83%** worked on a project that took a semester or more to complete (e.g., capstone, senior performance project).
- **58%** were very active in extracurricular activities and organizations (e.g., leadership role, or involved in multiple organizations such as RSO, intramurals, club sports, or volunteerism).

---

**96% of Fine Arts undergraduates completed at least one experiential education activity.**

## Experiences at WMU

- **98%** had at least one instructor who made them excited about learning.
- **98%** felt that their instructors cared about them as a person.
- **88%** had a mentor who encouraged them to pursue their goals and dreams.
- **90%** said that their education and experience as a student at WMU prepared them for their profession.

---

“I love the campus and the diversity. WMU gave me the opportunity to shine. I absolutely love WMU, where my dreams came true. Beautiful campus. You can meet people from all over the world.”

---

# Fine Arts – Graduate Degrees

---

## Graduate Students' Full-time Employment

- **Median salary** for graduate degree recipients in the College of Fine Arts was **\$37,500 to \$42,500** (based on 14 responses).
- **100%** had a job **related** to their degree.
- **93%** were **satisfied** with their job.
- **83%** had a job in **Michigan**.

## Top Employers

Allendale Public Schools  
Boone County Schools  
Edge Water Music Therapy  
Eisenhower Center  
Godwin Arts High School  
Harmony Garden Music Therapy  
Hart Public Schools

Hillside Behavior School and Rehab  
Without Walls  
Hospice of Michigan  
Hovland Conservatory of Music  
Jackson County ISD  
Nationwide Children's Hospital  
River Valley School District

Saugatuck Center for the Arts  
Southtown Guitar  
Southwest Michigan Symphony  
Spectrum Health  
Taikang Rehab Hospital  
The Medical Team  
Thompson Tutoring

## Experiential Education

- **77%** had an internship, co-op, practicum, or field experience where they applied what they were learning in the classroom.
- **76%** had a job (full time or part time; on or off campus) where they applied what they were learning in the classroom.
- **93%** worked on a project that took a semester or more to complete (e.g., capstone, senior performance project).
- **22%** were very active in extracurricular activities and organizations (e.g., leadership role, or involved in multiple organizations such as RSO, intramurals, club sports, or volunteerism).

---

**97% of Fine Arts degree recipients completed at least one experiential education activity.**

## Experiences at WMU

- **100%** had at least one instructor who made them excited about learning.
- **100%** felt that their instructors cared about them as a person.
- **93%** had a mentor who encouraged them to pursue their goals and dreams.
- **100%** said that their education and experience as a student at WMU prepared them for their profession.

---

"The online Masters of Art Education was a great experience, and I would highly recommend this program to other art teachers pursuing their Master's degree. The program was well organized, relevant, rigorous, and the instructors encourage great growth through the online learning."

---

# Art

**81% of undergraduates and 100% of graduate degree recipients were actively engaged.**

	Undergraduate degrees		Graduate degrees	
	count	percent	count	percent
<b>Actively Engaged</b>	<b>29</b>	<b>81%</b>	<b>7</b>	<b>100%</b>
Employed full time	23	64%	6	86%
Employed part time	3	8%	1	14%
Continuing education	3	8%		
<b>Not Actively Engaged</b>	<b>7</b>	<b>19%</b>		
Looking for work	6	17%		
Personal commitments	1	2%		

## Full-time Employment

- Median salary for all degrees was \$30,000 to \$35,000 (based on 7 responses).
- 84% were employed in Michigan.
- 68% had a job related to their degree.
- 71% were satisfied with their job.

## Sample Job Titles and Employers

Art Educator at Allendale Public Schools  
Art Educator at Godwin Arts High School  
Art Educator at River Valley School District  
Art Educator at Saugatuck Center for the Arts  
Art Teacher at Boone County Schools  
Art Teacher at Grand Rapids Public Schools  
Art Teacher at Otsego Public Schools  
Asset Manager at Apple  
Assistant Manager at Pulse Salon  
Client Representative at Park West Gallery

Department Manager at Mariano's  
Founder and CEO at I Heart Jewelry  
Gallery Attendant at Dia Art Foundation  
Graphic Designer at Gasaway Investment Advisors  
Hospitality Coordinator at Quicken Loans  
Middle School Art Teacher at Hart Public Schools  
Resident Artist at Kalamazoo Institute of Arts  
Sales Support Associate at American Metalcraft  
Supervisor at Charlotte Russe  
Teacher Assistant at Grand Ledge Public Schools

## Sample Continuing Education Choices

Masters in Art Conservation at University of Melbourne

## Survey Population

This report includes data from students who majored in Art, Art Education, and Art History.

	Graduates	Responses	
All degrees	58	43	(74%)
Bachelor's	51	36	(71%)
Master's	7	7	(100%)

"My experiences at WMU were very positive. I enjoyed walking around campus and seeing the lovely flowers, the wildlife, and the pond. I'm glad that Western is environmentally conscious."

# Dance

79% of degree recipients were actively engaged.

	count	percent
<b>Actively Engaged</b>	<b>18</b>	<b>79%</b>
Employed full time	13	57%
Employed part time	2	9%
Continuing education	3	13%
<b>Not Actively Engaged</b>	<b>5</b>	<b>21%</b>
Looking for work	5	21%

---

"I have been fully prepared for a career in the professional dance industry."

---

## Full-time Employment

- Median salary was \$35,000 to \$40,000 (based on 9 responses from 2016-17 and 2017-18).
- 67% were employed in Michigan.
- 92% had a job related to their degree.
- 100% were satisfied with their job.

## Sample Job Titles and Employers

Dance Instructor at Dream to Inspire Dance Studio  
Dance Instructor at The Dance Connection  
Dance Instructor at Universal Dance Association  
Dance Instructor at West Michigan Dance Center  
Dance Teacher at Vivian Hanxu  
Manager at Best Version Media  
Recruiter at Aegis Worldwide

---

"I have learned so much at Western and fell in love with this university and city. I'm so proud to be a Bronco. Coming to WMU was the best decision I could've made for college. I had so much fun and I strongly feel that I couldn't have gotten a better learning experience at any other school."

---

## Sample Continuing Education Choices

Bachelor in Human Resources at WMU  
Bachelor in Special Education at WMU

## Survey Population

	Graduates	Responses
Bachelor's	30	23 (77%)

---

"I wish I could do it all over again. The relationships I built with faculty members and peers help guide me in my career path and give me the tools and resources to succeed."

---



# Graphic Design

85% of degree recipients were actively engaged.

	count	percent
<b>Actively Engaged</b>	11	<b>85%</b>
Employed full time	11	85%
<b>Not Actively Engaged</b>	2	<b>15%</b>
Looking for work	2	15%

## Full-time Employment

- Median salary was \$35,000 to \$40,000 (based on 8 responses from 2016-17 and 2017-18).
- 55% were employed in Michigan.
- 100% had a job related to their degree.
- 100% were satisfied with their job.



**Ed Ryan, Bachelor of Fine Arts, graphic design, 2017**  
**Designer at GHD Partners, NY**

"I design environments, publications, signage, and experiences for clients in the technology, cultural, real estate, retail, and non-profit sectors. The most rewarding part of my job is seeing people interacting with a project once it is finished. Much of my work has been in environmental graphics, where the end result is a physical space one can walk through, or work in."

"The program is one of a kind and absolutely made me into the designer that I am today."

## Sample Job Titles and Employers

2D Design Intern at Imagination  
Communications Specialist at NHBP  
Design Assistant at Rapt Studio  
Freelance Graphic Designer  
Graphic Design Associate at Techstars Mobility

Graphic Designer at Amplify Marketing  
Graphic Designer at Omega Computer Services  
Graphic Designer at The Pivot Group  
Junior Graphic Designer at The Pivot Group  
Production Assistant at Circa Design

## Survey Population

	Graduates	Responses
Bachelor's	16	13 (81%)



**Nicholas Johnson, Bachelor of Fine Arts, graphic design, 2017**  
**Freelance Graphic Designer**

"I am working in Brooklyn, NY as the Change in Design Fellow for the Center for Urban Pedagogy (CUP). This fellowship is an initiative to promote, encourage, develop, and create a pathway to a number of resources for designers of color from underrepresented communities of color.

The most rewarding experience I have come in contact with as of recently is being able to be in the presence of so many design professionals of color as well as the almost endless opportunities that cross my path in this great city.

Some of the biggest resources that helped guide me were my fellow classmates, my professors, and my family. These groups of people—alongside myself—pushed me to my limits and beyond. It is highly beneficial to keep yourself surrounded by people who are chasing success and greatness just as you are. However, you are your greatest resource. Only your drive, your determination, your hard work can get you to where you want to be."

# Music

88% of undergraduates and 89% of graduate degree recipients were actively engaged.

	Undergraduate		Graduate	
	count	percent	count	percent
<b>Actively Engaged</b>	<b>36</b>	<b>88%</b>	<b>17</b>	<b>89%</b>
Employed full time	15	37%	9	47%
Employed part time	5	12%	3	16%
Continuing education	16	39%	5	26%
<b>Not Actively Engaged</b>	<b>5</b>	<b>12%</b>	<b>2</b>	<b>11%</b>
Looking for work	4	10%	2	11%
Personal commitments	1	2%	0	0%

“WMU instructors made my experience incredible. Without them I wouldn't be the musician I am today. They pushed me to excel in what I was passionate about, and I will continue to keep in touch with these meaningful connections.”

## Full-time Employment

- Median salary for undergraduate degrees was \$25,000 to \$30,000 (based on 7 responses from 2017-18).
- Median salary for graduate degrees was \$25,000 to \$30,000 (based on 10 responses from 2016-17 and 2017-18).
- 86% were employed in Michigan.
- 68% had a job related to their degree.
- 80% were satisfied with their job.

## Sample Job Titles and Employers

Associate at Broughton Music Center  
 Audio Engineer at Western Sound Studios  
 Audio Systems Technician at SLS Production Services  
 Audio Video Technician at Chase Creative  
 Cellist at Southwest Michigan Symphony  
 Freelance Professional Singer and Voice Teacher  
 Guitar Instructor at Southtown Guitar

Interim Associate Director of Bands at WMU  
 Music Teacher at Chippewa Hills School District  
 Piano Instructor at Hovland Conservatory of Music  
 Recruiter at Aerotek  
 Sound Engineer at Founders Brewing  
 Teacher at Dnipropetrovsk Music Academy  
 Vocalist at Glenn Miller Productions

## Sample Continuing Education Choices

Doctorate in Music at Louisiana State  
 Doctorate in Music at University of Colorado  
 Doctorate in Music at University of Illinois  
 Masters in Cello Performance at DePaul University  
 Masters in History at WMU  
 Masters in Human Performance at University of Michigan  
 Masters in Music at Carnegie Mellon

Masters in Music at Eastman  
 Masters in Music at Southern Methodist University  
 Masters in Music at University of Kansas  
 Masters in Music at University of Michigan  
 Masters in Music at WMU  
 Masters in Performance at University of Illinois  
 Masters in Vocal Performance at Indiana University

## Survey Population

This report includes data from students who majored in Multimedia Arts Technology; Music; Music Composition; Music Conducting; and Music Performance.

	Graduates	Responses
All degrees	77	60 (78%)
Bachelor's	56	41 (73%)
Master's	21	19 (90%)

“I could not have had a better experience. All of my professors were outstanding and people I will never forget.”

# Music Education

90% of degree recipients were actively engaged.

	count	percent
<b>Actively Engaged</b>	<b>18</b>	<b>90%</b>
Employed full time	10	50%
Employed part time	3	15%
Continuing education	5	25%
<b>Not Actively Engaged</b>	<b>2</b>	<b>10%</b>
Looking for work	2	10%

---

“Highly qualified faculty in the school of music. It was an honor to study under such accomplished and knowledgeable professors.”

---

## Full-time Employment

- 100% were employed in Michigan.
- 100% had a job related to their degree.
- 100% were satisfied with their job.

## Sample Job Titles and Employers

Assistant Band Director at Edwardsburg Public Schools  
K-8 Music Teacher at Paragon Academy  
Middle School Choir Director at Tecumseh  
Music Teacher at Chippewa Hills School District  
Teacher at Berrien Springs  
Teacher at Lawton Community Schools

---

“WMU definitely made me feel at home. I first came to WMU after a hard time in my life, and I was able to pick myself back up with the help from the professors and the program here.”

---

## Sample Continuing Education Choices

Masters in Choral Conducting at Yale University  
Masters in Hispanic Studies at WMU  
Masters in Music at University of Wisconsin-Madison  
Masters in Music Therapy at WMU  
Masters in Performance at University of Illinois

---

‘I had an incredibly positive experience at WMU. I grew so much, not only as a musician, but as an educator, and most importantly as a person. I’m so grateful to all of the music faculty and their dedication to providing a positive learning environment.’

---

## Survey Population

	Graduates	Responses
Bachelor’s	24	20 (83%)

# Music Therapy

**100% of undergraduates and 100% of graduate degree recipients were actively engaged.**

	Undergraduate degrees		Graduate degrees	
	count	percent	count	percent
<b>Actively Engaged</b>	7	<b>100%</b>	11	<b>100%</b>
Employed full time	7	100%	11	100%

## Full-time Employment

- Median salary for undergraduate degrees was \$40,000 to \$45,000 (based on 5 responses from 2016-17 and 2017-18).
- Median salary for graduate degrees was \$37,500 to \$42,500 (based on 8 responses from 2017-18).
- 100% were employed in Michigan.
- 100% had a job related to their degree.
- 92% were satisfied with their job.

## Sample Job Titles and Employers

Director of Music Therapy at Edge Water Music Therapy  
Hospice Music Therapist at The Medical Team  
Music Therapist at Eisenhower Center  
Music Therapist at FAR Therapeutic Arts and Recreation  
Music Therapist at Harmony Garden Music Therapy  
Music Therapist at Heartland Hospice Services  
Music Therapist at Hillside Behavior School  
Music Therapist at Hospice of Michigan

Music Therapist at IUPUI School of Nursing  
Music Therapist at Jackson County ISD  
Music Therapist at Keys for Success  
Music Therapist at Nationwide Children's Hospital  
Music Therapist at Spectrum Health  
Music Therapist at Taikang Rehab Hospital in China  
Piano Instructor at Thompson Tutoring  
Worship Director at Calvary Bible Church

## Survey Population

	Graduates	Responses	
All degrees	24	18	(75%)
Bachelor's	11	7	(64%)
Master's	13	11	(85%)



**Kaitlin Ridgway, Master of Arts in music therapy, 2018**  
**Music Therapist at Hospice of Michigan**

"I plan and implement music therapy interventions, manage music therapy case load, communicate with families and patients, and create new materials and music.

I feel privileged to share time with patients and their families during this difficult time of their lives; music can have such an incredible impact during these fragile moments and can allow for shared experiences and an overall increase in quality of life. Music can reach a person's whole overall well-being, and being able to create these experiences is very rewarding.

At WMU I received great support from the Student Music Therapy Association, professors and practicing supervisors, as well as my primary instrument professor."

# Theatre

80% of degree recipients were actively engaged.

	count	percent
<b>Actively Engaged</b>	<b>28</b>	<b>80%</b>
Employed full time	19	54%
Employed part time	3	9%
Continuing education	6	17%
<b>Not Actively Engaged</b>	<b>7</b>	<b>20%</b>
Looking for work	6	17%
Personal commitments	1	3%

“I was lucky enough to find people and opportunities through the university that helped me be able to afford the education; education that is vital to my life goals and future plans.”

## Full-time Employment

- Median salary was \$17,500 to \$22,500 (based on 10 responses from 2016-17 and 2017-18).
- 76% were employed in Michigan.
- 72% had a job related to their degree.
- 86% were satisfied with their job.

## Sample Job Titles and Employers

Actor at Bright Star Touring Theater  
Actor at Farmers Alley Theatre  
Actor at Shakespeare in Detroit  
Audio Systems Technician at SLS Production Services  
Electrics Associate at Glimmerglass Opera Festival  
Event Technician at Band-Ayd Events Group  
Muralist at Our Little Big World: Paint and Play Gallery

Producer/Director at Clean Slate Movie  
Properties Coordinator at Imagination Stage  
PSA (Above the Wing Supervisor) at Delta Airlines  
Rope Access Technician at Farmers Alley Theatre  
Teaching Artist at Kalamazoo Civic Theatre  
Wig/Makeup Intern at Utah Shakespeare Festival

## Sample Continuing Education Choices

Masters in Acting at University of California  
Masters in Acting at University of Central Florida  
Masters in Art at University of Arizona

Masters in Fine Arts at Temple University  
Masters in Theatre at Northwestern University

## Survey Population

This report includes data from students who majored in Music Theatre Performance, Theatre: Acting, Theatre: Performance, Theatre: State Management; Theatre: Design/Technical Prod; and Theatre: Theatre Studies.

	Graduates	Responses
Bachelor's	51	35 (69%)

# Haworth College of Business



WESTERN MICHIGAN UNIVERSITY

Accountancy.....	144
Advertising and Promotion.....	146
Business Administration (MBA).....	148
Computer Information Systems.....	150
eBusiness Marketing.....	151
Economics in Business.....	152
Entrepreneurship.....	153
Finance.....	154
Food and Consumer Package Goods Marketing .....	156
Human Resource Management.....	157
Integrated Supply Management .....	158
Management .....	160
Marketing.....	161
Sales and Business Marketing.....	162

# Haworth College of Business

## Post-Graduation Activity

94% of all Haworth College of Business graduates were actively engaged.

	All degrees		Undergraduate degrees		Graduate degrees	
	count	percent	count	percent	count	percent
<b>Actively Engaged</b>	<b>787</b>	<b>94%</b>	<b>675</b>	<b>94%</b>	<b>112</b>	<b>99%</b>
Employed full time	721	87%	615	86%	106	94%
Employed part time	11	1%	9	1%	2	2%
Continuing education	50	6%	48	7%	2	1%
Military service	4	0.4%	3	0.4%	1	1%
Volunteering full time	1	0.1%	0	0%	1	1%
<b>Not Actively Engaged</b>	<b>44</b>	<b>6%</b>	<b>43</b>	<b>6%</b>	<b>1</b>	<b>1%</b>
Looking for work	39	5%	38	5%	1	1%
Personal commitments	5	1%	5	1%		

## Survey Population

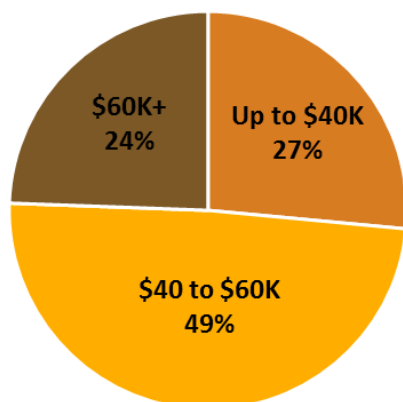
The Post-Graduation Activity Survey was sent to all of the 1008 students who earned a degree from Haworth College of Business between August 2017 and June 2018.

	Graduates	Responses	
<b>All HCoB degrees</b>	<b>1008</b>	<b>831</b>	<b>82%</b>
Bachelor's	880	718	82%
Master's	125	110	88%
Post baccalaureate Certificate	3	3	100%

"The faculty I have worked with at HCoB have played a major role in my excitement to continue education."

## Salary Ranges for Full-Time Employment

	25 <sup>th</sup> percentile	50 <sup>th</sup> percentile Median	75 <sup>th</sup> percentile	Number of Responses
<b>All HCoB</b>	<b>\$35,000-\$49,000</b>	<b>\$50,000-\$55,000</b>	<b>\$55,000-\$60,000</b>	<b>387</b>
Undergraduate	\$35,000-\$40,000	\$45,000-\$50,000	\$55,000-\$60,000	328
Graduate	\$50,000-\$55,000	\$70,000-\$75,000	\$90,000-\$95,000	59



"I really appreciated how most of my classes related directly to my profession. Having opportunities in the classroom that directly integrate us in the community makes learning fun and applicable. Having hands-on projects where we saw exactly how our work prepared us for the outside world was really important. I really enjoyed my experience in the Business College."



# Haworth College of Business – All Degrees

## Full-time Employment

- **Median salary** for all degree recipients in HCoB was **\$50,000 to \$55,000** (based on 387 responses).
- **86%** had a job **related** to their degree.
- **92%** were **satisfied** with their job.
- **77%** had a job in **Michigan**.

## Top Employers of HCoB Graduates

Advia Credit Union	Eaton	Nolan Transportation	Target
Aerotek	General Motors	PepsiCo	The Hershey Company
Baker Tilly	Hormel Foods	Plante Moran	Thomson Reuters
BDO USA	Insight Global	PNC Bank	Whirlpool
Constellation Brands	J.B. Hunt	Quicken Loans	WMU
Coyote Logistics	Kellogg's	SpartanNash	
Crowe Horwath	Kroger	Stryker	

## Continuing Education

- **6%** of HCoB respondents are pursuing further education after graduating from WMU.
- After graduation, **81%** are pursuing masters degrees, **6%** professional schools, **4%** bachelors degrees, **4%** certification programs, and **4%** additional classes.
- **69%** are continuing education at WMU, and the remaining **31%** will attend 13 different institutions.

## Experiential Education

- **65%** had an internship, co-op, practicum, or field experience where they applied what they were learning in the classroom.
- **73%** had a job (full time or part time; on or off campus) where they applied what they were learning in the classroom.
- **61%** worked on a project that took a semester or more to complete (e.g., capstone, senior design).
- **54%** were very active in extracurricular activities and organizations (e.g., leadership role, or involved in multiple organizations such as RSO, intramurals, club sports, or volunteerism).

**93% of HCoB degree recipients completed at least one experiential education activity.**

## Top Internship Employers

AAM-American Axle	Kroger	PricewaterhouseCoopers	Tenneco Automotive
Coyote Logistics	Landscape Forms	Sigma Machine	Thomson Reuters
DTE Energy	Mann+Hummel	SpartanNash	Whirlpool
Eaton	Meijer	Streamline Healthcare	WMU
General Motors	Northwestern Mutual	Solutions	
Gentex	Pepsi Co.	Stryker	
Kellogg's	Plante Moran	Summit Polymers	

## Experiences at WMU

- **99%** had at least one instructor who made them excited about learning.
- **95%** felt that their instructors cared about them as a person.
- **66%** had a mentor who encouraged them to pursue their goals and dreams.
- **93%** said that their education and experience as a student at WMU prepared them for their profession.

# Haworth College of Business – Undergraduate

## Full-time Employment

- **Median salary** for undergraduate degree recipients in HCoB was **\$45,000 to \$50,000** (based on 328 responses).
- **84%** had a job **related** to their degree.
- **92%** were **satisfied** with their job.
- **74%** had a job in **Michigan**.

"I always felt comfortable approaching my teachers and emailing them at any point with questions. I had multiple professors take the time to sit down one-on-one with me, which was a huge part of my growth here at Western."

## Top Employers

Advia Credit Union

Aerotek

Baker Tilly

BDO USA

Constellation Brands

Coyote Logistics

General Motors

Hormel Foods

Insight Global

J.B. Hunt

Kellogg's

Kroger

Nolan Transportation

PepsiCo

Plante Moran

PNC Bank

Quicken Loans

SpartanNash

Target

The Hershey Company

Thomson Reuters

Whirlpool

WMU


## Experiential Education

- **71%** had an internship, co-op, practicum, or field experience where they applied what they were learning in the classroom.
- **71%** had a job (full time or part time; on or off campus) where they applied what they were learning in the classroom.
- **61%** worked on a project that took a semester or more to complete (e.g., capstone, senior design).
- **60%** were very active in extracurricular activities and organizations (e.g., leadership role, or involved in multiple organizations such as RSO, intramurals, club sports, or volunteerism).

**92% of HCoB undergraduates completed at least one experiential education activity.**

## Experiences at WMU

- **99%** had at least one instructor who made them excited about learning.
- **94%** felt that their instructors cared about them as a person.
- **67%** had a mentor who encouraged them to pursue their goals and dreams.
- **92%** said that their education and experience as a student at WMU prepared them for their profession.



**Curtis Hinds, BBA in advertising and promotion, 2017  
Media Associate at Starcom**

"I work in a media advertising agency on the investment side for ESPN and Hallmark Cards. I make sure that we are billing the client correctly based on impressions.

Being able to visit some of the top cities in the advertising industry really helped me narrow down where I wanted to start looking.

Try and be involved with as much as you can early on so you can start narrowing down the things you enjoy out of a potential career."

# Haworth College of Business – Graduate

## Full-time Employment

- **Median salary** for graduate degree recipients in HCoB was **\$70,000 to \$75,000** (based on 59 responses).
- **96%** had a job **related** to their degree.
- **90%** were **satisfied** with their job.
- **95%** had a job in **Michigan**.

## Top Employers

Amway

Crowe Horwath

Eaton

Kenco Logistics

Plante Moran

PricewaterhouseCoopers

Rumba Solutions

Stryker

Whirlpool

WMU

## Experiential Education

- **31%** had an internship, co-op, practicum, or field experience where they applied what they were learning in the classroom.
- **86%** had a job (full time or part time; on or off campus) where they applied what they were learning in the classroom.
- **59%** worked on a project that took a semester or more to complete (e.g., capstone, senior design).
- **20%** were very active in extracurricular activities and organizations (e.g., leadership role, or involved in multiple organizations such as RSO, intramurals, club sports, or volunteerism).

**96% of HCoB graduate degree recipients completed at least one experiential education activity.**

## Experiences at WMU

- **100%** had at least one instructor who made them excited about learning.
- **100%** felt that their instructors cared about them as a person.
- **58%** had a mentor who encouraged them to pursue their goals and dreams.
- **100%** said that their education and experience as a student at WMU prepared them for their profession.



**Shannon Warren, MBA, 2018**

**Marketing Specialist at Flow-Rite Controls**

"I am responsible for internal and external marketing material, international marketing material, website content creation and management, social media management, google analytics management, SEO research and management, market research, and so much more!

The biggest thing that helped me prepare for my career were my internships throughout undergrad. Being able to apply what you are learning in the classroom to real-world situations really helps you understand the concepts and principles you are working with. Get as much experience you can while still in school. The classroom is great but it really comes together when you can apply those lessons to real world situations."

# Accountancy

93% of undergraduates and 100% of graduate degree recipients were actively engaged.

	Undergraduate degrees		Graduate degrees	
	count	percent	count	percent
<b>Actively Engaged</b>	<b>84</b>	<b>93%</b>	<b>23</b>	<b>100%</b>
Employed full time	63	70%	22	96%
Continuing education	21	23%	0	0%
Volunteering full time	0	0%	1	4%
<b>Not Actively Engaged</b>	<b>6</b>	<b>7%</b>		
Looking for work	4	4%		
Personal commitments	2	2%		

## Full-time Employment

- Median salary for undergraduate degrees was \$40,000 to \$45,000 (based on 34 responses).
- Median salary for graduate degrees was \$50,000 to \$55,000 (based on 10 responses).
- 90% were employed in Michigan.
- 90% had a job related to their degree.
- 91% were satisfied with their job.

## Survey Population

	Graduates	Responses	
All degrees	132	113	(86%)
Bachelor's	105	90	(86%)
Master's	27	23	(85%)

"The accountancy professors at WMU provided me with a wonderful learning experience at both the undergraduate and graduate level. I would not have a job at my dream firm without their advice and encouragement throughout the years."



**Paul Roosa, Master of Science in accountancy, 2017**

**Private Company Services Assurance Associate at PricewaterhouseCoopers**

"As an auditor, I look to provide reasonable assurance that the client's financial statements are free from material misstatements. The most rewarding part of my work is knowing that users of the financial statements are relying on our work to make investment decisions.

The resources that helped me prepare for my career were all the student organizations I joined. I was a member of Beta Alpha Psi, Student Leadership Advisory Board and Delta Sigma Pi. While I learned a tremendous amount from my classes, academics tend to operate outside the practical world. The organization allowed me to take what I've learned in class and try new ideas out, see the results and iterate. Taking an exam and completing work is crucial but being able to work in a team on a difficult problem will bring you more success after college."

# Accountancy

---

## Sample Job Titles and Employers

Accountant at Arbor Circle  
Accountant at HCI Groups  
Accountant at Houser and Associates  
Accountant at Metal Technologies  
Accounting Analyst at FordDirect  
Accounting Clerk at Edward Rose and Sons  
Accounts Payable Associate at Dentsu Aegis Network  
Accounts Payable Specialist at Seaman's Mechanical  
Assistant Manager at Fleming Brothers Oil Company  
Assistant to the Chief Financial Officer at Zeigler Automotive  
Associate Transfer Pricing Analyst at Dow Chemical  
Assurance Associate at BDO USA  
Assurance Associate at PricewaterhouseCoopers  
Assurance Staff at EY  
Assurance Staff at Plante Moran  
Audit Accountant at Baker Tilly  
Audit and Assurance Assistant at Deloitte  
Audit Associate at BDO USA  
Audit Associate at Crowe Horwath  
Audit Associate at PricewaterhouseCoopers  
Audit/Tax Staff at Plante Moran  
Bookkeeper at Trillium Financial Advisors  
Client Service Analyst at IRI  
Compliance Manager at Wasyabek Development Company  
Cost Accountant at Flowserve  
Environmental Protection Assistant at Department of Defense-  
Defense Logistics Agency

Financial Analyst at Kellogg's  
Financial Analyst at Stryker  
Internal Auditor at Doeren Mayhew  
Life Accountant at Farm Bureau Insurance  
Mortgage Banker at Quicken Loans  
Operations Manager at Buckland Insurance Agency  
Property Accountant at Mid America Real Estate Group  
Reporting Accountant at University of Michigan  
Senior Representative-Financial Operations at Whirlpool  
Staff Accountant at Brink, Key & Chludzinski  
Staff Accountant at Campbell Marketing  
Staff Accountant at Clayton and McKervey  
Staff Accountant at Cole Gavlus  
Staff Accountant at Dan Melnik  
Staff Accountant at Fisher Spiegel Kunkle and Gerber  
Staff Accountant at Golden State Foods  
Staff Accountant at Prism Plastics  
Staff Accountant at Rowley and Company  
Staff Accountant at The Uniform Outlet  
Staff Accountant at TSM  
Staff Accountant at Wojtysiak and Company  
Staff Tax Accountant at Seber Tans  
Tax Accountant at Hantz Group  
Tax Associate at BDO USA  
Tax Associate at Cole Gavlus  
Tax Associate at Plante Moran  
TRACK Financial Analyst at General Motors

## Sample Continuing Education Choices

Masters in Accountancy at University of Maryland  
Masters in Accountancy at University of Michigan  
Masters in Accountancy at WMU

Masters in Business Administration at Northern Arizona  
Masters in Business Administration at WMU  
Masters in Family and Consumer Sciences at WMU

---

“Overall great experience; definitely learned a great deal, more than I had anticipated about the non-academic world. I definitely feel that WMU offered much more than just a degree.”

---

# Advertising and Promotion

96% of degree recipients were actively engaged.

	count	percent
<b>Actively Engaged</b>	<b>27</b>	<b>96%</b>
Employed full time	25	89%
Continuing education	1	4%
Military service	1	4%
<b>Not Actively Engaged</b>	<b>1</b>	<b>4%</b>
Looking for work	1	4%

## Full-time Employment

- Median salary was \$35,000 to \$40,000 (based on 20 responses).
- 71% were employed in Michigan.
- 83% had a job related to their degree.
- 86% were satisfied with their job.



**Brittany Walton, BBA in advertising and promotion, 2018**  
**Jr. Trafficker at Dentsu Aegis Network**

"I digitally set up advertising campaigns through online platforms with the assets from outside, or in-house creative agencies.

AdClub was a huge impact in my career decision after graduation. Being involved in a club allowed me to get a better understanding on what the industry was all about, all while making connections and gaining valuable experience.

Job hunting can be frustrating but there are so many opportunities in the advertising industry. Keep an open mind and gain as much experience as you can."

## Survey Population

	Graduates	Responses
Bachelor's	29	28 (97%)



**Justice Smith, BBA in advertising and promotion, 2018**  
**Sales Assistant at BETNetworks**

"I assist with placing ads on television. The most rewarding part of this job is meeting celebs.

My campus job helped with networking and being able to speak with anyone.

Set goals and tell everybody the same thing. Be real."



# Advertising and Promotion

---

## Sample Job Titles and Employers

2nd Lieutenant at Marine Corps  
Account Coordinator at Campbell Ewald  
Account Executive at Yelp  
Assistant Account Executive at The Mars Agency  
Associate Project Manager at MRM//McCann  
Benefits Advisor Professional at Aflac  
Digital Coordinator at Shift Digital  
Digital Marketing at Veterans United Home Loans  
Digital Marketing Coordinator at Inside Out Media  
Engineer at Engineering Technology Association  
Executive Leader at Target  
Graphic Designer at Imperial Beverage  
Junior Trafficker at Dentsu Aegis Network  
Market Development Specialist at Kalsec  
Marketing Coordinator at Byce and Associates  
Marketing Coordinator at Hughey Realtors  
Media Associate at Starcom  
News Analyst at Prime Research  
Professional Hockey Player at Fort Wayne Komets  
Recruiter at Coastal Careers  
Sales Assistant at BETNetworks  
Sales/Research Coordinator at TownSquare Media  
Self-Employed Artist  
Social Media Content Manager at Stoney Creek Social Media  
Technical Recruiter-Ford Account at TEKsystems

---

"My professor made me excited to learn and pursue my dreams. She never stopped believing in me and pushed me towards success in every aspect of my education. The advertising program is incredible. The professor makes a personal investment into all of her students."

---

## Sample Continuing Education Choices

Masters in Global Branding and Advertising at University of Southampton



**Kaitlyn Watson, BBA in advertising and promotion, 2018**  
**Assistant Account Executive at The Mars Agency**

"I make sure all the departments are in line with the timeline by meeting with teams, making revisions, and ensuring advertisements meet the qualifications of brand and legal. The most rewarding part of my job is getting an advertisement out the door and seeing it in stores."

Finding a job after school may take some time, but don't get discouraged! Use your network and LinkedIn to your advantage. When you go on interviews, be unique and tell them something about yourself that will set you apart from the other candidates."



# Business Administration (MBA)

99% of degree recipients were actively engaged.

	count	percent
<b>Actively Engaged</b>	<b>86</b>	<b>99%</b>
Employed full time	83	95%
Employed part time	2	2%
Military service	1	1%
<b>Not Actively Engaged</b>	<b>1</b>	<b>1%</b>
Looking for work	1	1%

## Full-time Employment

- Median salary was \$75,000 to \$80,000 (based on 48 responses).
- 95% were employed in Michigan.
- 95% had a job related to their degree.
- 88% were satisfied with their job.



**Steve Moerdyk, MBA, 2018**  
**VP and Controller at US Tarp, Inc.**

"I manage the financial and accounting affairs of the company, prepare monthly financials, develop operating metrics to measure performance of the company, and assist with inventory control and purchasing functions. Additionally, I am leading the company's ERP and systems development implementation efforts.

One of the best decisions I ever made was to take various positions throughout my undergrad and grad program in various functions."

## Survey Population

	Graduates	Responses
Master's	98	87 (89%)



**Mike Preston, Master of Business Administration, 2018**  
**Engineering Manager at Eaton**

"I lead our Reliability, Maintainability, and Safety team that supports multiple businesses within Eaton. My team is responsible for ensuring we develop and launch reliable and safe product across our Aerospace, Hydraulics, and Vehicle businesses globally.

A couple of skills had a large impact on my success. The first is having a learning mindset. Being genuinely curious to learn, which includes being self-reflective to learn from our mistakes. The second is integrity, transparency, and trust.

If you have any idea of what your career is going to be after college, seek it out now. Job shadow someone. Get an internship. Go get plugged into that work environment so you know what you're getting into."

# Business Administration (MBA)

## Sample Job Titles and Employers

Account Executive at Toledo Mud Hens	Lead Financial Analyst at Eaton
Accounting Manager at Whirlpool	Manager of Inside Sales at Service Express
Administrative Police Sergeant at WMU	Manager of Worldwide Sales at FedEx
Applications Management Administrator at Stiles Machinery	Marketing and Promotions Specialist at WMU
Assistant Controller at Magna	Marketing Associate at Stryker
Assistant Director at FaR Out Volleyball Club	Marketing Associate at Thermo Fisher Scientific
Assistant Director of IT at WMU	Marketing Specialist at Byrne
Brand Management Associate at Amway	Marketing Specialist at Flow-Rite Controls
Business Analyst at Pine Rest	Materials Performance Supervisor at LafargeHolcim
Business Analyst at Rumba Solutions	Michigan Beer Brand Manager at Imperial Beverage
Business Development at AVB	Operation Supervisor at Republic Services
Business Development Manager at Discover Kalamazoo	Plant Manager at Mack Industries
Business Manager at Johnsonville	President at C/D/H
Business Systems Analyst at Kenco Logistics	Production Control Planner at X-L Machine
Buyer at Genzink Steel	Program Manager at Eaton
Buyer at Meijer	Project Manager at Kenco Logistics
CFO at Varipro Benefit Administrators	Project Manager at Stryker
Chief HR Officer at Goodwill Industries of Greater GR	Regional Sales Manager at JTEKT Toyota Americas
Controller-Management Reporting at Vibracoustic	Research Director at Van Beek Natural Science
Deputy Technical Manager at EFD Induction Group	Research Program Officer at WMU
Director of Finance at LINC Community Revitalization	Residential Mortgage and Branch Manager at First National Bank of Michigan
Director of Quality at Precision Aerospace	Sales Associate-WeChat Specialist at Neiman Marcus Group
Engineering Manager at Eaton	Senior Consultant at GearsCRM
Executive Development Associate at Zeigler Automotive Group	Senior Production Team Leader at Stryker
Executive Director at The Center for Asian Pacific American Women	Senior Shared Services Specialist at Whirlpool
Financial Analyst at Challenge Manufacturing	Specialist at MI Dept. of Talent and Economic Development
Financial Analyst at Getman	Study Coordinator at Charles River Laboratories
Financial Controller at Intex Technologies	System Manager Compensation and HRIS at Bronson
Forecast Analyst at Bell's Brewery	Team Lead at Eurofins Lancaster Laboratories
General Manager at Sout's Gourmet Snack Foods	Team Lead at Pfizer
Global Supply Chain Manager at Humphrey Products	Theater Financial Operations Manager in the U.S. States Army
HR Manager at Cambridge Consulting Group	Treasury Analyst at Bank of America Merrill Lynch
Inside Sales Manager at Eaton	VP and Controller at US Tarp
Lead Case Manager at Social Security Administration	Workforce Planning Manager at NHA



**Stephen Williams, MBA in finance, 2017; Financial Advisor at New York Life**

"I help clients with investment, asset protection, retirement/distribution, and legacy planning.

Skills that have had the biggest impact are listening to others, respecting others, being able to connect the dots as a client tells their story to then work with them to develop a retirement plan. A passion for investing and solving puzzles certainly comes in handy as well."

# Computer Information Systems

77% of degree recipients were actively engaged.

	count	percent
<b>Actively Engaged</b>	<b>30</b>	<b>77%</b>
Employed full time	28	72%
Employed part time	1	3%
Continuing education	1	3%
<b>Not Actively Engaged</b>	<b>9</b>	<b>23%</b>
Looking for work	9	23%

## Full-time Employment

- Median salary was \$40,000 to \$45,000 (based on 16 responses).
- 77% were employed in Michigan.
- 85% had a job related to their degree.
- 88% were satisfied with their job.

## Sample Job Titles and Employers

Account Manager at Great Lakes Coca-Cola Bottling  
Application Support Analyst at Lake Michigan Credit Union  
Business Service Analyst at DXC Technology in Saudi Arabia  
Customer Data Analyst at JBL Resources  
Data Analyst at CDW  
Developer Consultant at SAP  
Environmental Protection Assistant at Dept. of Defense  
ETL Developer at WMU  
Help Desk Technician at Jackson County  
Information Security Associate at PricewaterhouseCoopers  
IT Administrative Assistant at Robert Half Technology  
IT Analyst at Whirlpool  
IT Associate at AmeriFirst Home Mortgage

IT Associate at LMCU  
IT DevOps Cooperative Assistant at Consumers Energy  
IT Specialist-Global Business Support at Lidl US  
IT Support Specialist at Van Buren County Info Services  
IT Technician at Portage Public Schools  
Operations Leadership Development Program at Stanley Black and Decker  
Project Coordinator at Sport View Technologies  
Quality Assurance Automation at Auto-Owners Insurance  
Retail Sales Representative at The Hershey Company  
Senior Systems Specialist at WMU  
System Analyst at SPARK Business Works

## Sample Continuing Education Choices

Masters in Data Science at University of Michigan  
Masters in Info Security at WMU

## Survey Population

	Graduates	Responses
Bachelor's	56	39 (70%)



**Rachel Larson, BBA, CIS and ISM, 2018**  
**Leadership Development Program at Stanley Black and Decker**

"For 2-2.5 years, I move to various facilities across the nation every 8-10 months. In each of these businesses, I have the opportunity to gain experiences in industry 4.0, operations, manufacturing and distribution practices. Upon graduating from the program, I will earn a leadership position within Stanley Black and Decker, where the company business needs and my personal interests intersect.

When deciding a career path, continuously check-in with yourself. After researching and experiencing courses, mentally picture your future goals and aspirations. Discover if your current path intersects with your mental picture. If it doesn't, then determine what you need to do to make your dream a reality. There are numerous resources on campus to help you understand your future, take advantage of them!"

# eBusiness Marketing

100% of degree recipients were actively engaged.

	count	percent
<b>Actively Engaged</b>	<b>7</b>	<b>100%</b>
Employed full time	6	86%
Continuing education	1	14%

## Full-time Employment

- Median salary was \$35,000 to \$40,000 (based on 7 responses from 2016-17 and 2017-18).
- 60% were employed in Michigan.
- 80% had a job related to their degree.
- 100% were satisfied with their job.

## Sample Job Titles and Employers

Digital Marketing Consultant at De Agostini Publishing  
E-Commerce and Digital Marketing Specialist at Crane USA  
Sales and Operations Planning Analyst at Perrigo  
Technology Analyst at Saline Area Schools

## Survey Population

	Graduates	Responses
Bachelor's	7	7 (100%)

# Economics in Business

100% of degree recipients were actively engaged.

	count	percent
<b>Actively Engaged</b>	<b>6</b>	<b>100%</b>
Employed full time	3	50%
Employed part time	1	17%
Continuing education	2	33%

## Full-time Employment

- Median salary was \$50,000 to \$55,000 (based on 5 responses from 2016-17 and 2017-18).
- 33% were employed in Michigan.
- 100% had a job related to their degree.
- 100% were satisfied with their job.

## Sample Job Titles and Employers

Digital and Automated Investing Analyst at Wells Fargo  
Financial Assistant at KPMG US  
Intern at Acme Plating  
Structured Finance Analyst at Golub Capital

## Sample Continuing Education Choices

Masters in Applied Economics at WMU  
Masters in Business Administration at University of South Carolina

## Survey Population

	Graduates	Responses
Bachelor's	8	6 (75%)

# Entrepreneurship

100% of degree recipients were actively engaged.

	count	percent
Actively Engaged	6	100%
Employed full time	5	83%
Continuing education	1	17%

## Full-time Employment

- 100% were employed in Michigan.
- 60% had a job related to their degree.

## Sample Job Titles and Employers

Community Engagement Coordinator at United Way of the Lakeshore  
Insurance Agent at Aflac  
Manager at Cheap Charlies

## Survey Population

	Graduates	Responses
Bachelor's	9	6 (67%)

“I really appreciated my time at Western and will certainly miss the learning environment and rich culture. I only wish I had been more engaged and took advantage of more opportunities, like Starting Gate and Entrepreneurship Club, etc. My minor in Integrative Health and Wellness allowed me a well-rounded education and examination/exploration of myself, values, and beliefs.”

# Finance

**93% of degree recipients were actively engaged.**


	count	percent
<b>Actively Engaged</b>	<b>2</b>	<b>93%</b>
Employed full time	84	85%
Employed part time	2	2%
Continuing education	6	6%
<b>Not Actively Engaged</b>	<b>7</b>	<b>7%</b>
Looking for work	6	6%
Personal commitments	1	1%

## Full-time Employment

- Median salary was \$50,000 to \$55,000 (based on 39 responses).
- 83% were employed in Michigan.
- 88% had a job related to their degree.
- 93% were satisfied with their job.

## Survey Population

	Graduates	Responses
Bachelor's	123	99 (80%)



**Nate Timmons, BBA in finance, 2018**  
**Self-Employed Author**

"I am embarking on an 8-9-month journey across the United States, living out of the back of my 1985 Volkswagen, and interviewing a dad in each state. These 50 interviews will be combined into The Dad Book: 50 Dads. 50 States.

Forgoing full-time, salary opportunities with companies after college to pursue a dream of mine was not taken lightly. However, the opportunity to create something from scratch and taking a risk after college has introduced me to influential people from across the United States, something I would have otherwise never experienced. Being my 'own boss' as I get ready to embark on this journey has proven to be one of the most rewarding experiences of my life."



# Finance

---

## Sample Job Titles and Employers

A/R Accountant at GGP	Financial Analyst at Thermo Fisher Scientific
Accel Development Program Analyst at PNC	Financial Generalist at Michigan Office Solutions
Account Coordinator at Daniel Brian Advertising	Financial Professional at Design Financial Group
Account Representative at Michigan Office Solutions	Financial Representative at Northwestern Mutual
Accounting Specialist at Advia Credit Union	Financial Services Rep at Arbor Financial Credit Union
Accounts Payable Specialist at BDO USA	Investment Associate at Alliance Benefit Group of Michigan
Accounts Payable Specialist at Shinola	Investment Research Analyst at Plante Moran
Accounts Payable Specialist at Whirlpool	Manager Trainee at Enterprise Rent-A-Car
Accounts Receivable Coordinator at Hapag-Lloyd AG	Merchandise Analyst at Kohl's
Analyst at FIM Group	Mortgage Banker at Community West Credit Union
Associate Banker at Quicken Loans	Mortgage Banker at Quicken Loans
Associate Business Analyst at Dart Container	Personal Banker at Fifth Third Bank
Assurance Associate at BDO USA	Product Analyst at Dart Container
Bank Branch Manager Trainee at Mercantile Bank	Retail Bank Development Program Associate at PNC
Benefits Administrator at Allant Insurance Services	Sales Executive at Zeiler Insurance Services
Business Analyst at Financial Focus	Senior Client Solutions Specialist at PNC
Business Development at Advia Credit Union	Senior Financial Analyst at Dell EMC
Client Service Associate at Fisher Investments	Senior Representative-Financial Operations at Whirlpool
Commercial Analyst at BodyCote	Specialist-Profit Planning at Denso
Consumer Loan Servicing Specialist at Arbor Financial	Staff Accountant at Dan Melnik
Credit Analyst at Advia Credit Union	Staff Accountant at Prism Plastics
Credit Analyst at CIBC US	Staff Accountant at The Uniform Outlet
Enterprise Analyst at SMUD	Staff Auditor at Consumers Credit Union
Finance Leadership Development Program at Eaton	Staff Support Representative at Re/Max
Finance Manager at Qure	Structured Finance Analyst at Golub Capital
Financial Advisor at Plante Moran	Tax Associate at Cole Gavlus
Financial Advisor at Raymond James	Trading Services Representative at Wells Fargo
Financial Analyst at Best Buy	Underwriter at United Shore
Financial Analyst at Express	US Wealth Advisory Analyst at BlackRock
Financial Analyst at Perrigo	Wealth Management Associate at Greenleaf Trust
Financial Analyst at Rida Minning Company in Sudan	Wealth Management Sales Analyst at Crestmark, a division of
Financial Analyst at Stryker	MetaBank

## Sample Continuing Education Choices

JD at John Marshall Law School  
Masters in Business Administration at WMU

# Food and Consumer Package Goods Marketing

**98% of degree recipients were actively engaged.**

	count	percent
<b>Actively Engaged</b>	<b>57</b>	<b>98%</b>
Employed full time	56	97%
Employed part time	1	2%
<b>Not Actively Engaged</b>	<b>1</b>	<b>2%</b>
Looking for work	1	2%

## Sample Job Titles and Employers

Analyst at KeHE Distributors  
Assistant Manager at Kroger  
Assistant Property Manager at Phoenix Contracting Rental Office  
Associate Account Representative at Thomson Reuters  
Associate Analyst at Constellation Brands  
Associate Assortment and Space Analyst at Constellation Brands  
Associate Category Analyst at Hormel Foods  
Associate Pricing Analyst at Constellation Brands  
Associate Sales Representative at Breakthru Beverage  
Business Analyst at Meijer  
Carrier Development Associate at Echo Global Logistics  
Category Analyst at Acosta Sales and Marketing  
Category Analyst at Kellogg's  
Category Leadership Analyst at J.M. Smucker Company  
Category Leadership at Kraft Heinz  
Client Service Analyst at IRI  
Consumer Product Sales Representative at Hormel Foods  
E-Commerce Analyst at IRI  
E-Commerce Operations at SpartanNash  
Field Assistant Account Manager at St. John and Partners  
Fulfillment Center Associate at Amazon

## Full-time Employment

- Median salary was \$50,000 to \$55,000 (based on 36 responses).
- 46% were employed in Michigan.
- 86% had a job related to their degree.
- 92% were satisfied with their job.

Human Resources Manager at Kroger  
Inventory Analyst at Target  
Junior Assistant at Deloitte in Spain  
Leadership Program Associate at KeHE Distributors  
Logistics Account Executive at Total Quality Logistics  
National Account Manager at Nolan Transportation Group  
Operations Management Trainer at Sysco Food Service  
Operations Supervisor at J.B. Hunt  
Repack Planner at Kraft Heinz  
Retail Pricing Assistant Analyst at SpartanNash  
Retail Sales Merchandiser at SAS Retail Services  
Retail Sales Representative at The Hershey Company  
Sales Agent at New Western Acquisitions  
Sales Analyst at Wells Enterprises  
Sales Associate at Frito Lay  
Sales Associate at Mondelez International  
Sales Associate at Wells Enterprises  
Sales Representative at Kellogg's  
Sales Representative at The Hershey Company  
Senior Consumer Specialist at Kellogg's  
Senior Customer Analyst at Kellogg's

## Survey Population

	Graduates	Responses
Bachelor's	60	58 (88%)

**Karlee Hancock, BBA in food and consumer goods marketing, 2018**  
**Associate Category Analyst at Hormel Foods**

"I am part of a professional development program that rotates through three phases: retail sales, analytics, and corporate sales.

The classes and professors really prepared us for projects in our careers. The things I am doing in my job right now are exactly like the things I learned in class. Networking within the Food Marketing Association and going to career fairs got me connected with my employer.

Make the most of all the events and opportunities provided to you. Go to career fairs, RSOs, attend every networking opportunity given to you, leverage the relationships with other students and professors to get you to where you want to be."



# Human Resource Management

**93% of degree recipients were actively engaged.**

	count	percent
<b>Actively Engaged</b>	<b>52</b>	<b>93%</b>
Employed full time	46	82%
Employed part time	1	2%
Continuing education	5	9%
<b>Not Actively Engaged</b>	<b>4</b>	<b>7%</b>
Looking for work	4	7%

## Sample Job Titles and Employers

Director of Talent Search Management at HR Collaborative  
Evaluator at Performance Driven Workforce  
HR Administrative Assistant at TRMI  
HR Assistant at Human Capital  
HR Assistant at RevSpring  
HR Assistant/Recruiter at Lovejoy  
HR Associate at H&H Feed and Grain  
HR Benefits Coordinator at Meritage Hospitality Group  
HR Coordinator at Bell's Brewery  
HR Coordinator at Summit Polymers  
HR Recruiter at OnStaff  
HR Services Coordinator at Mann+Hummel  
HR Specialist at Advia Credit Union  
HR Specialist at Stryker  
Inside Sales Representative at Gerdau  
Logistics Account Executive at Total Quality Logistics

## Full-time Employment

- Median salary was \$40,000 to \$45,000 (based on 19 responses).
- 89% were employed in Michigan.
- 76% had a job related to their degree.
- 95% were satisfied with their job.

Marketing Director at PCMI Manufacturing Integration  
Operations Manager at Target  
Peer Support Specialist at Recovery Institute of Southwest Michigan  
RCD Recruiter at Randstad USA  
Recruiter at Aerotek  
Recruiter at Insight Global  
Recruiter at OnStaff  
Recruiter at StaffBright  
Recruiting Coordinator at Point B  
Resource Manager at Signature Consultants  
Sales Management Trainee at Enterprise Rent-A-Car  
Senior Human Resources Assistant at Amazon  
Staffing Coordinator and Recruiter at Xcel Staffing  
Talent Acquisition Coordinator at Kellogg's  
Training Coordinator at JBS USA

## Sample Continuing Education Choices

Masters in Business Administration at University of Northampton  
Masters in Business Administration at Wayne State University  
Masters in Business Administration at WMU  
Masters in Human Resources at Michigan State University  
Masters in Human Resources at University of Minnesota

## Survey Population

	Graduates	Responses
Bachelor's	64	56 (88%)

**Jessica Childs, BBA in human resource management, 2018  
Recruiter at Aerotek**

"I am a recruiter for Aerotek in the Washington, D.C. office on the construction, engineering and architecture division.

Tailoring your resume to the specific opportunity helps show your particular interest in that company and position, even if it's just changing a few keywords in your objective/summary statement."

"I could not have chosen a better university to prepare me and help me stand out upon graduation."



# Integrated Supply Management

94% of degree recipients were actively engaged.

	count	percent
<b>Actively Engaged</b>	<b>76</b>	<b>94%</b>
Employed full time	74	91%
Employed part time	1	1%
Continuing education	1	1%
<b>Not Actively Engaged</b>	<b>5</b>	<b>6%</b>
Looking for work	4	5%
Personal commitments	1	1%

“The ISM program was great. All of the professors in my major made my education a great experience.”

## Full-time Employment

- Median salary was \$55,000 to \$60,000 (based on 52 responses).
- 59% were employed in Michigan.
- 99% had a job related to their degree.
- 96% were satisfied with their job.

## Survey Population

	Graduates	Responses
Bachelor's	97	81 (84%)



**Edward Mulford, BBA in integrated supply management, 2018**  
**Staff Consultant at Baker Tilly**

“I help with the digitalization of manufacturing organizations through cloud-based ERP solutions and process enhancements. At a high level, this means implementing an Internet-based software that manages the data between all of the functional areas (accounting, production, sales, purchasing, etc.) needed to operate their business with transparency and flexibility.”

Mentorship had the biggest impact on my life. By learning from successful people about what to focus on and what things to avoid, I was able to start defining and going after my own dreams. The best mentors never answered my questions, but rather helped me refine and answer them myself. Instead of 'What job/career should I go into?' I learned to ask 'What problems do I want to be able to solve?' Through internships, studying abroad, and being very involved on WMU's campus I met a lot of inspirational people.”

# Integrated Supply Management

## Sample Job Titles and Employers

Account Representative at ZF TRW	Logistics Analyst at Ryder System
Air Freight Customer Service at Panalpina in Saudi Arabia	Logistics and Operations Manager at Werner Enterprises
Analyst at DTE Energy	Logistics Specialist at Kroger
Area Manager at Amazon	Operations and Logistics Specialist at Mid-City Supply
Associate Buyer at Inteva Products	Operations Leadership Development Program at Stanley Black and Decker
Associate Transportation Planner at Haworth	Operations Management Development Program at Navistar
Business Analyst at Marathon Petroleum	Operations Manager in Training at Patrick Industries
Business Development Representative at J.B. Hunt	Operations Supervisor at J.B. Hunt
Buyer at Amerisource	Operations/Procurement at All-Phase Electric Supply
Buyer at Flowserve	POC-Buyer at Rolls Royce North America
Buyer at General Dynamics Land Systems	Procurement Analyst at Zentis
Buyer at General Motors	Procurement Business Representative at Marathon Petroleum
Buyer at Honda	Procurement Specialist at L3 Technologies
Buyer at Kadant Johnson	Project Specialist at Cisco
Buyer/Analyst at CNH Industrial	Purchaser at Honda
Buyer-Indirect Procurement at AAM-American Axle	Purchasing Assistant at Roush
Commodity Specialist at Haworth	Purchasing Project Coordinator at Denso
Consultant at Baker Tilly	Repack Planner at Kraft Heinz
Consultant at Foresight Consulting in China	Sales and Operations Planning Analyst at Perrigo
Contract Specialist-Surgery at Bronson	Sales Operations Account Executive at Echo Global Logistics
FCG Buyer at Ford Motor Company	Sales Representative at Dell Technologies
General Manager at American Inks and Technology	Sourcing Analyst at Navistar
Global Purchasing and Supply Chain TRACK Rotational Program at General Motors	Sourcing Specialist at Gast Manufacturing
Global Purchasing Coordinator at Linimar McLaren	Strategic Sourcing Specialist at CNH industrial
Global Strategic Sourcing-Project Management at Whirlpool	Supply Chain Analyst at Federal-Mogul Motorparts
Inventory Analyst at Target	Supply Chain Rotational Program at Kellogg's
Inventory Specialist at Great Lakes Coca-Cola Bottling	Supply Chain Trainee at Parker Hannifin
Leadership Program Associate at KeHE Distributors	Team Lead at Stryker
Leadership Supply Chain Management Program at Kohler	TRACK Rotational Program at General Motors
Logistics Analyst at Atkore International	

## Sample Continuing Education Choices

Masters in Business Administration at WMU



# Management

**93% of degree recipients were actively engaged.**

	count	percent
<b>Actively Engaged</b>	<b>76</b>	<b>93%</b>
Employed full time	68	83%
Employed part time	1	1%
Continuing education	5	6%
Military service	2	2%
<b>Not Actively Engaged</b>	<b>6</b>	<b>7%</b>
Looking for work	6	7%

## Sample Job Titles and Employers

Account Executive at Commonwealth  
 Account Manager at Hilti  
 Account Manager at Nolan Transportation Group  
 Analyst at Utica Leasco  
 Analyst II at Bayer Healthcare  
 Associate Account Manager at Collabera  
 Audit Associate at Crowe Horwath  
 Category Analyst at Kellogg's  
 CEO at Aspiras Foundation in Dominican Republic  
 Civil Affairs Specialist in the U.S. Army Reserves  
 Client Manager at Flying Tiger Consulting  
 Continuous Improvement Manager at Whirlpool  
 Director at The Point  
 Director of Operations at Sign Impressions  
 Estimating Coordinator at Roncelli  
 General Manager at Market 22  
 HR Operations Continuous Improvement Lead at Whirlpool  
 Lean Lead for Continuous Improvement at Whirlpool  
 Management Trainee at Mastercraft

## Full-time Employment

- Median salary was \$35,000 to \$40,000 (based on 30 responses).
- 81% were employed in Michigan.
- 78% had a job related to their degree.
- 94% were satisfied with their job.

Manager at Blue Cord Logistic Strategies  
 Manager at Edward Rose and Sons  
 Manager at My Orek Store  
 Merchandiser Supervisor at IHS Distributing  
 Operations Assistant at WMU  
 Production Supervisor at Faurecia  
 Production Supervisor at Outerwears  
 Quality Analyst at Auto-Owners Insurance  
 Quality Assurance Technician at Perrigo  
 Quality Technician at DePuy Synthes Companies  
 Relationship Manager at Alraedah Finance in Saudi Arabia  
 Sales Development Representative at MathWorks  
 Senior Corporate Inventory Control Analyst at Whirlpool  
 Specialist-Analytics and Delivery at KPMG US  
 State Marksmanship Coordinator at MI Army National Guard  
 Supervisor at Griffin Pest Solutions  
 Technical Recruiter at TEKsystems  
 Trade Sales Consultant at Pella Corporation  
 Value Stream Operations at Whirlpool

## Sample Continuing Education Choices

JD at WMU Cooley Law School  
 Masters in Business Administration at WMU

Masters in Management at WMU  
 Masters in Orientation and Mobility at WMU

## Survey Population

	Graduates	Responses
Bachelor's	120	82 (68%)

**Timothy Johnson, BBA in management, 2018**  
**Analyst II at Bayer Healthcare**

"I serve cross-functionally on three teams: processing rebates for government Medicaid programs, managing contract membership for Bayer's radiology business, and managing retail-facing contract pricing of Bayer's consumer healthcare portfolio.

I am an advocate for on-campus jobs or internships. Working on campus forces you to operate outside of your comfort zone within the confines of a job responsibility while also exploring the benefits of campus involvement."



# Marketing

## 96% of degree recipients were actively engaged.

	count	percent
<b>Actively Engaged</b>	<b>94</b>	<b>96%</b>
Employed full time	89	91%
Employed part time	1	1%
Continuing education	4	4%
<b>Not Actively Engaged</b>	<b>4</b>	<b>4%</b>
Looking for work	3	3%
Personal commitments	1	1%

## Full-time Employment

- Median salary was \$35,000 to \$40,000 (based on 40 responses).
- 82% were employed in Michigan.
- 70% had a job related to their degree.
- 79% were satisfied with their job.



**Blake Andrews, Bachelor of Business Administration in marketing, 2018 Account Specialist at Quicken Loans**

"I start the mortgage loan process over the phone by verifying information.

Constantly working on my people skills helped me the most; it's a skill you'll always need in life.

Internships definitely help with deciding on a career path because they allow you to actually see what the job is like and what the atmosphere is like to give you a good feel of if it's something that fits you."

## Sample Job Titles and Employers

Account Exec at Advantage and Brand Experience Agency  
 Account Executive at The Detroit Red Wings  
 Account Manager at ESV Digital  
 Account Specialist at Quicken Loans  
 Advertising Coordinator at SpartanNash  
 Brand Manager at Red Bull  
 Broker at Coyote Logistics  
 Business Representative at H.A. Automotive  
 Carrier Sales Representative at C.H. Robinson  
 Category Assistant at SpartanNash  
 Digital Marketing at Bissell  
 Director of Communication at LaGrange County Visitors Bureau  
 Director of Marketing and Development at Boulware Mission  
 Director of Sales and Marketing at Cultured Love  
 Event Manager at iHeartMedia  
 Information Governance Strategist at ZL Technologies  
 Inside Sales Representative at Schindler Elevator Corporation  
 Junior Analyst at Carat  
 Junior Marketing Specialist at Accelerate  
 Management Trainee at All-Phase Electric Supply  
 Marketing Specialist at Lincoln Township Public Library

Marketing and Volunteer Coordinator at Boys and Girls Club  
 Marketing Assistant at Marhar Snowboards  
 Marketing Assistant at WMU  
 Marketing Associate at Midwest Recreation Products  
 Marketing Associate at Miller-Davis  
 Marketing Coordinator at Flexfab  
 Marketing Coordinator at Special-Lite  
 Marketing Manager at Redtail 412  
 Marketing Product Coordinator at Comcast NBCUniversal  
 Marketing Specialist at API  
 Marketing Strategy Associate at Quicken Loans  
 Media Buying Specialist at Blue Wheel Media  
 National Account Manager at Coyote Logistics  
 Online Marketing Consultant at Townsquare Interactive  
 Quality Assurance at Marckevision  
 Quantitative Associate at C+R Research  
 Regional Manager at Pro-Vision Video Systems  
 Sales Account Executive at Detroit Red Wings  
 Social Media Manager at Sports Addix  
 Talent Acquisition Coordinator at Kellogg's

## Sample Continuing Education

JD at Michigan State University  
 Masters in Business Administration at University of South Carolina  
 Masters in Educational Leadership at WMU

## Survey Population

	Graduates	Responses
Bachelor's	120	98 (82%)




# Sales and Business Marketing

99% of degree recipients were actively engaged.

	count	percent
<b>Actively Engaged</b>	81	<b>99%</b>
Employed full time	81	99%
<b>Not Actively Engaged</b>	1	<b>1%</b>
Looking for work	1	1%

## Full-time Employment

- Median salary was \$50,000 to \$55,000 (based on 47 responses).
- 65% were employed in Michigan.
- 96% had a job related to their degree.
- 100% were satisfied with their job.



**Sam Willard, BBA in sales and business marketing, 2018**  
**Retail Sales Consultant at Pella Doors and Windows**

"I work with customers looking to replace their current doors and windows and I use a consultative sales approach to find the best product for their specific situation.

I was the President of the American Marketing Association at WMU as well as a competitor for the National Collegiate Sales Competition. Each of these experiences allowed me to network with fellow students, prospective employers, and supportive faculty members.

Take time to evaluate your prospective job offers and really make sure that it's the right fit for you. Don't just follow the money, look for something that excites you."

## Survey Population

	Graduates	Responses
Bachelor's	94	82 (87%)



**Marissa Bruno, BBA in sales and business marketing, 2018**  
**Sales Executive at CH Robinson**

"My role is to grow our business primarily through prospecting, generating sales leads, soliciting new accounts, increasing the services on current accounts, and selling all of C.H. Robinson's transportation services.

The most rewarding part is seeing how much my major has taught me, and being able to apply everything I learned in our sales program in real life. I feel so ahead of all the other new hires.

Being extremely involved within the business college helped me prepare more for my career than anything. I was lucky enough to be a part of four RSO's and on the executive board for two of them.

Don't wait until the last minute to start looking for jobs. Take the time as soon as you start sophomore/junior year to look for an internship in your field. It's much easier to secure a job, and figure out what you want to do after doing a couple internships. Plus, it gives you the leg up over other applicants when you start looking for full time jobs."

# Sales and Business Marketing

## Sample Job Titles and Employers

Account Executive at Brooksource  
Account Executive at Harris Marketing Group  
Account Executive at United Shore  
Account Manager at Collabera  
Account Manager at Nolan Transportation  
Account Manager at North American Plastics  
Account Manager at Optio Data  
Account Manager at The Materials Group  
Account Manager at UPS  
Account Representative at CDW-G  
Account Representative at Thomson Reuters  
Associate Account Manager at Collabera  
Associate Account Representative at Thomson Reuters  
Associate District Manager at ADP  
Branch Relationship Banker at Huntington National Bank  
Brand Ambassador at Media Star Promotions  
Business Development Representative at Oracle-NetSuite  
Business Development Representative at ZoomInfo  
Business Development Specialist at Ameriprise Financial  
Campaign Manager at Flypaper  
Carrier Development Associate at Echo Global Logistics  
Carrier Sales Representative at Coyote Logistics  
Financial Services Advisor at MassMutual  
Frito Lay Sales Associate at PepsiCo  
Instructor at I.E.S. San Lorenzo in Spain  
IT Recruiter at Recruitment Management Consultants  
Junior Account Executive at Yelp  
Logistics Sales Account Executive at Schneider  
Mortgage Banker at Quicken Loans  
MSE Account Executive at Gartner

National Account Manager at Coyote Logistics  
National Account Manager at Nolan Transportation Group  
Neurological Primary Care Sales Representative at Eli Lilly  
Partner at Aruza Marketing  
Real Estate Specialist at Berkshire Hathaway HomeServices  
Recruiter at Aerotek  
Recruiter at Insight Global  
Retail Sales Consultant at Pella Doors and Windows  
Sales Account Manager at Energy Products  
Sales Associate at Align Technology  
Sales Associate at Fastenal  
Sales Associate at VelocityEHS  
Sales at ADP  
Sales at Chuan cai Fang Group  
Sales Consultant at Qualtrics  
Sales Consultant at Staples Business Advantage  
Sales Development Representative at Whirlpool  
Sales Engineer at JH Bennett  
Sales Executive at C.H. Robinson  
Sales Leadership Development Program at Graphic Packaging  
Sales Representative at Kellogg's  
Sales Representative at Rankin Biomedical  
Sales Representative at SHI International  
Service Sales Representative at Cintas  
Showroom Sales Trainee at Ferguson  
Solutions Specialist at Verizon  
Technical Recruiter at Insight Global  
Territory Manager at Ecolab  
Warehouse Manager at Overhead Door Company



### **Rafael Martinez, Bachelor of Business Administration in sales and marketing, 2018 National Account Manager at Coyote Logistics**

"I work in a fast-paced environment where I'm developing and managing my own portfolio of carriers that want to help Coyote move inventory for shippers of all industries and sizes in the most cost-effective way. The most rewarding part for me is the feeling of making a huge impact for shippers and my carriers across the United States.

My summer internship before my senior year helped me build confidence on the phone. I was very nervous to start selling on the phone for the first time, but making phone calls is critical to succeed in sales.

Do research on the companies you're interested in and reach out to those that have interned or currently work for them to hear their experiences and ask questions about the position you're applying for. You want to land a job for a company you're going to enjoy working for."

# Health and Human Services



**College of Health  
and Human Services**

WESTERN MICHIGAN UNIVERSITY

Alcohol and Drug Abuse .....	169
Blindness and Low Vision Studies .....	170
Integrative Holistic Health and Wellness .....	171
Interdisciplinary Health Sciences .....	172
Interdisciplinary Health Services .....	173
Nursing .....	174
Occupational Therapy .....	176
Physician Assistant.....	178
Social Work.....	179
Speech Pathology and Audiology .....	181

# Health and Human Services

## Post-Graduation Activity

90% of all Health and Human Services graduates were actively engaged.

	All degrees		Undergraduate degrees		Graduate degrees	
	count	percent	count	percent	count	percent
<b>Actively Engaged</b>	<b>621</b>	<b>90%</b>	<b>339</b>	<b>93%</b>	<b>282</b>	<b>88%</b>
Employed full time	415	60%	157	43%	258	81%
Employed part time	16	2%	10	3%	6	2%
Continuing education	186	27%	169	46%	17	5%
Military service	3	0.4%	2	1%	1	0.3%
Volunteering full time	1	0.2%	1	0.3%		
<b>Not Actively Engaged</b>	<b>65</b>	<b>10%</b>	<b>27</b>	<b>7%</b>	<b>38</b>	<b>12%</b>
Looking for work	54	8%	22	6%	32	10%
Personal commitments	11	2%	5	1%	6	2%

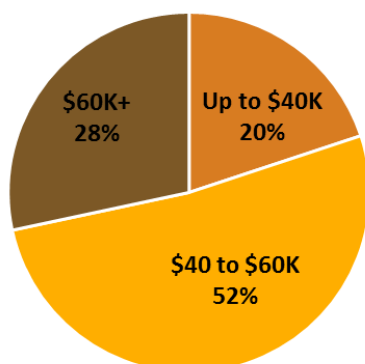
## Survey Population

The Post-Graduation Activity Survey was sent to all of the 878 students who earned a degree from the College of Health and Human Services between August 2017 and June 2018.

	Graduates	Responses
<b>All Health and Human Services degrees</b>	<b>878</b>	<b>686</b>
Bachelor's	505	366
Master's	329	281
Doctoral	14	14
Post baccalaureate Certificate	30	25

## Salary Ranges for Full-Time Employment

	25 <sup>th</sup> percentile	50 <sup>th</sup> percentile Median	75 <sup>th</sup> percentile	Number of Responses
<b>All CHHS</b>	<b>\$40,000-\$45,000</b>	<b>\$50,000-\$55,000</b>	<b>\$60,000-\$65,000</b>	198
Undergraduate	\$36,250-\$41,250	\$50,000-\$55,000	\$55,000-\$60,000	82
Graduate	\$40,000-\$45,000	\$50,000-\$55,000	\$65,000-\$70,000	116



"WMU gave me a solid foundation for my future. Without this university I would not have gained the skills or confidence I have now. I received my dream job months before I actually graduated, and I feel prepared for my next step."

# Health and Human Services – All

## Full-time Employment

- **Median salary** for all degree recipients in CHHS was **\$50,000 to \$55,000** (based on 198 responses).
- **93%** had a job **related** to their degree.
- **91%** were **satisfied** with their job.
- **78%** had a job in **Michigan**.

## Top Employers

Beaumont Health	CentraCare	McLaren
Bethany Christian Services	Grace Health	Munson Medical Center
Borgess	HealthWest	Pine Rest
Bronson	Hope Network	Spectrum Health
Calhoun ISD	InterAct of Michigan	State of Michigan
Catholic Charities West MI	Lakeland Health	U.S. Department of VA

## Continuing Education

- **27%** of CHHS respondents are pursuing further education after graduating from WMU.
- After graduation, 80% are pursuing masters degrees, 6% are studying for licensure or board exam, 4% are pursuing a certification program or licensure, 3% doctoral degrees, 3% bachelors degrees, 2% professional schools, 1% associate degrees, and 1% additional classes.
- 81% are continuing education at WMU, and the remaining 19% will attend 19 different institutions.

## Experiential Education

- **85%** had an internship, co-op, practicum, or field experience where they applied what they were learning in the classroom.
- **60%** had a job (full time or part time; on or off campus) where they applied what they were learning in the classroom.
- **44%** worked on a project that took a semester or more to complete (e.g., capstone, senior design).
- **23%** were very active in extracurricular activities and organizations (e.g., leadership role, or involved in multiple organizations such as RSO, intramurals, club sports, or volunteerism).

**97% of CHHS degree recipients completed at least one experiential education activity.**

## Top Internship Employers

Bethany Christian Services	Communities in Schools	Lakeland Health	Samaritas
Borgess	Dept. of HHS	Marion R Spears OT Clinic	SOAR
Bronson	Heartland Healthcare	Mary Free Bed Rehabilitation	Spectrum Health
CDS	Kalamazoo Psych Hospital	Mel Trotter Ministries	University of Michigan
Center for Disability Services	Kalamazoo Public Schools	NovaCare Kids	WMU
Cherry Health	Kalamazoo RESA	Pine Rest	WoodsEdge Learning Center

## Experiences at WMU

- **98%** had at least one instructor who made them excited about learning.
- **92%** felt that their instructors cared about them as a person.
- **71%** had a mentor who encouraged them to pursue their goals and dreams.
- **92%** said that their education and experience as a student at WMU prepared them for their profession.

# Health and Human Services – Undergraduate

---

## Full-time Employment

- **Median salary** for undergraduate degree recipients in CHHS was **\$50,000 to \$55,000** (based on 82 responses).
- **89%** had a job **related** to their degree.
- **89%** were **satisfied** with their job.
- **88%** had a job in **Michigan**.

## Top Employers

AppleTree Early Care and Preschool  
Beaumont Health  
Borgess  
Bronson  
Henry Ford Health System  
Lakeland Health  
Meridian Health Plan

Munson Medical Center  
Spectrum Health  
St. John Hospital and Medical Center  
Streamline Healthcare Solutions  
Trinity Health  
University of Michigan Hospital  
YMCA

## Experiential Education

- **73%** had an internship, co-op, practicum, or field experience where they applied what they were learning in the classroom.
- **67%** had a job (full time or part time; on or off campus) where they applied what they were learning in the classroom.
- **32%** worked on a project that took a semester or more to complete (e.g., capstone, senior design).
- **43%** were very active in extracurricular activities and organizations (e.g., leadership role, or involved in multiple organizations such as RSO, intramurals, club sports, or volunteerism).

---

**97% of CHHS undergraduates completed at least one experiential education activity.**

## Experiences at WMU

- **95%** had at least one instructor who made them excited about learning.
- **87%** felt that their instructors cared about them as a person.
- **68%** had a mentor who encouraged them to pursue their goals and dreams.
- **85%** said that their education and experience as a student at WMU prepared them for their profession.

---

“WMU became a home for me in the time that I spent at school. The community aspect of the university gave me many opportunities to get involved in leadership, work, and gain real-life experience that will benefit me post-grad.”

---

# Health and Human Services – Graduate

---

## Full-time Employment

- **Median salary** for graduate degree recipients in CHHS was **\$50,000 to \$55,000** (based on 116 responses).
- **96%** had a job **related** to their degree.
- **93%** were **satisfied** with their job.
- **72%** had a job in **Michigan**.

## Top Employers

Beaumont Health	InterAct of Michigan
Bethany Christian Services	Lakeland Health
Bronson	McLaren
Calhoun Intermediate School District	Pine Rest
Catholic Charities West Michigan	Spectrum Health
CentraCare	State of Michigan
Grace Health	U.S. Department of Veterans Affairs
HealthWest	

## Experiential Education

- **93%** had an internship, co-op, practicum, or field experience where they applied what they were learning in the classroom.
- **60%** had a job (full time or part time; on or off campus) where they applied what they were learning in the classroom.
- **52%** worked on a project that took a semester or more to complete (e.g., capstone, senior design).
- **31%** were very active in extracurricular activities and organizations (e.g., leadership role, or involved in multiple organizations such as RSO, intramurals, club sports, or volunteerism).

---

**98% of CHHS graduate degree recipients completed at least one experiential education activity.**

## Experiences at WMU

- **99%** had at least one instructor who made them excited about learning.
- **92%** felt that their instructors cared about them as a person.
- **72%** had a mentor who encouraged them to pursue their goals and dreams.
- **92%** said that their education and experience as a student at WMU prepared them for their profession.

---

“I had the most incredible experience at WMU. From day one on campus I felt valued as a student and person. I had opportunities to be learner centered, discovery driven, and globally engaged. I met the most wonderful and diverse group of students and faculty. I felt supported each step of the way.”

---



# Alcohol and Drug Abuse

95% of degree recipients were actively engaged.

	count	percent
<b>Actively Engaged</b>	<b>19</b>	<b>95%</b>
Employed full time	18	90%
Continuing education	1	5%
<b>Not Actively Engaged</b>	<b>1</b>	<b>5%</b>
Looking for work	1	5%

## Full-time Employment

- Median salary was \$40,000 to \$45,000 (based on 7 responses).
- 100% were employed in Michigan.
- 94% had a job related to their degree.
- 88% were satisfied with their job.

## Sample Job Titles and Employers

Addiction Counselor at NuPoint  
Case Manager at Douglass Community Association  
Clinical Services Supervisor at HealthWest  
Clinical Therapist at Ottagan Addictions Recovery  
Clinical Therapist at Pine Rest  
Counselor at Catholic Human Services  
Counselor at Counseling Centers  
Counselor at Family Outreach Center  
Direct Care Worker at Turning Leaf  
Drug Court Case Manager at 9th Circuit Court  
Foster Care/Service Specialist at State of Michigan  
Health Care Assistant at Community Healing Center  
Substance Abuse Clinician at InterAct of Michigan  
Therapist at Saginaw Psychological Services  
Therapist at Strong Therapy and Community Support  
Treatment Technician at Growth Works

## Sample Continuing Education Choices

Masters in Spirituality, Culture, and Health at WMU

## Survey Population

	Graduates	Responses
Certificate	24	29 (83%)

# Blindness and Low Vision Studies

**90% of degree recipients were actively engaged.**

	count	percent
<b>Actively Engaged</b>	<b>28</b>	<b>90%</b>
Employed full time	27	87%
Continuing education	1	3%
<b>Not Actively Engaged</b>	<b>3</b>	<b>10%</b>
Looking for work	3	10%

## Full-time Employment

- Median salary was \$50,000 to \$55,000 (based on 18 responses).
- 27% were employed in Michigan.
- 96% had a job related to their degree.
- 84% were satisfied with their job.

## Sample Job Titles and Employers

Access Technology Specialist at Lighthouse Louisiana  
Adult Program Specialist at Lighthouse of the Big Bend  
Blind Rehabilitation Specialist at Edward Hines Jr. VA Hospital  
Blind Rehabilitation Specialist at Southern Arizona VA Health Care System  
Blind Rehabilitation Specialist at U.S. Dept. of Veterans Affairs  
Clinical Instructor at Calvin College Rehabilitation Services  
Early Intervention PT Early Childhood Services at Washtenaw ISD  
Orientation and Mobility Specialist at Delta Schoolcraft ISD  
Orientation and Mobility Specialist at Birmingham VA Hospital  
Orientation and Mobility Specialist at Cincinnati Association for the Blind and Visually Impaired  
Orientation and Mobility Specialist at Columbia Lighthouse for the Blind

Orientation and Mobility Specialist at Macomb ISD  
Orientation and Mobility Specialist at SD Rehabilitation Center for the Blind  
Rehabilitation Instructor at Vision Loss Resources  
Rehabilitation Teacher at State of Michigan  
Rehabilitation Therapist at Association for the Blind and Visually Impaired  
Teacher for the Visually Impaired/Orientation and Mobility Specialist at CESA 1  
Teacher of the Blind and Visually Impaired at Goodhue County Education District  
Vision Rehabilitation Therapist/Orientation and Mobility Specialist at Lighthouse of SWFL  
Vocational Rehabilitation Counselor at Michigan Bureau of Services for Blind Persons

## Survey Population

This report includes data from students in Orientation/Mobility for Children, Orientation and Mobility, Vision Rehabilitation Therapy.

	Graduates	Responses	
Master's	37	31	(84%)

"The program prepares students for actual field work and success in the profession. Instructors are flexible in helping me to reach goals and achieve objectives. I felt there was immediate feedback when needed and response from instructors."



**Nancy Honse, MA in vision rehabilitation therapy, 2017  
Independent Living Skills Teacher at Ohio State School for the Blind**

"I teach students the skills they need to live independently. Those skills include cooking, cleaning, budgeting, organization, home maintenance, hygiene, social skills and self-advocacy. It is wonderful to watch my students accomplish something they never thought they could.

I am fortunate enough to work in a school setting and focus on daily living skills. This position really ties all of my education together. I would encourage anyone pursuing a TVI and/or VRT to gain experience working with individuals with visual impairments. In addition, don't expect everyone to learn the same way."

# Integrative Holistic Health and Wellness 16-17 and 17-18

78% of degree recipients were actively engaged.

	count	percent
<b>Actively Engaged</b>	<b>7</b>	<b>78%</b>
Employed full time	3	34%
Employed part time	2	22%
Continuing education	2	22%
<b>Not Actively Engaged</b>	<b>2</b>	<b>22%</b>
Looking for work	2	22%

## Full-time Employment

- 100% were employed in Michigan.
- 100% had a job related to their degree.
- 100% were satisfied with their job.

## Sample Job Titles and Employers

Counselor at Taliaferro Mental Health Center  
Doctor of Optometry at Self-IRIS Holistic Eye Care  
Outpatient Therapy Supervisor at Samaritas

## Sample Continuing Education Choices

Doctorate in Counseling Psychology at WMU  
Masters in Spirituality, Culture, and Health at WMU

## Survey Population for 2016-17 and 2017-18

	Graduates	Responses
Certificate	10	9 (90%)

# Interdisciplinary Health Sciences

100% of degree recipients were actively engaged.

	count	percent
<b>Actively Engaged</b>	<b>7</b>	<b>100%</b>
Employed full time	6	86%
Military service	1	14%

## Full-time Employment

- Median salary was \$85,000 to \$90,000 (based on 5 responses).
- 57% were employed in Michigan.
- 86% had a job related to their degree.
- 100% were satisfied with their job.

## Sample Job Titles and Employers

Assistant Professor at Central Michigan University  
Assistant Professor at Western Illinois University  
Assistant Professor of Nursing at Davenport University  
National Executive Director at Love in the Name of Christ  
Nurse Practitioner at Village Health Family and Urgent Care  
Physical Therapist at Mid-Michigan Medical Center  
Physician Assistant in the U.S. Army in Hawaii  
School Social Worker at Comstock Public Schools  
Tenured Faculty at Syiah Kuala University in Indonesia

"The IHS PhD faculty were amazing! They pushed me to work hard and challenged me to learn new and complex information on a regular basis. They truly have the balance of support and challenge mastered! A great program for anyone looking to pursue a research doctorate in healthcare!"

## Survey Population

	Graduates	Responses
Doctoral	7	7 (100%)



**Sharon Long, Ph.D. in interdisciplinary health sciences, 2018**

**Assistant Professor Nursing at Davenport University and Family Nurse Practitioner**

"I teach nursing to undergraduate students at Davenport. I teach pharmacology, nutrition, health assessment, evidence-based nursing practice and a variety of lab classes. I also work as a Family Nurse Practitioner (FNP) one day a week at Village Health Urgent and Family Care, where I precept Master's of Nursing students pursuing their FNP certification and Physician Assistant students.

Networking with classmates and staying in touch with professors is the most important while at WMU. Having a core group of friends to support you, struggle with you and rejoice with you is very important. Reaching out for resources is important. Do not be embarrassed if you do not know something. Your instructors want you to be successful, but you have to work for it and be motivated. A big factor that pushed me through dissertation was the Dissertation Cafe' offered by the Graduate College."

# Interdisciplinary Health Services

**92% of degree recipients were actively engaged.**

	count	percent
<b>Actively Engaged</b>	<b>114</b>	<b>92%</b>
Employed full time	50	40%
Employed part time	5	4%
Continuing education	59	48%
<b>Not Actively Engaged</b>	<b>10</b>	<b>8%</b>
Looking for work	6	5%
Personal commitments	4	5%

## Sample Job Titles and Employers

Activities Associate at Bronson  
 Administrative Assistant at New Friends Memory Care  
 Administrative Assistant at Priority Health  
 Business Office Supervisor at Mercy Health  
 Care Coordinator at Meridian Health Plan  
 Client Service Manager at Centria Healthcare  
 Client Support Specialist at Streamline Healthcare Solutions  
 Clinical Informatics and Data Analyst at Ascension  
 Corporate Trainer at U.S. Medical Management  
 COTA at Heritage Community of Kalamazoo  
 Counselor at Northland Family Planning  
 Crisis Worker at Gryphon Place  
 Dietary Aide at Trinity Health  
 Diversity and Inclusion Assistant at Bronson  
 Donor Support Technician at CSL Plasma  
 Emergency Medical Technician at Life EMS  
 Employee Relations Coordinator at CSM Group  
 Health Literacy Navigator at Kalamazoo Literacy Council  
 Home Health Aide at Integrity Back and Brain  
 Infection Prevention and Control at Borgess  
 Intern at Gryphon Psychology

## Full-time Employment

- Median salary was \$35,000 to \$40,000 (based on 13 responses).
- 89% were employed in Michigan.
- 76% had a job related to their degree.
- 86% were satisfied with their job.

Intern at NovaCare Rehabilitation  
 Intern at YMCA  
 Manager at Beacon Specialized Living  
 Manager at John Ganton's Countryside Retirement Community  
 Medical Assistant at NorthShore University Health System  
 Member Benefits Manager at Diplomat Specialty Pharmacy  
 Nurse Assistant at Beaumont Health  
 Patient Care Advocate at Borgess  
 Patient Service Specialist at NovaCare Kids  
 Program Facilitator and Outreach Worker at Prevention Works  
 QO Professional at Pfizer  
 Receptionist at New Oakland Family Services  
 Rehabilitation Aide at Hope Network  
 Sales Representative at Thermo Fisher Scientific  
 Speaker Bureau Coordinator at JB Ashtin  
 Staff at Center for Disability Services  
 Supervisor at Meals on Wheels  
 Surgery Scheduler at Bronson  
 System Manager for Patient Access at Bronson  
 Utilization Management Care Coordinator at Meridian Health

## Sample Continuing Education Choices

Bachelor in Nursing at Madonna University  
 Bachelor in Nursing at Oakland University  
 Bachelor in Nursing at Wayne State University  
 Certification in Nursing Home Administrator at Madonna University  
 Doctorate in Counseling Psychology at Loyola Univ. Chicago  
 Doctorate in OT at Grand Valley State University  
 Masters in Business Administration at WMU  
 Masters in Healthcare at Wayne State University  
 Masters in OT at Eastern Michigan University

Masters in OT at Wayne State University  
 Masters in OT at WMU  
 Masters in Orientation and Mobility at WMU  
 Masters in PA at Baldwin Wallace University  
 Masters in PA at WMU  
 Masters in Psychology at WMU  
 Masters in Public Administration at WMU  
 Masters in Public Health at Wayne State University  
 Masters in Vision Rehabilitation Therapy at WMU

## Survey Population

	Graduates	Responses
Bachelor's	184	124 (67%)

"I've learned so much about myself and others. I have grown and met some wonderful people that have made the experience better."

# Nursing

**96% of undergraduates and 100% of graduate degree recipients were actively engaged.**

	Undergraduate degrees (2017-18)		Graduate degrees (2016-17 and 2017-18)	
	count	percent	count	percent
<b>Actively Engaged</b>	<b>90</b>	<b>96%</b>	<b>9</b>	<b>100%</b>
Employed full time	83	88%	9	100%
Employed part time	2	2%		
Continuing education	4	4%		
Military service	1	1%		
<b>Not Actively Engaged</b>	<b>4</b>	<b>4%</b>		
Looking for work	4	4%		

## Full-time Employment

- Median salary for undergraduate degrees was \$55,000 to \$60,000 (based on 58 responses from 2017-18).
- Median salary for graduate degrees was \$70,000 to \$75,000 (based on 7 responses from 2016-17 and 2017-18).
- 88% were employed in Michigan.
- 99% had a job related to their degree.
- 95% were satisfied with their job.

“WMU allowed me to have many experiences through clubs, organizations and events for students. Living on campus for all four years of my undergraduate career really helped me to connect to WMU and the various opportunities it offered. I feel very welcome at WMU and I have felt so from the start.”

## Survey Population

	Graduates	Responses	
All degrees	146	103	(70%)
Bachelor's	137 (2017-18)	94	(69%)
Master's	9 (2016-17 and 2017-18)	9	(100%)



**Riley Prentice, Bachelor of Science in nursing, 2018  
Registered Nurse – Cardiology at Bronson**

“The most rewarding part of my job is the knowledge that what I am doing in my 12-hour shift is helping improve patients’ outcomes and overall health.

During school I worked on campus, and it was an incredibly rewarding experience. Working on campus taught me to better balance my work, school, and social life because they were centered around Western’s campus. The department that I worked for was especially helpful with my career development by giving me the skills in interviewing and applying for jobs, which I used in applying for my position as a nurse extern in my last year of school.

I highly recommend getting an externship in your field. I was offered a position on my unit because of my experience on there, as an extern. It is possible to balance the work with nursing school, it’s challenging, but so rewarding.”

# Nursing

---

## Sample Job Titles and Employers

Cardiac Critical Care Nurse at Borgess	Registered Nurse at Atrium Health
Cardiac ICU Nurse at Borgess	Registered Nurse at Borgess
Clinical Manager at Fresenius Kidney Care	Registered Nurse at Bronson
Critical Care Nurse Resident at Munson Medical Center	Registered Nurse at Covenant HealthCare
Director of Resident Care at The Whitcomb	Registered Nurse at Ellen Thiesen
Emergency Department RN at Hillsdale Hospital	Registered Nurse at Henry Ford Health System
Graduate Nurse at Borgess	Registered Nurse at Hospice Care of Southwest Michigan
Graduate Nurse at Bronson	Registered Nurse at Lakeland Health
Graduate Nurse at Penn State Health Milton S. Hershey Medical Center	Registered Nurse at Michigan Medicine
Graduate Nurse at Trinity Health	Registered Nurse at Munson Medical Center
Graduate Nurse-Trauma/Burn/Surgical ICU at Bronson	Registered Nurse at Northwestern Memorial Hospital
Home Health Aide at Michigan Personalized Home Care	Registered Nurse at Pine Rest
Manager of Patient Safety and Quality at Bronson	Registered Nurse at Spectrum Health
Neurosurgical RN at Florida Hospital	Registered Nurse at St. John Hospital and Medical Center
Nurse at Borgess	Registered Nurse at Talemec
Nurse at Bronson	Registered Nurse at Tenet
Nurse at Henry Ford Health System	Registered Nurse at University of Michigan Hospital
Nurse at Lakeland Care Network	Registered Nurse at Wake Forest Baptist Hospital
Nurse at Mercy Health Saint Mary's	Registered Nurse in the U.S. Army
Nurse at Moffit Cancer Center	Registered Nurse-Critical Care Float Pool at Bronson
Nurse at Reliant Home Care	Surgical Nurse at Holland Hospital
Nurse at Smile Savers	Trauma/Surgical Floor Nurse at University of Tennessee Medical Center
Nurse at Spectrum Health	Unit Manager at Cass County Medical Care Facility
Pediatric Nurse at Bronson	

## Sample Continuing Education Choices

Masters in Nursing at Frontier Nursing University  
Masters in Nursing at Spring Arbor

---

"Certain nursing professors were so incredible, and checked up on me continually through my three years in the nursing program. I learned so much from them in their classes because I could tell they cared about the content they were teaching. They showed that they cared about me as a person, and were such blessings to me on this journey!"

---



# Occupational Therapy

**100% of undergraduate and 83% of graduate degree recipients were actively engaged.**

	Undergraduate degrees		Graduate degrees	
	count	percent	count	percent
<b>Actively Engaged</b>	<b>48</b>	<b>100%</b>	<b>63</b>	<b>83%</b>
Employed full time	0	0%	53	70%
Employed part time	0	0%	1	1%
Continuing education	48	100%	9	12%
<b>Not Actively Engaged</b>	<b>0</b>	<b>0%</b>	<b>13</b>	<b>17%</b>
Looking for work	0	0%	11	14%
Personal commitments	0	0%	2	3%

## Full-time Employment

- Median salary for graduate degrees was \$60,000 to \$65,000 (based on 17 responses).
- 48% were employed in Michigan.
- 92% had a job related to their degree.
- 94% were satisfied with their job.

"I had a wonderful experience at WMU. I absolutely loved being part of the OT program, and I'm so glad I chose WMU to start my professional career."

## Survey Population

	Graduates	Responses	
All degrees	138	124	(90%)
Bachelor's	48	48	(100%)
Master's	90	76	(84%)



**Laura King, Master of Science in occupational therapy, 2017  
Occupational Therapist at CHI St. Joseph**

"I interact with lots of patients during my day with a variety of ages and diagnoses. I help people be as independent as they can be while they are in the hospital, and I help with their recovery so they can return home safely."

I worked as a Resident Assistant during my second year at WMU. This was the most valuable job I had while in college because it taught me how to work well with all types of people and how to think fast on my feet and adapt to new situations.

Never give up! Programs in the health field can be very competitive and hard to get into. Keep working hard and it will all pay off in the end!"

# Occupational Therapy

---

## Sample Job Titles and Employers

Mental Health Technician at Ross McNabb Center  
Occupational Therapist at Advanced Medical  
Occupational Therapist at Advantage Living Center  
Occupational Therapist at Ann Arbor Therapy Works  
Occupational Therapist at Ascendant Orthopedic Alliance  
Occupational Therapist at Aureus Medical  
Occupational Therapist at Bay-Arenac ISD  
Occupational Therapist at BDI Playhouse Children's Therapy  
Occupational Therapist at Beaumont Health  
Occupational Therapist at Berkeley Square Retirement Center  
Occupational Therapist at By Your Side Autism Center  
Occupational Therapist at CentraCare  
Occupational Therapist at CHI St. Joseph Health  
Occupational Therapist at Covenant Healthcare  
Occupational Therapist at Divine Savior Wellness Center  
Occupational Therapist at Fusion Medical Staffing  
Occupational Therapist at Galvin Therapy Center  
Occupational Therapist at Highline Rehabilitation and Care  
Occupational Therapist at Jones Therapy Services  
Occupational Therapist at La Porte Hospital  
Occupational Therapist at LADSE  
Occupational Therapist at Lowell Public Schools  
Occupational Therapist at McHenry Assisted Living  
Occupational Therapist at MedCare Pediatric Group

Occupational Therapist at Metropolitan Education and Healthcare Services  
Occupational Therapist at Millennium Therapy  
Occupational Therapist at NovaCare Kids  
Occupational Therapist at Pine Rest  
Occupational Therapist at Porter Regional Hospital  
Occupational Therapist at Portland Public Schools  
Occupational Therapist at Progressive Physical Therapy  
Occupational Therapist at ProMedica  
Occupational Therapist at Rocky Mountain Kid Therapy  
Occupational Therapist at SavaSeniorCare Administrative Services  
Occupational Therapist at Sensory Systems Clinic West  
Occupational Therapist at Spectrum Health  
Occupational Therapist at Therapy Playground  
Occupational Therapist at U.P. Rehab Services  
Occupational Therapist at UC San Diego Health  
Occupational Therapist at VisABLE Solutions  
Occupational Therapist at West Michigan Rehab  
Occupational Therapist at Westside Children's Therapy  
Pediatric Occupational Therapist at NovaCare Kids  
Recruitment and Admissions Associate at UofM  
Respite Care at Kalamazoo Community Mental Health  
Support Service Care Provider at Samaritas

---

"I truly enjoyed my experience overall at WMU. I felt that the professors invested time in my learning experience. I enjoyed the atmosphere at Western and felt that the occupational therapy department prepared me for my future career in an exemplary way."

---

# Physician Assistant

100% of degree recipients were actively engaged.

	count	percent
<b>Actively Engaged</b>	36	<b>100%</b>
Employed full time	36	100%

## Full-time Employment

- Median salary was \$90,000 to \$95,000 (based on 12 responses).
- 89% were employed in Michigan.
- 100% had a job related to their degree.
- 100% were satisfied with their job.

## Sample Job Titles and Employers

Physician Assistant at Acute Care Internists  
Physician Assistant at Borgess  
Physician Assistant at Bronson  
Physician Assistant at CentraCare  
Physician Assistant at Chelsea Orthopedic Specialists  
Physician Assistant at Family First Healthcare  
Physician Assistant at Grace Health  
Physician Assistant at Helen DeVos Children's Hospital  
Physician Assistant at Hope Network  
Physician Assistant at Lakeland Health  
Physician Assistant at Las Cruces Medical Services  
Physician Assistant at McLaren  
Physician Assistant at Mercy Health  
Physician Assistant at Michigan Medicine  
Physician Assistant at Physician HealthCare Network  
Physician Assistant at Pine Rest  
Physician Assistant at Prevea Howard Health Center  
Physician Assistant at Psychiatry and Psychology Center  
Physician Assistant at Southwestern MI Emergency Services  
Physician Assistant at Sparrow Health System  
Physician Assistant at Spectrum Health  
Trauma Surgery Physician Assistant at McLaren

## Survey Population

	Graduates	Responses
Master's	36	36 (100%)

# Social Work

**84% of undergraduates and 85% of graduate degree recipients were actively engaged.**

	Undergraduate		Graduate	
	count	percent	count	percent
<b>Actively Engaged</b>	<b>53</b>	<b>84%</b>	<b>88</b>	<b>85%</b>
Employed full time	12	19%	80	77%
Employed part time	1	2%	4	4%
Continuing education	39	61%	4	4%
Military service	1	2%	0	0%
<b>Not Actively Engaged</b>	<b>10</b>	<b>16%</b>	<b>16</b>	<b>15%</b>
Looking for work	9	14%	12	11%
Personal commitments	1	2%	4	4%

## Full-time Employment

- Median salary for undergraduate degrees was \$30,000 to \$35,000 (based on 16 responses from 2016-17 and 2017-18).
- Median salary for graduate degrees was \$40,000 to \$45,000 (based on 33 responses from 2017-18).
- 98% were employed in Michigan.
- 93% had a job related to their degree.
- 82% were satisfied with their job.



**Joško Vukušić, BSW, 2017**  
**Renal Social Worker at DaVita**

"I give life! I work in a multidisciplinary team to help patients cope with the effects of kidney disease. The most rewarding part is seeing a patient receiving a kidney and having a successful transplant.

I worked as a receptionist at an immediate care center on the weekends while I was in college, and it was incredibly helpful to work that closely with different physicians. I was learning about numerous disorders and how to identify and treat them, names and functions of medications, and I was able to observe minor surgeries and procedures. Being so close to the physicians helped with letters of recommendation and general advice for the future, and I felt more comfortable walking into my current role having such a wide medical knowledge base."

## Survey Population

	Graduates	Responses	
All degrees	226	167	(74%)
Bachelor's	95	63	(66%)
Master's	131	104	(79%)

**Earvean Diggs, Master of Social Work, 2017**  
**Masters Level Clinician – Counselor at HealthWest**

"I complete initial assessments, counseling assessments, functional behavioral analysis and other behavioral assessments to identify strengths and weaknesses, diagnose intellectual disabilities and co-occurring conditions and complex needs. I also provide and arrange comprehensive community services for individuals, engage in evidence-based and promising practice related to the delivery of services to persons with intellectual and developmental disabilities in a culture of gentleness.

I had the opportunity to study abroad in San Juan, Puerto Rico. I was afforded the opportunity to be stretched outside of my comfort zone while challenging my perspective on life and culture. My career and perspective as a Social Worker was challenged and shifted post this experience. I gained a greater appreciation for culture and the individuals being served."



# Social Work

## Sample Job Titles and Employers

ABA Technician at Centria Autism Services  
ABA Technician at Developmental Enhancement  
Assessor/Therapist at KCMHSAS  
Behavior Specialist at Niles Community Schools  
Behavioral Health Clinician at Easterseals Michigan  
Case Manager at Alternative Directions  
Case Manager at Bethany Christian Services  
Case Manager at Catholic Charities West Michigan  
Case Manager at Family and Children Services  
Case Manager at Forest View Hospital  
Case Manager at HealthWest  
Case Manager at Montcalm Care Network  
Case Manager at MRC Industries  
Case Manager at Pine Rest  
Case Manager at Urban Alliance  
Child Advocacy Center Counselor at Bronson  
Child and Family Services Specialist at Spectrum Community  
Child Welfare Supervisor at Catholic Charities West Michigan  
Children's Crisis Response Clinician at Network180  
Children's Services Specialist at State of Michigan  
Clinical Services Supervisor at HealthWest  
Clinical Social Worker at Plainwell Counseling Center  
Clinical Therapist at Ottagan Addictions Recovery  
Clinical Therapist at Pine Rest  
Clinical Trauma Interventionist at WMU  
Community Engagement Coordinator at Bethany Services  
Crisis Aide Supervisor at Every Woman's Place  
Domestic Assault Response Team at 61st District Court  
Domestic Forster Care at Bethany Christian Services  
Emergency Assistance Coordinator at Portage Community Center  
Facilitator at Institute for Educational Leadership  
Family Engagement Coach at Kalamazoo Youth Development  
Forster Care Case Manager at Samaritas  
Foster Care Family Consultant at Bethany Christian Services  
Foster Care Specialist at MI Dept. of HHS  
Foster Care Supervisor at Catholic Charities West Michigan  
Intake Assessor/Therapist at YWCA  
Intake Specialist at Community Action  
Intake Therapist at Team Wellness Center  
Master's Level Clinician at HealthWest  
Medical Case Coordinator at Hope Network  
Medical Social Worker at Spectrum Health  
Mental Health Clinician at Barry County Community Mental Health  
Mental Health Consultant at Tri-County Head Start  
Mobile Crisis Response at Children and Family Services  
Outpatient Therapist at Cherry Health  
Outpatient Therapist at Community Mental Health  
Program Coordinator at GR Center for Community Transformation  
Research Assistant at University of Michigan  
Rural PACT Social Worker at U.S. Department of VA  
School Social Worker at Chandler Woods Charter Academy  
Social Worker at Bridges of Courage Counseling  
Social Worker at Communities in Schools  
Social Worker at Eaton County Health and Rehab Services  
Social Worker at Family Health Center  
Social Worker at InterAct of Michigan  
Social Worker at Martin Public Schools  
Social Worker at Meaningful Connections Counseling  
Social Worker at Metron Integrated Health Systems  
Social Worker at St. Joseph County ISD  
Social Worker at Waverly East Intermediate School  
Social Worker/Behavioral Health Clinician at Bronson  
Substance Abuse Counselor at Victory Clinical Services  
Success Coach at Grand Rapids Community College  
Supervisor at Bethany Christian Services  
Supervisor at HomeLife  
Support Coordinator at Allegan Community Mental Health  
Support Coordinator at MORC  
Supports Coordinator at Spectrum Community Services  
Therapist at Arbor Circle  
Therapist at Caring Well Counseling  
Therapist at Kalamazoo Probation Enhancement Program  
Vocational Services Specialist at Peckham Vocational Rehab  
Volunteer Coordinator at Heartland Hospice Care

## Sample Continuing Education Choices

Bachelor in Social Work at Loyola University Chicago  
Certification in Alcohol and Drug Abuse at WMU  
Certification in Integrative Holistic Health and Wellness at WMU  
Masters in Social Work at Boston University  
Masters in Social Work at Grand Valley State University  
Masters in Social Work at Michigan State University  
Masters in Social Work at New York University  
Masters in Social Work at University of Michigan  
Masters in Social Work at WMU

# Speech Pathology and Audiology

94% of undergraduates and 91% of graduate degree recipients were actively engaged.

	Undergraduate degrees		Graduate degrees	
	count	percent	count	percent
<b>Actively Engaged</b>	<b>29</b>	<b>94%</b>	<b>32</b>	<b>91%</b>
Employed full time	8	26%	31	89%
Employed part time	2	6%	0	0%
Continuing education	18	58%	1	3%
Volunteering full time	1	3%	0	0%
<b>Not Actively Engaged</b>	<b>2</b>	<b>6%</b>	<b>3</b>	<b>9%</b>
Looking for work	2	6%	3	9%

## Full-time Employment

- Median salary for undergraduate degrees was \$17,500 to \$22,500 (based on 6 responses).
- Median salary for graduate degrees was \$50,000 to \$55,000 (based on 24 responses).
- 53% were employed in Michigan.
- 94% had a job related to their degree.
- 97% were satisfied with their job.

## Survey Population

	Graduates	Responses	
All degrees	70	66	(94%)
Bachelor's	34	31	(91%)
Master's	31	30	(97%)
Doctoral	5	5	(100%)

"This has been the most valuable educational experience of my life. Thank you for cultivating the knowledge, skills, and compassion that will allow me to help people doing something I intrinsically enjoy. You have all given me a great gift."



**Shana'e Clark, Au.D., audiology, 2017**  
**Audiologist at South Bend Clinic**

"I am a clinical audiologist serving patients across the lifespan. The most rewarding part of my job is being able to give a patient back access to sound and thus oral/aural communication.

Part of the audiology doctoral curriculum at WMU involves a wide span of internships and experiences. Having such a diverse set of opportunities set the foundation for me to be able to serve such a large scope of practice today. The reasons that I am glad I chose WMU for my doctorate stems from the exposures I was able to obtain with new internships every semester and a year-long externship at the end of my program."



# Speech Pathology and Audiology

---

## Sample Job Titles and Employers

ABA Tutor at Beaumont Health	Speech Language Pathologist at Essence of Communication
Assistant Teacher at Small World Learning Center	Speech Language Pathologist at HopeSparks
Audiologist at Allina Health	Speech Language Pathologist at Huron ISD
Audiologist at Battle Creek Hearing Services	Speech Language Pathologist at Kindred RehabCare
Audiologist at Henry Ford Allegiance Hearing	Speech Language Pathologist at Rogue Pediatric Therapies
Audiologist at Michigan Hearing Experts	Speech Language Pathologist at RSI
Audiologist at U.S. Department of Veterans Affairs	Speech Language Pathologist at Scottsdale Unified School District
Behavior Technician at Phoenix Behavioral Health Services	Speech Language Pathologist at Spectrum Health
CFY Speech Language Pathologist at Renee Karanatonis	Speech Language Pathologist at Stepping Stones Group
Lead Preschool Teacher at AppleTree	Speech Language Pathologist at Warren Woods Middle School
Library Assistant at Marshall District Library	Speech Language Pathologist at Williamston Community Schools
Pediatric Speech-Language Pathologist at Children's Therapy Center	Speech Language Pathologist at Young Talkers
Secondary English Teacher in the Peace Corps in Rwanda	Speech-Language Pathologist at Futures Healthcare
Speech and Language Therapist at Damj Center in Saudi Arabia	Speech-language Pathologist Clinical Fellow at Community Mental Health Authority of Clinton, Eaton, and Ingham Counties
Speech Language Pathologist at Advanced Travel Therapy	Speech-Language Pathology Clinical Fellow at MOSAIC Rehabilitation
Speech Language Pathologist at Alliance of Therapy Specialists	Teacher at AppleTree Early Care and Preschool
Speech Language Pathologist at American Senior Communities	Voice Teacher at Voice Studio
Speech Language Pathologist at Calhoun ISD	
Speech Language Pathologist at Deborah C. Curlee Communication Consultants	

## Sample Continuing Education Choices

Doctorate in Audiology at Purdue University	Masters in Speech Pathology and Audiology at MGH Institute of Health Professions
Doctorate in Audiology at WMU	Masters in Speech Pathology and Audiology at Wayne State University
Masters in Counselor Education at WMU	Masters in Speech Pathology and Audiology at WMU
Masters in Speech Pathology and Audiology at Andrews University	
Masters in Speech Pathology and Audiology at Arizona State	

---

"The professors and their wanting me to succeed was the most memorable thing about WMU. I will never forget the help I received from all of my professors. They truly made my experience worthwhile. WMU changed me as a person, for the better. I understand people better. I am a better people-person. WMU was just amazing all around."

---



# Interdisciplinary Programs



Evaluation .....	184
Health Informatics and Information Management .....	185
Telecommunications and Information Management.....	186
University Studies .....	187

# Evaluation 2016-17 and 2017-18

**86% of degree recipients were actively engaged.**

	count	percent
<b>Actively Engaged</b>	<b>6</b>	<b>86%</b>
Employed full time	5	72%
Employed part time	1	14%
<b>Not Actively Engaged</b>	<b>1</b>	<b>14%</b>
Looking for work	1	14%

## Full-time Employment

- 75% were employed in Michigan.
- 100% had a job related to their degree.

## Sample Job Titles and Employers

Accreditation Coordinator at Indiana University

Associate Professor of Business at Catawba College

Evaluation Consultant at Concept Systems

Instructor at Grand Valley State University

Self-Employed Consultant

## Survey Population 2016-17 and 2017-18

	Graduates	Responses
Doctoral	8	7 (88%)

# Health Informatics and Information Management

88% of degree recipients were actively engaged.

	count	percent
<b>Actively Engaged</b>	<b>7</b>	<b>88%</b>
Employed full time	6	76%
Continuing education	1	12%
<b>Not Actively Engaged</b>	<b>1</b>	<b>12%</b>
Looking for work	1	12%

## Full-time Employment

- 50% were employed in Michigan.
- 80% had a job related to their degree.

## Sample Job Titles and Employers

Client Support Software Specialist at Streamline Healthcare Solutions  
Lead Qualifying Specialist at Gartner  
Library Technician at Zoetis  
Patient Information Technician at Capital Cardiology Associates  
Patient Services Representative at Sutter Physician Services  
Product Specialist at Blue Buffalo

## Sample Continuing Education Choices

Masters in Health Policy and Management at Texas A&M University

## Survey Population

	Graduates	Responses
Bachelor's	9	8 (89%)

"WMU has been a school where I felt comfortable and confident to grow. They had many resources available to me in whatever kind of situation I would end up, personal or academic. I joined many RSOs on campus, where I was able to build bonds with many of my peers and met many faculty members who really care about the students. I believe that WMU is a school for everyone who wants professional growth and development."

# Telecommunications and Information Management

67% of degree recipients were actively engaged.

	count	percent
Actively Engaged	4	67%
Employed full time	4	67%
Not Actively Engaged	2	33%
Looking for work	2	33%

## Full-time Employment

- 75% were employed in Michigan.
- 75% had a job related to their degree.
- 100% were satisfied with their job.

## Sample Job Titles and Employers

Cloud Services at OneStream Software  
Customer Service Associate at Innovel Solutions  
Cyber Security Analyst at CBI Technologies  
Project Manager at WMU

## Survey Population

	Graduates	Responses
Bachelor's	7	6 (86%)

“I could not have picked a better school to have experienced all the great things I did at WMU.”

# University Studies

89% of degree recipients were actively engaged.

	count	percent
<b>Actively Engaged</b>	<b>138</b>	<b>89%</b>
Employed full time	111	72%
Employed part time	4	2%
Continuing education	21	14%
Military service	1	0.5%
Volunteering full time	1	0.5%
<b>Not Actively Engaged</b>	<b>17</b>	<b>11%</b>
Looking for work	12	8%
Personal commitments	5	3%

“Wonderful experience. I had a great advisor who encouraged me and helped me along the way with registering for courses. I had great professors who were very passionate about what they do.”

## Full-time Employment

- Median salary was \$40,000 to \$45,000 (based on 60 responses).
- 82% were employed in Michigan.
- 41% had a job related to their degree.
- 76% were satisfied with their job.

“Thank you to all of the faculty that work so hard to help the students succeed at WMU! WMU is a wonderful school that does its best for its students to succeed. WMU is unique and worth attending.”

## Survey Population

	Graduates	Responses
Bachelor's	251	155 (62%)



**Sunshine Handley, Bachelor of science, university studies with concentrations in economics, political science, and history, 2017**  
**Mortgage Loan Originator at VanDyk Mortgage**

“I create new mortgage loans for purchase and refinance while helping support my local community. The most rewarding part of my job is helping facilitate families in creating a home.

Know that you always have to start somewhere. Get your foot in the door in your desired industry even if it is not your dream job and strategically plan how to gain the skills and experience necessary to be what you really want to be.”

# University Studies

## Sample Job Titles and Employers

Administrative Assistant at WMU  
Annuity Change Specialist at Jackson National Life  
Application Engineer at Parker Hannifin  
Assistant Front Desk Manager at 320 Guest Rach  
Associate Behavior Therapist at Beacon ABA Services  
Banking Center Manager at Honor Bank  
Behavior Technician at Caravel Autism  
Behavioral Health Technician at Centria Autism Services  
Branch Manager at Advia Credit Union  
Branch Service Manager at Huntington National Bank  
Case Manager at The Bridge  
Clinical Informatics Specialist at Oak Street Health  
Clinical Subjects Coordinator at University of Michigan  
CNC Area Supervisor at Schupan & Sons  
Curriculum Coordinator at WMU Stryker School Medicine  
Data Center Inventory Manager at ARServices  
Early Childhood Educator at Temple Israel of West Bloomfield  
E-Commerce Sales at Lake Michigan Asset Solutions  
Education Disabilities Specialist at Telamon  
Employment Specialist at South Bend Community School  
Environmental Health and Safety Technician at Dow Chemical  
Events Manager at Entertainment District  
Exam Coordinator at WMU-Cooley Law School  
Executive Assistant at Bureau Veritas  
Graphic Designer at EdTek Services  
Group Accounts Manager at Griswold Group  
Group Lead at Lakeside Academy  
Guest Services Manager at Kalamazoo Nature Center  
Human Resources Manager at Stryker  
IT Analyst at Charles River Laboratories  
Manager at Champion Tree Care  
Manager at Enterprise Rent-A-Car  
Manager/Buyer at Louie's Trophy House

Marketing and PR Associate at Collateral Repair Project  
Medical Assistant at Borgess  
Mortgage Loan Originator at Kellogg Community Credit Union  
Office Accounting at Ray Laethem Motor Village  
Onsite Specialist at Stryker  
Ophthalmic Technician Assistant at Texan Eye  
Paraprofessional at William C. Abney Academy  
Pilot Manager at Best Version Media  
Pre-K Teacher at Global Prep Academy  
Program Director at YMCA  
Project Manager at WMU  
Psychiatric Technician at Pine Rest  
Purchaser at Flame Heating Cooling Plumbing and Electrical  
Purchaser at SAPS  
Quality Engineer at Advantage Technical Resourcing  
Regional Loss Prevention Manager at American Eagle  
Regulatory Affairs Coordinator at Stryker  
Rehabilitation Assistant at Rainbow Rehabilitation Center  
Sales Executive at Expert Engineering Solutions  
Sales Management Trainee at Enterprise Rent-A-Car  
Senior Analyst at Sizmek  
Senior Print Production Manager at InnerWorkings  
Senior Youth Specialist at Common Ground  
Small Business Capital Agent at David Allen Capital  
Solutions Coordinator at University of Michigan Credit Union  
Staffing Specialist at Hire Dynamics  
Teacher at Tindley Genesis  
Teacher/Coach at CUSA  
Teaching Assistant at Grand Ledge Public Schools  
Team Leader at Wright and Fillippis  
Technical Recruiter at Reliance One  
Technical Specialist at Consumers Energy  
Treasury Management Officer at PNC

## Sample Continuing Education Choices

Certification in Alcohol and Drug Abuse at WMU  
Certification in Physical Therapy at Kellogg Community College  
Doctorate in Chiropractic at New York Chiropractic College  
Masters in Counseling Psychology at Lewis and Clark College  
Masters in Counselor Education at WMU  
Masters in Educational Leadership at WMU  
Masters in Educational and Instructional Tech at WMU

Masters in Family and Consumer Science at University of Tennessee  
Masters in Holistic Nutrition at National Univ. of Natural Medicine  
Masters in Leadership at Trine University  
Masters in Nursing at Grand Valley State University  
Masters in Orientation and Mobility at WMU  
Masters in Psychology at Eastern Michigan University  
Masters in Social Work at Grand Valley State University

# Lee Honors College



## Lee Honors College

WESTERN MICHIGAN UNIVERSITY



# Lee Honors College

87% of all Lee Honors College graduates were actively engaged.

	count	percent
<b>Actively Engaged</b>	<b>106</b>	<b>87%</b>
Employed full time	55	45%
Employed part time	2	2%
Continuing education	47	39%
Military service	1	1%
Volunteering full time	1	1%
<b>Not Actively Engaged</b>	<b>16</b>	<b>13%</b>
Looking for work	13	11%
Personal commitments	3	2%

## Continuing Education

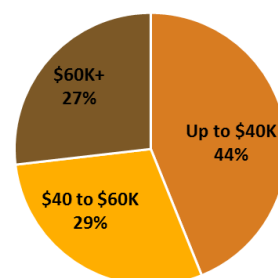
- 39% of LHC respondents are pursuing further education.
- After graduation, 74% are pursuing masters, 11% bachelors, 9% professional schools, 4% doctorates, and 2% additional classes.
- 62% are continuing education at WMU.

## Full-time Employment

- 70% were employed in Michigan.
- 87% had a job related to their degree.
- 86% were satisfied with their job.

## Salary Ranges for Full-Time Employment

Number of Responses	41
25 <sup>th</sup> percentile	<b>\$25,000-\$30,000</b>
50 <sup>th</sup> percentile	<b>\$40,000-\$45,000</b>
75 <sup>th</sup> percentile	<b>\$56,250-\$61,250</b>



## Experiential Education

- 81% had an internship, co-op, practicum, or field experience where they applied what they were learning in the classroom.
- 67% had a job (full time or part time; on or off campus) where they applied what they were learning in the classroom.
- 98% worked on a project that took a semester or more to complete (capstone, senior design, senior performance project).
- 81% were very active in extracurricular activities and organizations (e.g., leadership role, or involved in multiple organizations such as RSO, intramurals, club sports, or volunteerism).

99% of Lee Honors College graduates completed at least one experiential education activity.

## Top Experiential Education Employers

Bronson  
Denso  
F.I.R.E.

General Motors  
Kalamazoo Public Schools  
Lee Honors College

Mattawan High School  
Parker Hannifin  
Plainwell Public Schools

Portage Public Schools  
WMU

## Experiences at WMU

- 99% had at least one instructor who made them excited about learning.
- 92% felt that their instructors cared about them as a person.
- 86% had a mentor who encouraged them to pursue their goals and dreams.
- 92% said that their education and experience as a student at WMU prepared them for their profession.

## Survey Population

The Post-Graduation Activity Survey was sent to all of the 134 students who earned a bachelor's degree from Lee Honors College between August 2017 and June 2018. We obtained data for 122 graduates (91%).

# Lee Honors College

---

## Sample Job Titles and Employers

Assistant Teacher at YWCA  
Associate Scientist at Eurofins Lancaster Laboratories  
Brewer at Paw Paw Brewing Company  
Consultant at Perspectives Consulting  
CPS Sales at Hormel Foods  
Data Scientist at Amway  
Design Engineer at Humphrey Products  
Electrical Engineer at Consumers Energy  
Facilities Engineer at Zoetis  
Graduate Nurse-Trauma/Burn/Surgical ICU at Bronson  
Intern at Statcast  
Language Teacher at Japan Exchange and Teaching Program  
Leasing Consultant at AVB  
Legal Assistant at Kalamazoo County Government  
Level 1 Validation Engineer at Performance Validation  
Manufacturing Engineer at BAE Systems  
Marketing Specialist/Copywriter at APTIM/Focus on Energy  
Mathematics Teacher at Portage Public Schools  
Operations Leadership Development at Stanley Black&Decker

Pediatric Nurse at Bronson  
Process Engineer at New Indy Containerboard  
Process Engineer at Pfizer  
PR and Multimedia Manager at MultiState Insurance  
Quantitative Associate at C+R Research  
Recruiter at Coastal Careers  
Recruiting Specialist at Advia Credit Union  
Social Media Manager at Sports Addix  
Software Developer at Zoetis  
Staff Consultant at Baker Tilly  
Structured Finance Analyst at Golub Capital  
Surgical Nurse at Holland Hospital  
Teacher at AppleTree Early Care and Preschool  
Teacher at Cros-Lex Community Schools  
Teacher at North American General Mission  
Teacher at St Monica School  
TRACK Employee at General Motors  
Vocalist at Glenn Miller Productions

## Sample Continuing Education Choices

Doctorate in Biology at WMU  
Doctorate in Pharmacy at Ferris State University  
JD at WMU Cooley Law School  
Masters in Accountancy at WMU  
Masters in Acting at University of Central Florida  
Masters in Aerospace Engineering at WMU  
Masters in Applied Mathematics at WMU  
Masters in Athletic Training at Eastern Kentucky University  
Masters in Communication at Syracuse University  
Masters in Communication at University of Central Florida  
Masters in Communication at WMU  
Masters in Electrical Engineering at WMU  
Masters in English at Illinois State University  
Masters in Eval/Measurement & Research at WMU  
Masters in Hispanic Studies at WMU  
Masters in Industrial Engineering at WMU

Masters in Mechanical Engineering at WMU  
Masters in Medical Engineering at WMU School of Medicine  
Masters in Museum Studies at University of Kansas  
Masters in Occupational Therapy at WMU  
Masters in Philosophy at WMU  
Masters in Physician Assistant at WMU  
Masters in Psychology at Eastern Michigan University  
Masters in Psychology at WMU  
Masters in Public Health at University of British Columbia  
Masters in Social Work at New York University  
Masters in Social Work at University of Michigan  
Masters in Sociology at WMU  
Masters in Speech Path at MGH Institute of Health Professions  
Masters in Speech Pathology & Audiology at Wayne State  
MBA at Northern Arizona University

# National Salary Data

## National Association of Colleges and Employers NACE Salary Data

[www.naceweb.org](http://www.naceweb.org)



# National Salary Data

The National Association of Colleges and Employers (NACE) publishes salary surveys based on data obtained from higher education institutions participating in the NACE national First Destination Survey initiative and from employers. Below we offer salary medians from the most recent NACE Salary Surveys — Fall 2017 (data reported by colleges and universities), Winter 2018 (data reported by employers), and Summer 2018 (data reported by colleges and universities).

## Bachelor's Degrees

<i>Major</i>	<i>Fall 2017 Median</i>	<i>Winter 2018 Median</i>	<i>Summer 2018 Median</i>
Accountancy	\$51,000	\$55,000	\$52,889
Advertising and Promotion	\$36,952	\$51,500	\$38,060
Aerospace Engineering	\$66,366	\$65,000	\$64,691
Anthropology	\$37,227	--	\$34,750
Applied Mathematics	\$65,251	--	\$57,950
Art	\$32,828	--	\$34,600
Biological Sciences	\$32,326	\$63,500	\$34,427
Biomedical Sciences	--	--	\$35,536
Biochemistry	\$38,333	--	\$37,726
Chemical Engineering	\$68,513	\$68,250	\$66,652
Chemistry	\$38,987	\$62,000	\$42,065
Civil Engineering	\$56,283	\$62,000	\$57,068
Communication	\$39,011	\$51,000	\$38,888
Computer Engineering	\$69,667	\$69,100	\$73,806
Computer Information Systems	\$53,344	--	\$57,481
Computer Science	\$75,590	\$67,500	\$77,423
Construction Engineering	\$61,017	--	\$58,750
Criminal Justice	\$39,750	--	\$41,854
Dance	\$33,160	--	\$34,517
Dietetics	\$37,780	--	\$35,313
Earth Science	\$45,200	--	\$38,602
Economics	\$52,687	\$58,000	\$53,268
Economics: Business	\$61,929	\$58,000	\$47,720
Education	\$39,250	-	\$37,671
Electrical Engineering	\$68,023	\$67,500	\$69,881
Engineering Design Technology	--	\$61,250	--
English	\$36,833	\$54,000	\$37,959
English: Rhetoric and Writing Studies	\$37,197	--	\$38,059
Environmental and Sustainability Studies	--	\$57,500	\$36,048
Family and Consumer Sciences	\$38,000	--	\$32,000
Family Studies	\$30,211	--	\$30,865
Fashion Merchandising and Design	\$32,540	--	\$45,068
Film, Video, and Media Studies	\$39,011	--	\$34,644
Finance	\$54,077	\$55,620	\$55,803
Gender and Women's Studies	\$33,333	\$57,000	\$38,375

# National Salary Data

## Bachelor's Degrees (cont.)

<i>Major</i>	<i>Fall 2017 Median</i>	<i>Winter 2018 Median</i>	<i>Summer 2018 Median</i>
Geography	\$35,000	--	\$40,000
Geography--Community and Regional Planning	\$47,233	--	\$47,233
Geology	\$45,200	\$51,000	\$38,602
Global and International Studies	\$42,916	--	\$44,093
Graphic Design	--	--	\$41,830
History	\$38,322	\$55,000	\$37,500
Human Resource Management	\$42,500	\$51,338	\$45,211
Industrial and Entrepreneurial Engineering	\$67,076	\$65,000	\$65,455
Integrated Supply Management	\$52,672	\$55,000	-
Journalism	\$34,792	\$55,000	\$36,897
Management	\$52,672	\$54,080	\$52,179
Manufacturing Engineering Technology	\$58,833	\$65,000	\$65,270
Marketing	\$43,389	\$53,000	\$45,209
Mathematics	\$50,833	\$61,000	\$59,625
Mechanical Engineering	\$63,000	\$66,000	\$62,978
Music	\$39,414	--	\$35,833
Nursing	\$50,644	--	\$55,963
Philosophy	\$35,125	\$57,000	\$41,875
Physics	\$53,962	\$66,000	\$48,467
Political Science	\$44,676	\$57,000	\$42,985
Psychology	\$32,307	\$55,000	\$34,342
Public Relations	\$36,952	\$49,450	\$38,060
Recreation	\$39,375	--	\$33,875
Religion	\$37,035	--	\$35,100
Romance Languages	\$30,283	--	\$36,507
Sales and Business Marketing	\$49,268	\$53,000	\$47,929
Social Work	\$31,419	\$53,500	\$32,872
Sociology	\$35,000	\$53,300	\$37,600
Special Education	\$39,117	--	\$37,756
Statistics	\$45,514	\$61,000	\$63,833
Theatre	\$32,500	--	\$30,931
University Studies	--	\$56,000	\$41,352
World Languages and Literatures	\$37,333	\$57,000	\$36,000

# National Salary Data

## Master's Degrees

<i>Major</i>	<i>Fall 2017</i>	<i>Winter 2018</i>	<i>Summer 2018</i>
Aerospace Engineering	\$80,412	\$75,000	\$77,730
Accountancy	\$53,958	--	\$52,832
Anthropology	\$50,167	--	\$44,500
Art	\$34,700	--	\$48,230
Applied Mathematics	\$106,288	--	\$78,500
Biological Sciences	\$47,813	--	\$73,623
Business Administration	\$77,952	\$68,000	\$74,382
Chemical Engineering	\$87,000	\$78,000	\$83,981
Chemistry	\$49,220	\$70,750	\$50,000
Civil Engineering	\$59,417	\$66,500	\$61,855
Communication	\$53,368	\$61,000	\$56,050
Comparative Religion	\$36,500	--	\$48,020
Computer Engineering	\$91,517	\$75,000	\$104,000
Computer Science	\$62,310	\$75,000	\$101,330
Counselor Education	\$40,000	--	\$46,202
Counseling Psychology	\$45,548	--	\$46,202
Economics	\$56,299	\$67,500	\$65,000
Electrical Engineering	\$97,251	\$75,625	\$96,566
Education	\$46,000	--	\$48,000
Educational Leadership	\$51,468	--	\$48,446
English	\$43,500	--	\$50,500
Family and Consumer Sciences	\$56,638	--	\$56,671
Geography	\$54,305	--	\$53,587
Geology	\$56,700	--	\$56,700
History	\$41,333	--	\$43,980
Industrial Engineering	\$65,759	\$78,400	\$67,447
Manufacturing Engineering	\$65,750	-	\$73,000
Mathematics	\$46,475	\$74,000	\$58,000
Mechanical Engineering	\$71,788	\$76,000	\$77,275
Music	\$44,375	--	\$45,132
Nursing	\$80,000	--	\$79,185
Philosophy	\$36,500	--	\$31,833
Physics	-	\$74,250	\$65,167
Political Science	\$41,000	\$56,400	\$52,500
Psychology	\$53,450	--	\$38,890
Public Administration	\$64,559	--	\$60,250
Social Work	\$47,838	--	\$46,004
Sociology	\$45,500	--	\$45,633
Special Education	\$45,796	--	\$49,000
Statistics	\$77,333	\$74,000	\$94,850
Theatre	\$41,000	--	\$38,686

# National Salary Data

## Doctoral Degrees

<i>Major</i>	<i>Fall 2017 Median</i>	<i>Winter 2018 Median</i>	<i>Summer 2018 Median</i>
Aerospace Engineering	\$93,136	--	\$94,453
Anthropology	\$60,333	--	\$54,100
Applied Mathematics	\$117,000	--	\$102,250
Biological Sciences	\$57,929	--	\$58,700
Chemical Engineering	\$72,808	\$91,000	\$93,776
Chemistry	\$54,100	--	\$72,956
Civil Engineering	\$70,964	--	\$68,900
Computer Engineering	\$129,000	\$100,000	\$95,000
Computer Science	\$129,571	\$96,000	\$110,000
Counseling Psychology	\$94,162	--	\$62,000
Economics	\$200,000	--	\$105,000
Education	\$66,857	--	\$70,813
Educational Leadership	\$69,579	--	\$81,667
Electrical Engineering	\$108,421	\$96,000	\$117,792
English	\$50,167	--	\$50,084
Geography	--	--	\$65,433
Geology	\$81,167	--	\$71,500
History	\$62,500	--	\$61,000
Industrial Engineering	\$72,667	--	\$85,000
Mathematics	\$59,833	\$87,250	\$75,889
Mechanical Engineering	\$78,338	\$91,000	\$94,365
Philosophy	\$51,000	--	\$46,000
Physics	\$54,397	\$98,000	\$79,331
Political Science	\$69,500	--	\$75,833
Psychology	\$51,335	--	\$54,290
Public Administration	\$58,250	--	\$88,400
Social Work	\$75,500	--	\$89,746
Sociology	\$54,000	--	\$55,651
Statistics	\$67,000	\$87,250	\$90,875





WESTERN MICHIGAN UNIVERSITY  
Career and Student  
Employment Services

## By the Numbers 2017-18

**>>> 11,127** students served through career programming, career advising, and employer engagement activities.

### Jobs in Handshake

**8,853** Internships

**34,678** Full Time

**4,379** Part Time

**246** On Campus

### Career Education

**4,294**  
students in

**197**  
presentations

**1,604**  
students in  
Career Advising

**263**  
students at  
Career Chat  
Kiosk

### Employer Engagement



**860** employers at events



**5,229** students in programming  
with employers

### Post-Graduation Outcomes

87% 89% 88% 92% 91%

Employed or in grad school

2012-13 2013-14 2014-15 2015-16 2016-17

**95%** of students can articulate a career readiness competency

## 2018-19 Smart Hire Employer Partners

landscapeforms™

**EAT•N**

**CINTAS**

→  
**COYOTE  
LOGISTICS.**  
a UPS Company



The core of **Smart Hire** is to **provide opportunities** for **students** and **employers** to **engage**.

**Employers** play an important educational role in **student career development**. Smart Hire brings **students and employers together** to network and learn about one another through a variety of structured and casual programming. The end goal is to **connect a student with an organization** that is a fit for their values, interests, skills, personality and major.

Thank you for supporting career education and  
sharing your expertise with students