

# CAREER OUTCOMES FOR WMU GRADUATES

Post-Graduation Activity Report  
2014–15



**Career and Student  
Employment Services**

Ellsworth Hall | (269) 387-2745 | [wmich.edu/career](http://wmich.edu/career)

Survey design, data collection and analysis:  
Ewa Urban, Ph.D., Associate Director - Assessment  
Amy Galick, Graduate Assistant for Assessment



**Career and Student  
Employment Services**

**WESTERN MICHIGAN UNIVERSITY**

---

# **Post-Graduation Activity Report 2014–15**

---

Compiled by WMU Career and Student Employment Services  
Ellsworth Hall | (269) 387–2745 | [wmich.edu/career](http://wmich.edu/career)

Survey design, data collection and analysis, and report preparation:  
Ewa Urban, Ph.D., Associate Director – Assessment | [Ewa.L.Urban@wmich.edu](mailto:Ewa.L.Urban@wmich.edu)  
Amy Galick, Graduate Assistant for Assessment | [Amy.E.Galick@wmich.edu](mailto:Amy.E.Galick@wmich.edu)

This version last updated December 9, 2015.

Download the latest report at [wmich.edu/career/planning](http://wmich.edu/career/planning).

# Contents

---

Executive Summary .....	1
About The Data .....	2
Demographics .....	3
Western Michigan University Post-Graduation Activity Report.....	4
Post-Graduation Activity Reports by College, Major, and Program .....	15
College of Arts and Sciences .....	16
Anthropology .....	21
Biology .....	23
Biomedical Sciences .....	25
Chemistry .....	27
Communication .....	29
Criminal Justice.....	31
Economics .....	33
English .....	35
English: Creative Writing.....	37
Environmental and Sustainability Studies.....	39
Film, Video, and Media Studies.....	40
Gender and Women’s Studies.....	42
Geography .....	43
Geosciences .....	45
Global and International Studies .....	47
History .....	48
International Development Administration .....	50
Journalism .....	51
Mathematics .....	52
Medieval Studies.....	54
Organizational Communication .....	55
Philosophy.....	57
Physics.....	58
Political Science.....	60
Psychology.....	62
Public Administration.....	64
Public Relations.....	66
Religion .....	68
Science Education.....	69
Sociology .....	71
Spanish.....	73
Statistics.....	75
World Languages and Literatures.....	76

# Contents

---

College of Aviation.....	78
Aviation Flight Science .....	82
Aviation Maintenance and Technology .....	84
Aviation Management and Operations .....	85
College of Education and Human Development .....	87
Career and Technical Education.....	92
Counseling Psychology .....	94
Counselor Education .....	96
Dietetics .....	98
Educational Leadership.....	99
Educational Leadership: HESA.....	101
Educational Leadership: K12.....	103
Educational Technology .....	105
Elementary Education .....	106
Evaluation, Measurement, and Research.....	108
Family and Consumer Sciences.....	109
Fashion Merchandising and Design.....	111
Health and Physical Education .....	113
Human Performance .....	115
Interior Design .....	117
Literacy Studies .....	118
Organizational Learning and Performance.....	119
Practice of Teaching .....	120
Secondary Education .....	122
Social Studies: Secondary Education.....	124
Sociocultural Studies of Education .....	125
Special Education .....	126
College of Engineering and Applied Sciences.....	128
Aerospace Engineering.....	133
Chemical Engineering .....	135
Civil and Construction Engineering .....	137
Computer Science .....	139
Electrical and Computer Engineering.....	141
Engineering Design Technology.....	143
Engineering Management.....	144
Graphic and Printing Science .....	146
Industrial Engineering .....	147
Manufacturing Engineering.....	149
Mechanical Engineering .....	151
Paper Engineering.....	153



# Contents

---

College of Fine Arts.....	155
Art .....	160
Dance.....	162
Music .....	163
Theatre.....	165
Haworth College of Business.....	166
Accountancy.....	171
Advertising and Promotion.....	173
Business Administration (MBA) .....	175
Computer Information Systems.....	177
eBusiness Marketing.....	179
Finance.....	180
Food and Consumer Package Goods Marketing.....	182
Human Resource Management.....	184
Integrated Supply Management.....	186
Management.....	188
Marketing.....	190
Sales and Business Marketing.....	192
Business: Other.....	194
College of Health and Human Services .....	195
Alcohol and Drug Abuse.....	200
Blindness and Low Vision Studies .....	201
Integrative Holistic Health and Wellness.....	202
Interdisciplinary Health Sciences .....	203
Interdisciplinary Health Services.....	204
Nursing .....	206
Occupational Therapy .....	208
Physician Assistant.....	210
Social Work.....	211
Speech Pathology and Audiology.....	213
Interdisciplinary Programs.....	215
Evaluation .....	216
Health Informatics and Information Management .....	217
Telecommunications and Information Management .....	218
University Studies.....	219
NACE National Salary Data.....	221

# Executive Summary

Career and Student Employment Services surveyed all (N=5217) WMU students graduating with bachelor's, master's, and doctoral degrees between August 2014 and June 2015. Data was obtained for 75% of the population (N=3929).

**88% of WMU graduates were actively engaged**  
within three months of graduation.

“Active engagement” is defined as full-time employment (including self-employment and post-graduate internships/fellowships); part-time employment; military service; and continuing education. Categories not included in active engagement are unemployed and seeking employment; not seeking employment; and volunteering.

## Primary Activity Summary

	count	percent
Actively Engaged	3465	88.2%
Employed full time	2510	63.9%
Employed part time	325	8.3%
Continuing education	603	15.4%
Military service	27	0.7%

	count	percent
Not Actively Engaged	464	11.8%
Unemployed and seeking employment	405	10.3%
Not seeking employment	47	1.2%
Volunteering	12	0.3%

## Full-Time Employment Highlights

- 64% of respondents were **employed full time**.
- The **median salary** was **\$40,000–\$45,000** based on 1580 reported salaries.
- 87% have a job that is **related to their degree** based on 1636 responses.
- 93% are **satisfied** with their job based on 1426 responses.
- 75% work in **Michigan**; 22% work in 46 other U.S. states; 3% work in 22 countries outside the U.S.

## Continuing Education

- 15% of respondents are **pursuing further education** after graduating from WMU.
- 54% are continuing education at **WMU**, and the remaining 46% will attend 118 different institutions.

## Experiential Education

- 75% of respondents completed an **experiential education** activity at WMU based on 3758 responses.

## About The Data

---

Career and Student Employment Services conducts the annual Post-Graduation Activity Survey on behalf of the University. The survey is conducted in accordance with the “Standards and Protocols for the Collection and Dissemination of Graduating Student Initial Career Outcomes Information” published by the National Association of Colleges and Employers (NACE).

Three weeks before each graduation, all graduating students receive an email from their college dean, department chairperson, or program director with a personalized link to the Post-Graduation Activity Survey. Nonrespondents receive at least four reminder messages via email. The questionnaire asks students to select one post-graduation activity category from a list: “working”; “pursuing further education or further study”; “military service”; “volunteering full time (e.g., Peace Corps)”; “unemployed and seeking employment”; and “not seeking employment or further education within six months after graduation.”

For those students who have not responded to the survey after multiple invitations, we ask department chairpersons and faculty who know the students to provide any post-graduation activity information they are aware of. Additionally, Career and Student Employment Services gathers employment data from public LinkedIn profiles of graduates who do not respond. Overall, 78% of the data in this report was obtained through the online questionnaire and 22% was obtained through LinkedIn or by contacting department chairs, faculty, and staff.

Post-graduation activity data was also updated throughout the year by following up with respondents who indicated that they were seeking employment at the time of completing the survey. The data collection cycle ended on October 15, 2015.

Sixty-two percent (62%, N=1580) of respondents working full time reported a salary range. Where salary information is reported, all salaries provided by those working full time are included, including any salaries from full-time jobs located outside the United States. We publish median salary ranges for majors/programs with at least five reported salaries. At the end of the report we have also provided some national salary data from the 2015 Salary Surveys published by NACE. All salary data is provided for informational purposes only and is not intended to be used for comparisons or predictions.

The report lists all WMU majors for which sufficient data has been collected. Names of majors in the report align with those listed at [wmich.edu/academics](http://wmich.edu/academics). If there are fewer than five primary activity responses for a program (or for one degree level of a program), data from 2013–14 was added and/or similar majors were combined. If there are fewer than five responses for a program from 2013–14 and 2014–15 together, the program is not included in the report. Similarly, two years of employment data (i.e., salary, job satisfaction, etc.) are reported together when fewer than five responses are available from 2014–15. Data from 2013–14 was added only to the individual reports for the majors, not to the overall college or university reports.

There were 316 students who completed two or more undergraduate majors and 4 who completed two master’s degrees during the graduation period. They are included once in each section of the report that corresponds to one of their degrees. No student’s data is ever counted twice in the same report section.

One purpose of this report is to help students with career exploration. To that end, reports for individual majors and programs include sample job titles and employer names. This information was provided by survey respondents from both 2013–14 and 2014–15.

NACE and Career and Student Employment Services acknowledge that the positive impact of a college education cannot be measured merely in terms of employment, earnings, or continued education. The most significant and substantive outcomes of personal and professional growth occur over the lifetime of the individual graduate.

# Demographics 2014–15

The target population for the Post-Graduation Activity Survey includes all WMU students who graduate with bachelor's, master's, or doctoral degrees during the year of the report. For 2014–15, we surveyed the 5217 students who earned their degrees between August 2014 and June 2015. Post-graduation activity data was obtained for 3929 graduates, or 75.3% of the population.\*

The tables below show demographic distributions for the survey population and the respondent population. Demographic data was obtained from the WMU Cognos “Degrees Awarded 70.00.20” report.

	All 2014–15 Graduates		Respondents	
Population Totals	5217		3929	
	Counts	Percents of total	Counts	Percents of total
<b>Degree Types</b>				
Bachelor's degree	3718	71.3%	2746	69.9%
Master's degree	1382	26.5%	1075	27.4%
Doctoral degree	117	2.2%	108	2.7%
<b>Graduation Semester</b>				
Summer II (August) 2014	562	10.8%	398	10.1%
Fall (December) 2014	1625	31.1%	1255	31.9%
Spring (May) 2015	2321	44.5%	1758	44.7%
Summer I (June) 2015	709	13.6%	518	13.2%
<b>Gender</b>				
Female	2872	55.1%	2210	56.2%
Male	2345	44.9%	1719	43.8%
<b>Race/Ethnicity</b>				
American Indian or Alaska Native	20	0.4%	14	0.4%
Asian	83	1.6%	66	1.7%
Black or African American	412	7.9%	313	8.0%
Hispanic	218	4.2%	154	3.9%
International	416	8.0%	349	8.9%
Native Hawaiian or Other Pacific Islander	4	0.1%	3	0.1%
Two or More Races	110	2.1%	84	2.1%
White	3905	74.9%	2914	74.2%
No response for race/ethnicity	49	0.9%	32	0.8%

\* An additional 24 graduates responded to the survey, but declined to provide their post-graduation activity.

# Western Michigan University

## Post-Graduation Activity Report

---

### Survey Population 2014–15

The Post-Graduation Activity Survey was sent to all of the 5217 students who earned a degree from Western Michigan University between August 2014 and June 2015. Data was obtained for 75.3% of all graduates.

	Number of graduates	Post-graduation data was obtained for:	
		count	percent
All degree recipients	5217	3929	75.3%
Bachelor's degree	3718	2746	73.9%
Master's degree	1382	1075	77.8%
Doctoral degree	117	108	92.3%

### Post-Graduation Activity 2014–15

88.2% of all responding graduates were **actively engaged** within three months of graduation.\*

	count	percent
Actively Engaged	3465	88.2%
Employed full time	2510	63.9%
Employed part time	325	8.3%
Continuing education	603	15.4%
Military service	27	0.7%
Not Actively Engaged	464	11.8%
Unemployed and seeking employment	405	10.3%
Not immediately seeking employment	47	1.2%
Volunteering	12	0.3%

---

\* "Active engagement" is defined as any type of employment (including full-time, part-time, or temporary employment, self-employment, and post-graduate internships/fellowships); continuing education; or military service. Categories not included in active engagement are unemployed and seeking employment; not seeking employment; and volunteering.



## Undergraduate Post-Graduation Activity

	count	percent
Actively Engaged*	2409	87.7%
Employed full time	1637	59.6%
Employed part time	252	9.2%
Continuing education	495	18.1%
Military service	25	0.9%
Not Actively Engaged	337	12.3%
Unemployed and seeking employment	293	10.7%
Not immediately seeking employment	34	1.2%
Volunteering	10	0.4%

## Graduate (Masters/Doctoral) Post-Graduation Activity

	count	percent
Actively Engaged*	1056	89.3%
Employed full time	873	73.8%
Employed part time	73	6.2%
Continuing education	108	9.1%
Military service	2	0.2%
Not Actively Engaged	127	10.7%
Unemployed and seeking employment	112	9.5%
Not immediately seeking employment	13	1.1%
Volunteering	2	0.2%

\*“Active engagement” is defined as any type of employment (including full-time, part-time, or temporary employment, self-employment, and post-graduate internships/fellowships); continuing education; or military service. Categories not included in active engagement are unemployed and seeking employment; not seeking employment; and volunteering.

## Employment Information

Survey respondents who indicated they were employed were asked to provide additional information about their employment, including rating on a scale of 1 to 5 the extent to which their job is related to their degree and their level of satisfaction with the job.

### Graduates Working Full Time

87% said their job was  
**related to their degree**  
(rating of 3 or higher)

To what extent is your job  
related to your degree?  
(1636 responses)

1 = "Not at all related"  
5 = "Highly related"

1	2	3	4	5 out of 5
6%	7%	12%	18%	57%

93% said they were  
**satisfied** with their job  
(rating of 3 or higher)

What is your level of  
satisfaction with your job?  
(1426 responses)

1 = "Not at all satisfied"  
5 = "Highly satisfied"

1-2	3	4	5 out of 5
7%	17%	28%	48%

### Graduates Working Part Time (less than 30 hours per week)

55% were **seeking**  
full-time employment  
(134 out of 242 responses)

45% were **not seeking**  
full-time employment  
(108 out of 242 responses)

61% said their job was  
**related to their degree**  
(rating of 3 or higher)

To what extent is your job  
related to your degree?  
(206 responses)

1 = "Not at all related"  
5 = "Highly related"

1	2	3	4	5 out of 5
32%	8%	13%	17%	31%

64% said they were  
**satisfied** with their job  
(rating of 3 or higher)

What is your level of  
satisfaction with your job?  
(197 responses)

1 = "Not at all satisfied"  
5 = "Highly satisfied"

1	2	3	4	5 out of 5
19%	17%	24%	20%	21%

## Broncos Pursuing Further Education

There were 603 graduates, or 15% of all respondents, who said they were pursuing further education or further study after completing their WMU degree (18% of undergraduate respondents and 9% of graduate respondents). They were asked for additional information about their future study, including the type of education they planned to pursue and which institution they planned to attend.

What type of additional education are you pursuing? (587 responses)	Master's Degree		Bachelor's Degree	
	370	63%	15	3%
	Doctoral Degree		Specialist Program	
	152	26%	9	2%
	Certification Program/Licensure		Associate's Degree	
	36	6%	5	1%

**54%** of respondents pursuing further education planned to attend WMU\*

Top Institutions	Number of attendees
Western Michigan University	273
Wayne State University	20
Michigan State University	19
University of Michigan	15
Grand Valley State University	8
University of Illinois	7
Eastern Michigan University	5

### 112 other institutions with fewer than five respondents attending:

Adler School of Psychology	Georgetown	Loyola University	Singapore Management University	U of Illinois at Chicago
Alma College	Georgia State	Marquette	University	University of Iowa
American Flyers	Hochschule für Musik und Theater	Max Planck Inst. for Chemical Ecology	Southern Illinois	University of Louisville
Anderson University	Illinois Institute of Technology	McGill	Specs Howard School of Media Arts	University of Massachusetts Amherst
Andrews University	Indiana State	MIT-Zaragoza	Spring Arbor St. Ambrose	University of Miami University of Minnesota
Baker	Indiana University	Morehead State	St. Augustine	University of Missouri
Ball State	International School of Management	National University of Health Sciences	St. Cloud State	University of Nebraska-Lincoln
Baylor University	IUT Annecy	New York University	SW College of Naturopathic Medicine	University of New England
Becker	Ivy Tech	North Dakota State	Texas Chiropractic College	University of North Texas
Bethel	Kansas State	Northern Arizona	The Chicago School of Professional Psychology	University of Notre Dame
Boston University	Kaplan	Northern Michigan	UC Davis	University of Oklahoma
Bowling Green State	Kellogg CC	Northwestern	UCLA	University of Oregon
CSU Long Beach	Kettering	Notre Dame Law	UNAM	University of South Carolina
Case Western Reserve	KU Leuven	Oakland CC	University of Arizona	University of South Florida
Columbia College	KVCC	Oakland University	University of Bremen	University of St Thomas
Columbia University	Lansing CC	Ohio State	University of Chicago	University of Tennessee
Concordia University	Liberty University	Palmer College of Chiropractic	University of Cincinnati	University of Texas at Dallas
Cornell University	Local 252 Apprenticeship School	Purdue	University of Colorado	University of Washington
Cornerstone University	London School of Economics	Queen's University of Belfast	University of Detroit Law School	Vanderbilt University
Davenport University	Lone Star College	Rice	University of Detroit Mercy	Virginia Tech
DCT Aviation CFI Training		Saint Louis	University of Georgia	Walsh College
Embry-Riddle Aeronautical		Salus University	University of Idaho	West Coast University
Erickson Institute		Santa Clara Law		Western Iowa Tech
Florida State				Yale

\* Count of respondents attending WMU includes 3 respondents attending WMU Cooley Law School and 3 attending WMU Homer Stryker M.D. School of Medicine.

## Employment Information (by Degree Type)

Survey respondents who indicated they were employed were asked to provide additional information about their employment, including rating on a scale of 1 to 5 the extent to which their job is related to their degree and their level of satisfaction with the job.

### Bachelor's Degree Recipients Working Full Time

**84%** said their job was  
**related to their degree**  
(rating of 3 or higher)

To what extent is your job  
related to your degree?  
(1106 responses)

1 = "Not at all related"  
5 = "Highly related"

<b>1</b> 8%	<b>2</b> 8%	<b>3</b> 14%	<b>4</b> 18%	<b>5 out of 5</b> 52%
----------------	----------------	-----------------	-----------------	--------------------------

**91%** said they were  
**satisfied** with their job  
(rating of 3 or higher)

What is your level of  
satisfaction with your job?  
(977 responses)

1 = "Not at all satisfied"  
5 = "Highly satisfied"

<b>1</b> 4%	<b>2</b> 5%	<b>3</b> 17%	<b>4</b> 28%	<b>5 out of 5</b> 47%
----------------	----------------	-----------------	-----------------	--------------------------

### Graduate (Master's/Doctoral) Degree Recipients Working Full Time

**95%** said their job was  
**related to their degree**  
(rating of 3 or higher)

To what extent is your job  
related to your degree?  
(530 responses)

1 = "Not at all related"  
5 = "Highly related"

<b>1-2</b> 5%	<b>3</b> 8%	<b>4</b> 19%	<b>5 out of 5</b> 67%
------------------	----------------	-----------------	--------------------------

**95%** said they were  
**satisfied** with their job  
(rating of 3 or higher)

What is your level of  
satisfaction with your job?  
(449 responses)

1 = "Not at all satisfied"  
5 = "Highly satisfied"

<b>1-2</b> 5%	<b>3</b> 18%	<b>4</b> 28%	<b>5 out of 5</b> 50%
------------------	-----------------	-----------------	--------------------------

Employment Information — Salaries

Survey respondents who indicated they were employed were asked to provide additional information about their employment, including salary range. Salaries are reported only for those respondents who say that their employment is **full time** (30 hours or more per week).

Median Salary Range\*\*  
(Full-Time Employment)



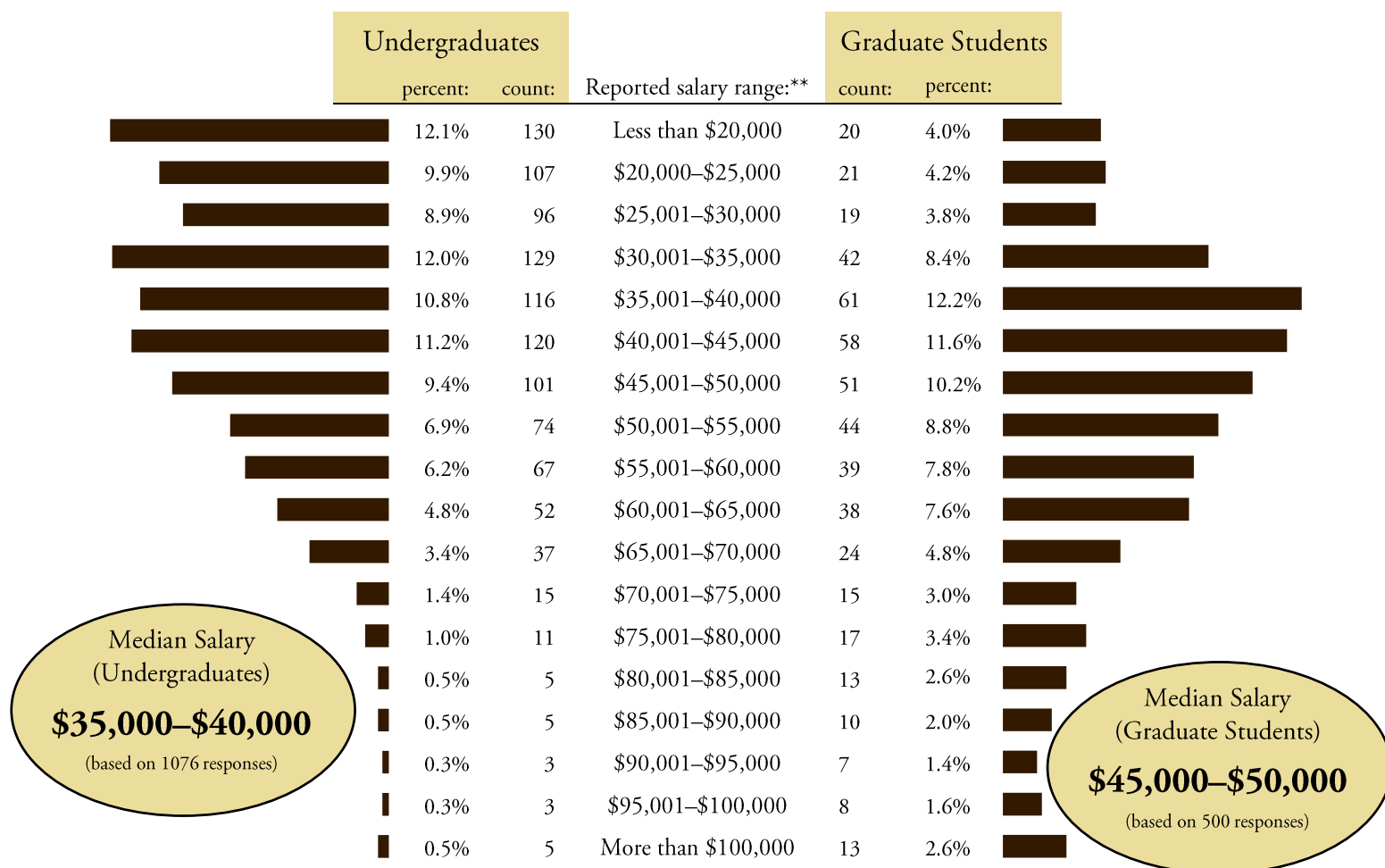
Reported salary range:**	count:	percent:	
Less than \$20,000	150	9.5%	<div></div>
\$20,000–\$25,000	128	8.1%	<div></div>
\$25,001–\$30,000	115	7.3%	<div></div>
\$30,001–\$35,000	171	10.9%	<div></div>
\$35,001–\$40,000	177	11.2%	<div></div>
\$40,001–\$45,000	178	11.3%	<div></div>
\$45,001–\$50,000	152	9.6%	<div></div>
\$50,001–\$55,000	118	7.5%	<div></div>
\$55,001–\$60,000	106	6.7%	<div></div>
\$60,001–\$65,000	90	5.7%	<div></div>
\$65,001–\$70,000	61	3.9%	<div></div>
\$70,001–\$75,000	30	1.9%	<div></div>
\$75,001–\$80,000	28	1.8%	<div></div>
\$80,001–\$85,000	18	1.1%	<div></div>
\$85,001–\$90,000	15	1.0%	<div></div>
\$90,001–\$95,000	10	0.6%	<div></div>
\$95,001–\$100,000	11	0.7%	<div></div>
More than \$100,000	18	1.1%	<div></div>

\*\* Salary data is self-reported and is not fact-checked.

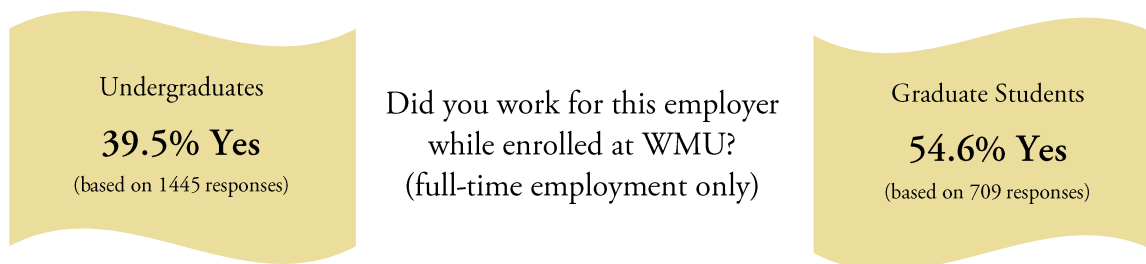


## Employment Information — Salaries (by Degree Type)

Survey respondents who indicated they were employed were asked to provide additional information about their employment, including salary range. Salaries are reported only for those respondents who say that their employment is **full time** (30 hours or more per week).



Survey respondents who indicated they were employed were asked if the job they report is new to them, or if they worked for the same employer while enrolled at WMU. More than half of graduate students working full time were already working while attending WMU, and kept the same job after graduation. In contrast, sixty percent of undergraduates working full time only started their job after graduation.

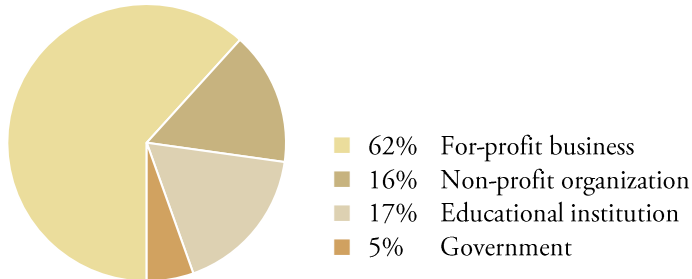


\*\* Salary data is self-reported and is not fact-checked.

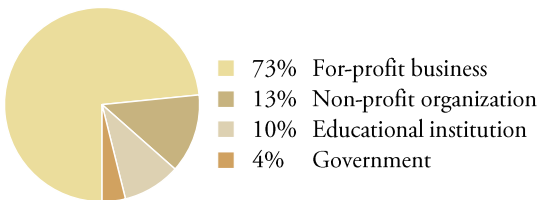
## Other Employment Information

Survey respondents were asked to identify the type of the organization where they are employed and the state or country where they are employed. The employer types and employment locations reported here include responses only from those who said that their employment is **full time** (30 hours or more per week).

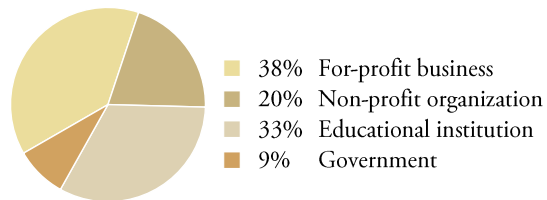
What type of organization is your employer?  
(Full-time only;  
2336 responses)



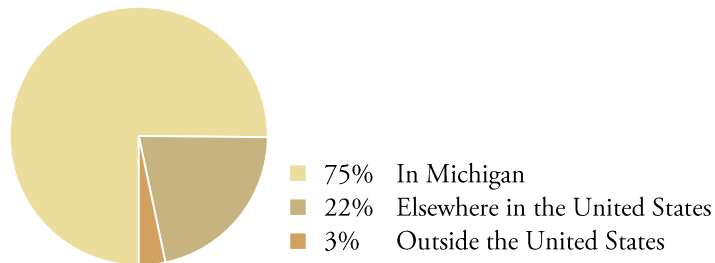
Undergraduates (1553 responses)



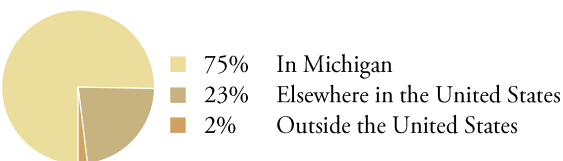
Graduate Students (783 responses)



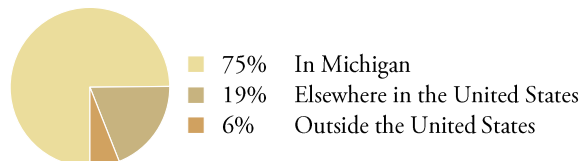
Where is your job located?  
(Full-time only;  
2381 responses)



Undergraduates (1578 responses)



Graduate Students (803 responses)



## Student Involvement at WMU

Students who responded to the survey were asked whether they participated in any of several activities, such as working in a job, joining a Registered Student Organization, or volunteering. Respondents could also choose to type in other activities they participated in.

**95%**  
of WMU students  
participated in at  
least one activity

While enrolled at WMU, did you ...	Respondents (3191 responses)
Work in an <b>internship</b> ?	45% Yes
Work a part-time job <b>off campus</b> ?	45% Yes
<b>Volunteer</b> or participate in service learning?	43% Yes
Join an <b>RSO</b> (Registered Student Organization) as a member?	35% Yes
Work a part-time job <b>on campus</b> ?	31% Yes
Attend professional <b>conferences</b> /workshops?	26% Yes
Work a <b>full-time</b> job?	24% Yes
Hold a <b>leadership</b> role in an RSO?	20% Yes
<b>Study abroad</b> ?	10% Yes
Participate in <b>athletics</b> ?	8% Yes

A separate survey question asked respondents whether they “participated in an experiential education activity” (such as an internship, co-op, practicum, faculty-directed research, or other work experience related to their field of study) while enrolled at WMU.

While enrolled at WMU, did  
you participate in an  
experiential education activity?

**75.4% Yes**  
(based on 3758 responses)

## Student Involvement at WMU (by Degree Type)

Students who responded to the survey were asked whether they participated in any of several activities, such as working in a job, joining a Registered Student Organization, or volunteering. Respondents could also choose to type in other activities they participated in.

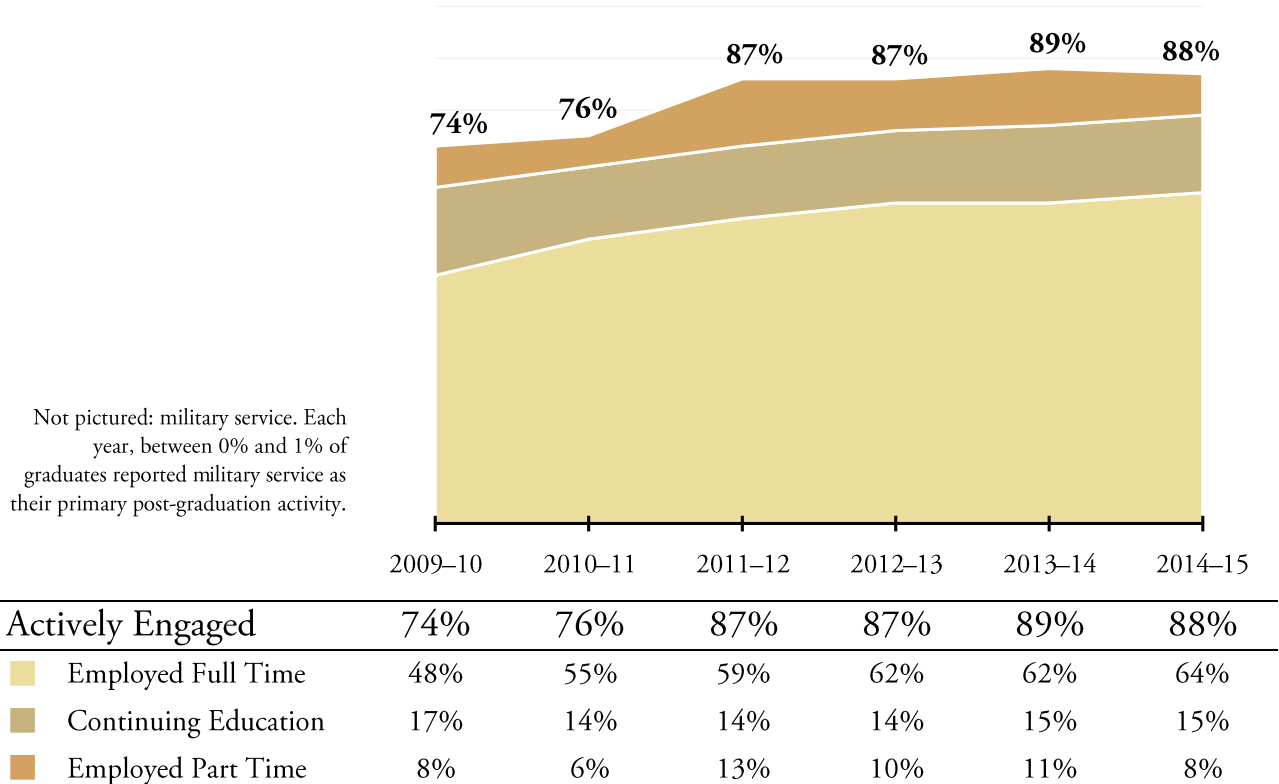
Undergraduates (2264 responses)	While enrolled at WMU, did you ...		Graduate Students (927 responses)
96% participated in at least one	48% Yes	Work in an <b>internship</b> ?	37% Yes
	53% Yes	Work a part-time job <b>off campus</b> ?	24% Yes
	49% Yes	<b>Volunteer</b> or participate in service learning?	28% Yes
	41% Yes	Join an <b>RSO</b> (Registered Student Organization) as a member?	19% Yes
	32% Yes	Work a part-time job <b>on campus</b> ?	31% Yes
	23% Yes	Attend professional <b>conferences</b> /workshops?	35% Yes
	19% Yes	Work a <b>full-time</b> job?	35% Yes
	24% Yes	Hold a <b>leadership</b> role in an RSO?	12% Yes
	12% Yes	<b>Study abroad</b> ?	5% Yes
	9% Yes	Participate in <b>athletics</b> ?	5% Yes

A separate survey question asked respondents whether they “participated in an experiential education activity” (such as an internship, co-op, practicum, faculty-directed research, or other work experience related to their field of study) while enrolled at WMU.

<p>Undergraduates</p> <p><b>75.0% Yes</b></p> <p>(based on 2657 responses)</p>	<p>While enrolled at WMU, did you participate in an <b>experiential education</b> activity?</p>	<p>Graduate Students</p> <p><b>76.4% Yes</b></p> <p>(based on 1101 responses)</p>
--	---	---

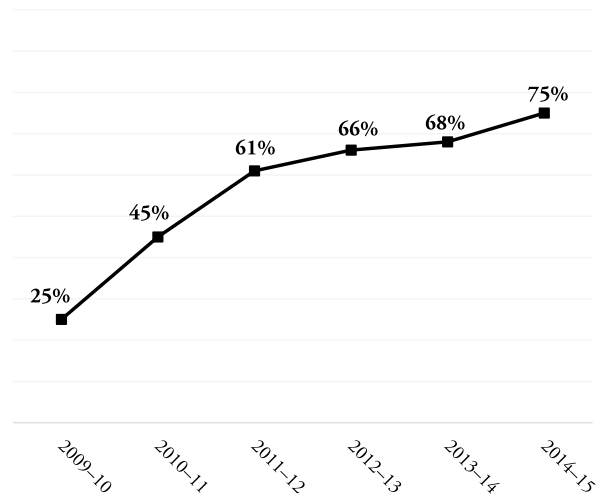
## Six Years of Post-Graduation Activity

For the last four years, **87% to 89%** of WMU graduates have been actively engaged within 3 months of graduating.



### Post-Graduation Activity Knowledge Rate

The chart to the right displays the knowledge rates for the Post-Graduation Activity Reports of the last six years. The report knowledge rate is the percentage of graduates for which WMU has obtained reasonable and verifiable post-graduation activity data. This data is obtained through the Post-Graduation Activity Survey conducted online each year, and starting in 2011–12 some additional data was obtained from public LinkedIn profiles and from the campus community. The report knowledge rate has increased from 25% in 2009–10 to over 75% for this 2014–15 report.







---

## Post-Graduation Activity Reports by College, Major and Program

---

College of Arts and Sciences.....	17
College of Aviation.....	79
College of Education and Human Development.....	88
College of Engineering and Applied Sciences.....	129
College of Fine Arts.....	156
Haworth College of Business.....	167
College of Health and Human Services.....	196
Interdisciplinary Programs.....	215



# Western Michigan University

## College of Arts and Sciences

### Post-Graduation Activity Report

---

Anthropology.....	21
Biology.....	23
Biomedical Sciences.....	25
Chemistry.....	27
Communication.....	29
Criminal Justice.....	31
Economics.....	33
English.....	35
English: Creative Writing.....	37
Environmental and Sustainability Studies.....	39
Film, Video, and Media Studies.....	40
Gender and Women's Studies.....	42
Geography.....	43
Geosciences.....	45
Global and International Studies.....	47
History.....	48
International Development Administration.....	50
Journalism.....	51
Mathematics.....	52
Medieval Studies.....	54
Organizational Communication.....	55
Philosophy.....	57
Physics.....	58
Political Science.....	60
Psychology.....	62
Public Administration.....	64
Public Relations.....	66
Religion.....	68
Science Education.....	69
Sociology.....	71
Spanish.....	73
Statistics.....	75
World Languages and Literatures.....	76

# College of Arts and Sciences

---

## Survey Population 2014–15

The Post-Graduation Activity Survey was sent to all of the 1469 students who earned a degree from the College of Arts and Sciences between August 2014 and June 2015. Data was obtained for 72.6% of all graduates.

	Number of graduates	Post-graduation data was obtained for:	
		count	percent
All degree recipients	1469	1066	72.6%
Bachelor's degree	1122	797	71.0%
Master's degree	283	211	74.6%
Doctoral degree	64	58	90.6%

## Post-Graduation Activity 2014–15

87.1% of all responding graduates were **actively engaged** within three months of graduation.\*

	count	percent
Actively Engaged	929	87.1%
Employed full time	562	52.7%
Employed part time	99	9.3%
Continuing education	256	24.0%
Military service	12	1.1%
Not Actively Engaged	137	12.9%
Unemployed and seeking employment	116	10.9%
Not immediately seeking employment	21	2.0%

---

\* "Active engagement" is defined as any type of employment (including full-time, part-time, or temporary employment, self-employment, and post-graduate internships/fellowships); continuing education; or military service. Categories not included in active engagement are unemployed and seeking employment; not seeking employment; and volunteering.

## Undergraduate Post-Graduation Activity

	count	percent
Actively Engaged*	683	85.7%
Employed full time	395	49.6%
Employed part time	75	9.4%
Continuing education	202	25.3%
Military service	11	1.4%
Not Actively Engaged	114	14.3%
Unemployed and seeking employment	97	12.2%
Not immediately seeking employment	17	2.1%

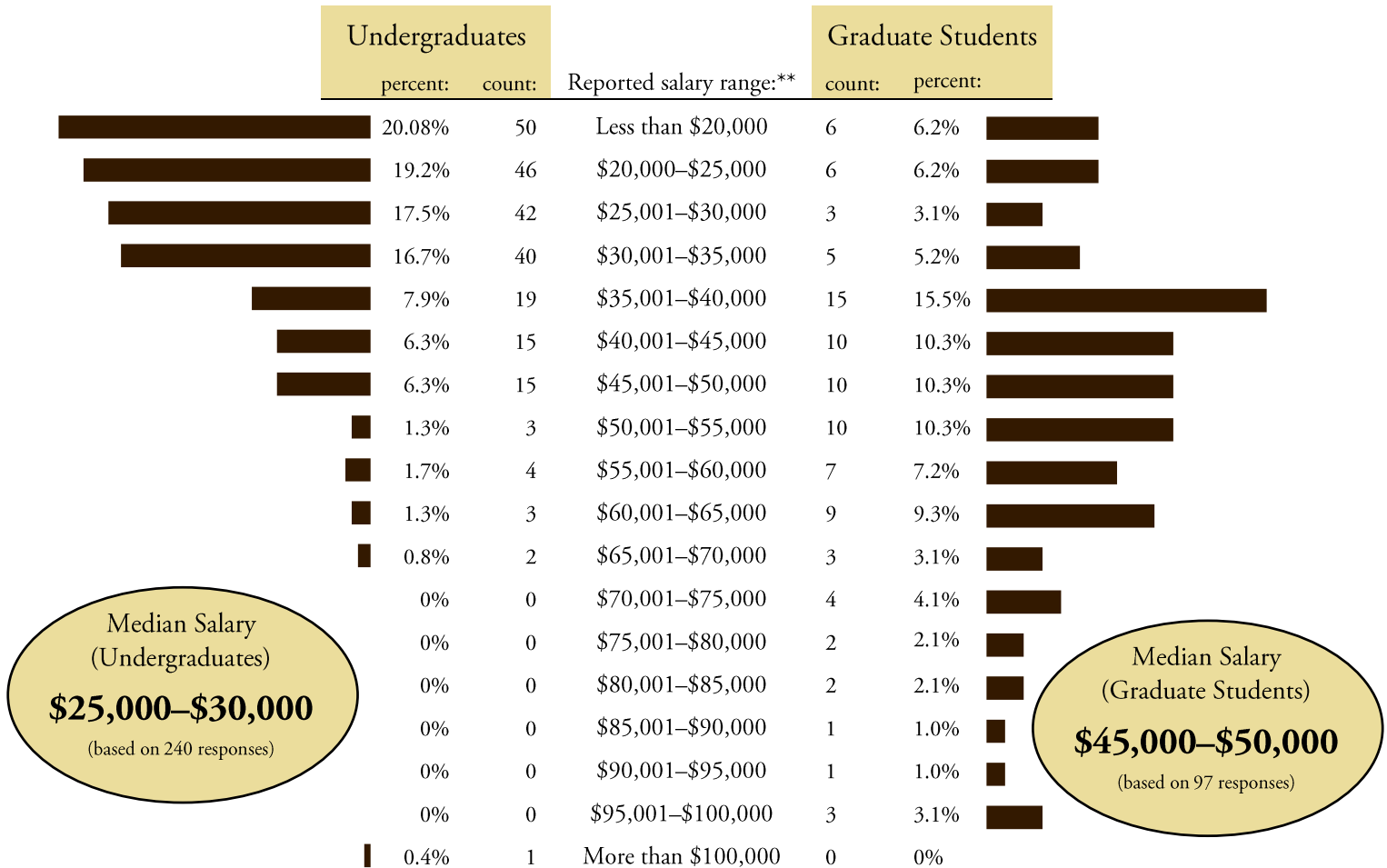
## Graduate (Masters/Doctoral) Post-Graduation Activity

	count	percent
Actively Engaged*	246	91.4%
Employed full time	167	62.1%
Employed part time	24	8.9%
Continuing education	54	20.1%
Military service	1	0.4%
Not Actively Engaged	23	8.6%
Unemployed and seeking employment	19	7.1%
Not immediately seeking employment	4	1.5%

\*“Active engagement” is defined as any type of employment (including full-time, part-time, or temporary employment, self-employment, and post-graduate internships/fellowships); continuing education; or military service. Categories not included in active engagement are unemployed and seeking employment; not seeking employment; and volunteering.

## Employment Information — Salaries

Survey respondents who indicated they were employed were asked to provide additional information about their employment, including salary range. Salaries are reported only for those respondents who say that their employment is **full time** (30 hours or more per week).



Survey respondents who indicated they were employed were asked if the job they report is new to them, or if they worked for the same employer while enrolled at WMU. The majority of students working full time, both undergraduates and graduate students, only started their job after graduation.

Undergraduates

**37% Yes**

(based on 356 responses)

Did you work for this employer  
while enrolled at WMU?  
(full-time employment only)

Graduate Students

**43% Yes**

(based on 136 responses)

\*\* Salary data is self-reported and is not fact-checked.



## Other Employment Information

Survey respondents were also asked to provide the location of their job, and were asked to rate on a scale of 1 to 5 their satisfaction with the job and the extent to which their job was related to their degree.

Undergraduates	Job information (full-time employment only)	Graduate Students
<b>66% Yes</b> (based on 250 responses)	<b>Job related to your degree</b> ("Yes" includes ratings of 3, 4, and 5 out of 5)	<b>97% Yes</b> (based on 108 responses)
<b>81% Yes</b> (based on 210 responses)	<b>Satisfied with the job</b> ("Yes" includes ratings of 3, 4, and 5 out of 5)	<b>99% Yes</b> (based on 95 responses)
<b>75% Yes</b> (based on 382 responses)	<b>Job located in Michigan</b>	<b>58% Yes</b> (based on 156 responses)

There were 99 respondents working part time (9% of all respondents). These respondents were asked whether they were seeking full-time employment. Of the 79 who answered, 52% said they were seeking full-time employment and 48% said they were not seeking full-time employment.

Respondents  
working part time:  
(based on 79 responses)

**Seeking full-time  
employment: 52%**

**Not seeking full-time  
employment: 48%**

## Experiential Education

Students who responded to the survey were asked whether they "participated in an experiential education activity" (such as an internship, co-op, practicum, faculty-directed research, or other work experience related to their field of study) while enrolled at WMU.

Undergraduates <b>73% Yes</b> (based on 782 responses)	While enrolled at WMU, did you participate in an experiential education activity?	Graduate Students <b>74% Yes</b> (based on 253 responses)
--	---	---

# Anthropology

## Survey Population 2014–15

Students graduating between August 2014 and June 2015 were surveyed. Data was obtained for 67% of all Anthropology graduates.

	Number of graduates	Post-graduation data was obtained for:	
		count	percent
All degree recipients	18	12	67%
Bachelor's degree	16	10	63%
Master's degree	2	2	100%

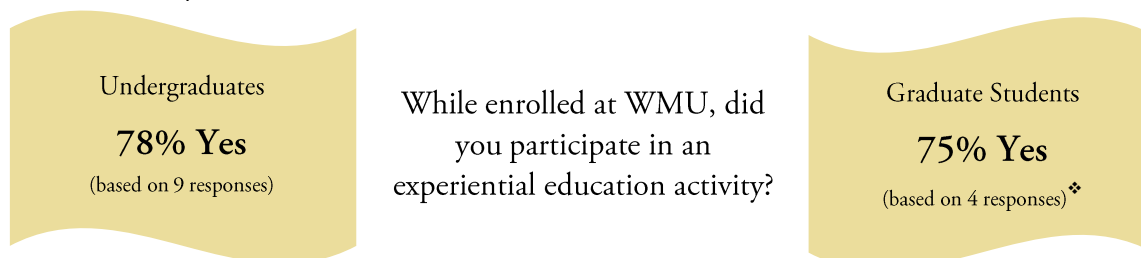
## Post-Graduation Activity 2014–15

80% of undergraduates and 100% of graduate students were **actively engaged**.\*

Undergraduates			Graduate students (two years combined)*	
count	percent		percent	count
8	80%	Actively Engaged	100%	9
2	20%	Employed full time	78%	7
1	10%	Employed part time	0%	0
5	50%	Continuing education	22%	2
2	20%	Not Actively Engaged	0%	0
1	10%	Unemployed and seeking employment	0%	0
1	10%	Not immediately seeking employment	0%	0

## Experiential Education

Students who responded to the survey were asked whether they “participated in an experiential education activity” (such as an internship, co-op, practicum, faculty-directed research, or other work experience related to their field of study) while enrolled at WMU.



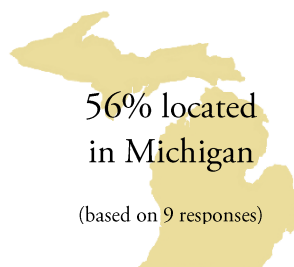
\* “Active engagement” is defined as any type of employment (including full-time, part-time, or temporary employment, self-employment, and post-graduate internships/fellowships); continuing education; or military service. Categories not included in active engagement are unemployed and seeking employment; not seeking employment; and volunteering.

❖ All post-graduation activity and experiential education data for graduate students is based on the most recent data from 2014–15 graduates, combined with data from 2013–14 graduates which was collected near the time of their graduation. We report two years of data together due to low numbers of responses. There were 7 graduate students who received degrees in 2013–14; post-graduation data was obtained for all 7 of them.

# Anthropology

## Employment Information<sup>Δ</sup>

Survey respondents who indicated they were employed were asked to provide additional information about their employment, including salary range, job location, a rating of their satisfaction with the job, and the extent to which the job is related to their degree.



83% reported that their job was **related to their degree**  
(based on 6 responses; includes ratings of 3, 4, and 5 out of 5)

100% said they were **satisfied** with their job  
(based on 3 responses; includes ratings of 3, 4, and 5 out of 5)

## Sample Job Titles and Employers

---

Adjunct Professor at Olivet College  
Archaeology Lab Manager at James Madison's  
Montpelier  
Assistant Director of Academic Advising at WMU

Associate Lecturer of ESL at University of Wisconsin  
Milwaukee  
Genetics Lab Assistant at Pfizer  
Sales Management Trainee at Enterprise Rent-A-Car

---

<sup>Δ</sup> Employment information is based on the most recent data from 2014–15 graduates, combined with data from 2013–14 graduates which was collected near the time of their graduation. We report two years of employment data together due to low numbers of responses.

## Survey Population 2014–15

Students graduating between August 2014 and June 2015 were surveyed. Data was obtained for 82% of all Biology graduates.

	Number of graduates	Post-graduation data was obtained for:	
		count	percent
All degree recipients	50	41	82%
Bachelor's degree	34	25	74%
Master's degree	13	13	100%
Doctoral degree	3	3	100%

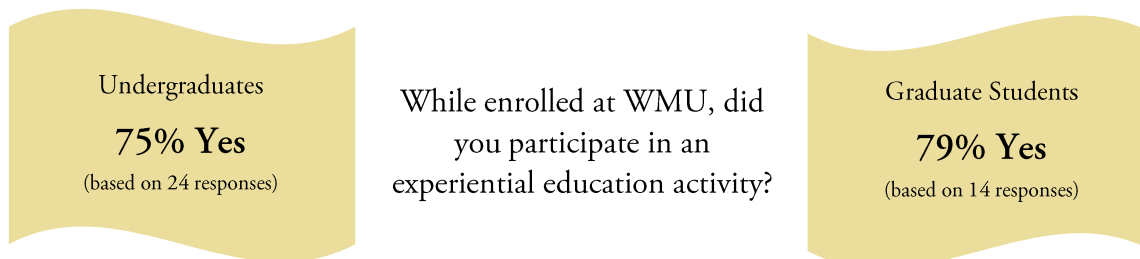
## Post-Graduation Activity 2014–15

84% of undergraduates and 88% of graduate students were **actively engaged**.\*

Undergraduates			Graduate students	
count	percent		percent	count
21	84%	Actively Engaged	88%	14
13	52%	Employed full time	44%	7
4	16%	Employed part time	13%	2
4	16%	Continuing education	31%	5
4	16%	Not Actively Engaged	13%	2
4	16%	Unemployed and seeking employment	6%	1
0	0%	Not immediately seeking employment	6%	1

## Experiential Education

Students who responded to the survey were asked whether they “participated in an experiential education activity” (such as an internship, co-op, practicum, faculty-directed research, or other work experience related to their field of study) while enrolled at WMU.



<sup>‡</sup> Data includes graduates who earned degrees in Biology and Biology: Secondary Education.

\* “Active engagement” is defined as any type of employment (including full-time, part-time, or temporary employment, self-employment, and post-graduate internships/fellowships); continuing education; or military service. Categories not included in active engagement are unemployed and seeking employment; not seeking employment; and volunteering.

# Biology

## Employment Information

Survey respondents who indicated they were employed were asked to provide additional information about their employment, including salary range, job location, a rating of their satisfaction with the job, and the extent to which the job is related to their degree.

Median Salary Ranges\*\*  
(Full-Time Employment)

Undergraduates

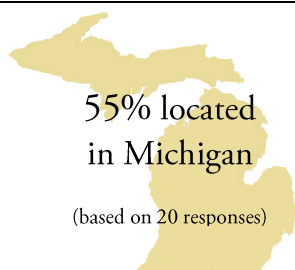
**\$30,000–\$35,000**

(based on 8 responses)

Graduate students

**\$50,000–\$55,000**

(based on 5 responses)



86% reported that their job was **related to their degree**  
(based on 14 responses; includes ratings of 3, 4, and 5 out of 5)

100% said they were **satisfied** with their job  
(based on 11 responses; includes ratings of 3, 4, and 5 out of 5)

## Sample Job Titles and Employers

Adjunct Faculty at National Louis University  
Adjunct Faculty at Southwestern Michigan College  
Assistant Maize Geneticist at Native Traits  
Assistant Professor at Mwenge University, Tanzania  
Associate Scientist at DPT Laboratories  
Biological Science Technician at US Army Corps of Engineers  
Coordinator of Data and Curriculum Support at WMU  
Environmental Science and Engineering Officer at U.S. Military  
Farm Mechanic at Russell Costanza Farms  
Forestry Tech at Department of the Interior  
Horticultural Grower and Supervisor at Kalamazoo Specialty Plants  
Hospital and Patient Services Manager at Fresenius Medical Care

Junior Specialist at University of California  
Laboratory Technician at Michigan State University  
Marine Mammal Intern at Gulf Coast Research Lab  
Medical Laboratory Technician at Borgess  
Microbiologist at Texas Department of State Health Services  
Microbiology Lab Technician at Perrigo  
Production Activity Technician at Pfizer  
QC Technician II at Kalsec  
Research Associate at Colorado State University  
Research Associate at MPI Research  
Researcher at National Botanical Garden of Santo Domingo  
Scientist/Study Director at MPI Research  
Youth Coordinator at PETA

\*\* Salary data is self-reported and is not fact-checked. Median reported salary ranges are provided for informational purposes only.

# Biomedical Sciences

## Survey Population 2014–15

Students graduating between August 2014 and June 2015 were surveyed. Data was obtained for 68% of all Biomedical Sciences graduates.

Bachelor's degree recipients

94

Post-Graduation data was obtained for

64 graduates (68%)

## Post-Graduation Activity 2014–15

88% of graduates were **actively engaged**.\*

	count	percent
Actively Engaged	56	88%
Employed full time	28	44%
Employed part time	2	3%
Continuing education	24	38%
Military service	2	3%
Not Actively Engaged	8	12%
Unemployed and seeking employment	6	9%
Not immediately seeking employment	2	3%

## Experiential Education

Students who responded to the survey were asked whether they “participated in an experiential education activity” (such as an internship, co-op, practicum, faculty-directed research, or other work experience related to their field of study) while enrolled at WMU.

While enrolled at WMU, did  
you participate in an  
experiential education activity?

**73% Yes**

(based on 63 responses)

\* “Active engagement” is defined as any type of employment (including full-time, part-time, or temporary employment, self-employment, and post-graduate internships/fellowships); continuing education; or military service. Categories not included in active engagement are unemployed and seeking employment; not seeking employment; and volunteering.

# Biomedical Sciences

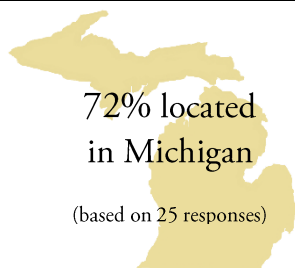
## Employment Information

Survey respondents who indicated they were employed were asked to provide additional information about their employment, including salary range, job location, a rating of their satisfaction with the job, and the extent to which the job is related to their degree.

Median Salary Range\*\*  
(Full-Time Employment)

**\$20,000–\$25,000**

(based on 17 responses)



68% reported that their job was **related to their degree**  
(based on 19 responses; includes ratings of 3, 4, and 5 out of 5)

75% said they were **satisfied** with their job  
(based on 16 responses; includes ratings of 3, 4, and 5 out of 5)

## Sample Job Titles and Employers

2LT/Active Duty Infantry Officer  
API Production at a pharmaceutical company  
Bioanalytical Research Associate at MPI Research  
Data Coordinator at MPI Research  
Emergency Room Nursing Technician at Spectrum Health  
Genetics Lab Assistant at Pfizer  
Greenhouse Assistant at Kalamazoo Specialty Plants  
In-Home Caregiver at Kalamazoo Community Mental Health  
In-Plant Chemist at Pfizer  
Lab Technician at MPI Research  
Laboratory Assistant at The American Red Cross  
Medical Interpreter at LanguageLine Solutions  
Medical Scribe at iScribeMD  
Medical Scribe at ScribeUSA  
Ophthalmic Assistant at Cedar Valley Eye Care

Patient Care Associate at Borgess  
Perioperative Blood Management Technician at Comprehensive Care Services  
Pharmaceutical Technician at Watkins Pharmacy and Surgical Supply  
Pharmaceuticals at Meijer  
Pharmacy Technician at Walgreens  
Phlebotomist at Biomat USA  
Physical Therapy Technician at Family Health Center  
Quality Analyst/Lab Tech at ConAgra Foods  
Research Associate at MPI Research  
Research Technician at MPI Research  
Researcher at University of Chicago Pritzker School of Medicine  
Small Animal Toxicologist at MPI Research  
Technical Sales Representative at Neogen

\*\* Salary data is self-reported and is not fact-checked. Median reported salary ranges are provided for informational purposes only.

# Chemistry

## Survey Population 2014–15

Students graduating between August 2014 and June 2015 were surveyed. Data was obtained for 75% of all Chemistry graduates.

	Number of graduates	Post-graduation data was obtained for:	
		count	percent
All degree recipients	32	24	75%
Bachelor's degree	24	18	75%
Master's degree	3	2	67%
Doctoral degree	5	4	80%

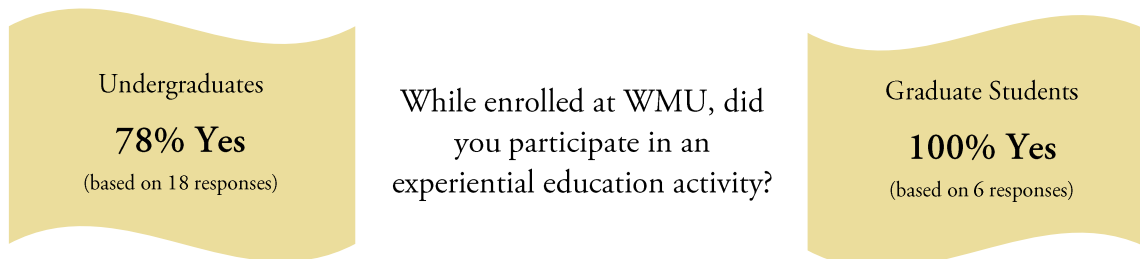
## Post-Graduation Activity 2014–15

72% of undergraduates and 100% of graduate students were **actively engaged**.\*

Undergraduates			Graduate students	
count	percent		percent	count
13	72%	Actively Engaged	100%	6
6	33%	Employed full time	83%	5
1	6%	Employed part time	0%	0
5	28%	Continuing education	17%	1
1	6%	Military service	0%	0
5	28%	Not Actively Engaged	0%	0
3	17%	Unemployed and seeking employment	0%	0
2	11%	Not immediately seeking employment	0%	0

## Experiential Education

Students who responded to the survey were asked whether they “participated in an experiential education activity” (such as an internship, co-op, practicum, faculty-directed research, or other work experience related to their field of study) while enrolled at WMU.



\* “Active engagement” is defined as any type of employment (including full-time, part-time, or temporary employment, self-employment, and post-graduate internships/fellowships); continuing education; or military service. Categories not included in active engagement are unemployed and seeking employment; not seeking employment; and volunteering.



# Chemistry

## Employment Information

Survey respondents who indicated they were employed were asked to provide additional information about their employment, including salary range, job location, a rating of their satisfaction with the job, and the extent to which the job is related to their degree.

Median Salary Ranges\*\*  
(Full-Time Employment)

Undergraduates

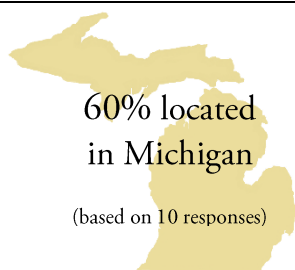
**\$40,000–\$45,000**

(based on 5 responses)

Graduate students<sup>Δ</sup>

**\$55,000–\$60,000**

(based on 6 responses)



75% reported that their job was **related to their degree**  
(based on 8 responses; includes ratings of 3, 4, and 5 out of 5)

83% said they were **satisfied** with their job  
(based on 6 responses; includes ratings of 3, 4, and 5 out of 5)

## Sample Job Titles and Employers

2LT/Space Operations Officer at U.S. Air Force  
Assistant Professor at Taif University, Saudi Arabia  
Associate Scientist at MPI  
Chemist at a Government Agency  
Chief Operating Officer at The Technology Pool  
Instructor at Kalamazoo Valley Community College  
Lab Technician at Manpower  
Laboratory Technician at Universal Laboratory Services

Lecturer at Tafila Technical University, Jordan  
Peptide Chemist at Huntingdon Life Sciences  
Postdoctoral Fellow at Michigan State University  
Regulatory Affairs Analyst at Stryker  
Research Scientist—Analytical Lead at Phycal  
Scientist at Perrigo  
Senior Customer Analyst at Kellogg  
Tech Service Engineer at Enthone

<sup>Δ</sup> Median salary for graduate students is based on the most recent data from 2014–15 graduates, combined with data from 2013–14 graduates which was collected near the time of their graduation. We report two years of salary data together due to low numbers of responses from graduate students.

\*\* Salary data is self-reported and is not fact-checked. Median reported salary ranges are provided for informational purposes only.

# Communication<sup>‡</sup>

## Survey Population 2014–15

Students graduating between August 2014 and June 2015 were surveyed. Data was obtained for 83% of all Communication graduates.

	Number of graduates	Post-graduation data was obtained for:	
		count	percent
All degree recipients	71	59	83%
Bachelor's degree	60	48	80%
Master's degree	11	11	100%

## Post-Graduation Activity 2014–15

94% of undergraduates and 82% of graduate students were **actively engaged**.\*

Undergraduates			Graduate students	
count	percent		percent	count
45	94%	Actively Engaged	82%	9
33	69%	Employed full time	55%	6
5	10%	Employed part time	0%	0
7	15%	Continuing education	27%	3
3	6%	Not Actively Engaged	18%	2
2	4%	Unemployed and seeking employment	9%	1
1	2%	Not immediately seeking employment	9%	1

## Employment Information

Survey respondents who indicated they were employed were asked to provide additional information about their employment, including salary range, job location, a rating of their satisfaction with the job, and the extent to which the job is related to their degree.

Median Salary Ranges\*\*  
(Full-Time Employment)

Undergraduates  
**\$35,000–\$40,000**  
(based on 15 responses)

Graduate students<sup>Δ</sup>  
**\$50,000–\$55,000**  
(based on 6 responses)

72% located  
in Michigan  
(based on 39 responses)

85% reported that their job was **related to their degree**  
(based on 20 responses; includes ratings of 3, 4, and 5 out of 5)

100% said they were **satisfied** with their job  
(based on 17 responses; includes ratings of 3, 4, and 5 out of 5)

<sup>‡</sup> Data includes graduates who earned degrees in Communication; Communication Studies; and Interpersonal Communication.

\* “Active engagement” is defined as any type of employment (including full-time, part-time, or temporary employment, self-employment, and post-graduate internships/fellowships); continuing education; or military service. Categories not included in active engagement are unemployed and seeking employment; not seeking employment; and volunteering.

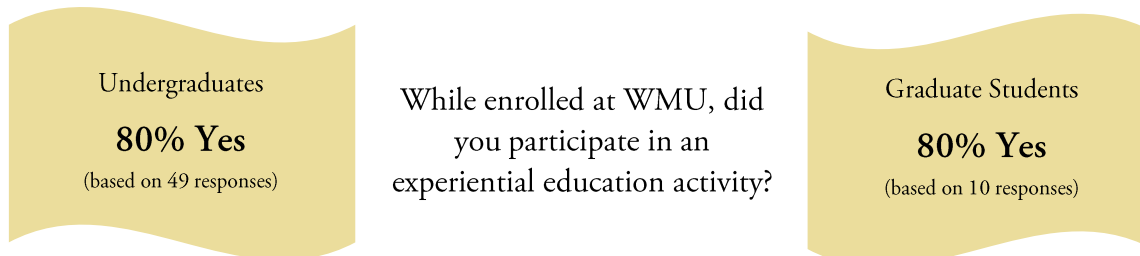
\*\* Salary data is self-reported and is not fact-checked. Median reported salary ranges are provided for informational purposes only.

<sup>Δ</sup> Median salary for graduate students is based on the most recent data from 2014–15 graduates, combined with data from 2013–14 graduates which was collected near the time of their graduation. We report two years of salary data together due to low numbers of responses from graduate students.

# Communication

## Experiential Education

Students who responded to the survey were asked whether they “participated in an experiential education activity” (such as an internship, co-op, practicum, faculty-directed research, or other work experience related to their field of study) while enrolled at WMU.



## Sample Job Titles and Employers

Account Executive at Fox 28-WSJV  
Account Executive at Great Plains Media  
Account Executive at Greater Media Detroit  
ACE Early Literacy Tutor at AmeriCorps  
Administrative Assistant at KAMSC  
Administrative Coordinator, Project Manager at CLi Digital Media  
Admissions and Social Media Coordinator at WMU School of Medicine  
Assistant Marketing Coordinator at Lakeview Hills Golf Resort  
Associate Director at Southwest Michigan First  
Audio Engineer at Soundstamp Recording  
Case Worker at Green Gables Haven  
Catering Sales Coordinator at Four Points by Sheraton  
Corporate Human Resources at Meijer  
Customer Service Specialist at bswift  
Director of Human Resources at InterCare Community Health Network  
Director of Operations and Communications at Lakeshore Ethnic Diversity Alliance  
E-Commerce Digital Assistant  
Executive Manager at Young Entrepreneurs Across America  
Executive Team Leader at Target  
Fulfillment Coordinator at Prizellogic

Graphic Designer at Mnemonic — A Brand Solutions Group  
Intern at Quicken Loans  
Marketing at Quicken Loans  
Online Marketing Manager at TAW Global  
Order Management Coordinator at PepsiCo  
Outreach Worker at Prevention Works  
Production Assistant at FOX Sports  
Receptionist at The Family Room  
Recovery Coach Family Engagement Therapy at Family Outreach Center  
Recruiter for Central Michigan Region and Community Colleges at EDUStaff  
Retail Associate at the Detroit Lions  
Sales at Denca, Dominican Republic  
Sales Consultant at Jonathan Stevens  
Sales Representative at Hormel Foods  
Sales Representative at Total Quality Logistics  
Security Officer at Promedica Health Systems  
Senior Associate at Sabo Public Relations  
Senior Communications Specialist at Perrigo  
Staff at FAFF Place Child Care  
Student Service Coordinator at Minnesota State University  
Talent Acquisition Specialist at Arrow Strategies  
Technical Consultant at Unconventional Solutions

# Criminal Justice

## Survey Population 2014–15

Students graduating between August 2014 and June 2015 were surveyed. Data was obtained for 62% of all Criminal Justice graduates.

Bachelor's degree recipients  
**149**

Post-Graduation data was obtained for  
**93 graduates (62%)**

## Post-Graduation Activity 2014–15

74% of graduates were **actively engaged**.\*

	count	percent
Actively Engaged	69	74%
Employed full time	38	41%
Employed part time	6	6%
Continuing education	20	22%
Military service	5	5%
Not Actively Engaged	24	26%
Unemployed and seeking employment	24	26%

## Experiential Education

Students who responded to the survey were asked whether they “participated in an experiential education activity” (such as an internship, co-op, practicum, faculty-directed research, or other work experience related to their field of study) while enrolled at WMU.

While enrolled at WMU, did  
you participate in an  
experiential education activity?

**51% Yes**  
(based on 89 responses)

\* “Active engagement” is defined as any type of employment (including full-time, part-time, or temporary employment, self-employment, and post-graduate internships/fellowships); continuing education; or military service. Categories not included in active engagement are unemployed and seeking employment; not seeking employment; and volunteering.

# Criminal Justice

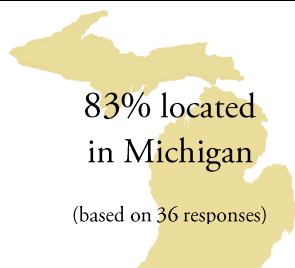
## Employment Information

Survey respondents who indicated they were employed were asked to provide additional information about their employment, including salary range, job location, a rating of their satisfaction with the job, and the extent to which the job is related to their degree.

Median Salary Range\*\*  
(Full-Time Employment)

**\$25,000–\$30,000**

(based on 30 responses)



61% reported that their job was **related to their degree**  
(based on 31 responses; includes ratings of 3, 4, and 5 out of 5)

70% said they were **satisfied** with their job  
(based on 27 responses; includes ratings of 3, 4, and 5 out of 5)

## Sample Job Titles and Employers

2LT, Military Police  
Aerospace Propulsion Craftsman at Michigan Air  
National Guard  
Bail Bondsman/Bounty Hunter in Training at Dog  
and Beth on the Hunt  
Child Care Worker at Allegan Youth and Detention  
Center  
Classroom Aide at Kalamazoo Regional Educational  
Service Agency  
Crisis Worker at Gryphon Place  
Direct Care Worker at Catholic Charities  
Director of Client-Employee Relations at Michigan  
Personalized Home Care  
E-4 Infantry, US Army  
Football Player at the Giants  
Intelligence Analyst at the Federal Bureau of  
Investigation  
Lead Youth Specialist at Kalamazoo County  
Government  
Parole/Probation Agent at State of Michigan

Patrol Officer at Pokagon Band Tribal Police  
Patrol Officer at the Indianapolis Metropolitan Police  
Department  
Police Officer at a Florida Police Department  
Police Officer at City of Mackinac Island  
Range Safety Officer/Sales at Barracks 616  
Resident Coordinator at KPEP  
Risk Management at Financial Credit Union  
Security Officer at GHG  
Security Officer at Promedica Health Systems  
Security Officer at Securitas Security Services  
Senior Airman USAF  
Staff Sergeant, Military Police  
T&M Intake Specialist at St. Joseph County, IN  
Adult Probation Department  
Technical Recruiter at Reliance One  
Word Processor at VanWagoner Shinar Law Firm  
Youth Specialist at Kalamazoo County Juvenile Home  
Youth Specialist at Kent County Government

\*\* Salary data is self-reported and is not fact-checked. Median reported salary ranges are provided for informational purposes only.

# Economics

## Survey Population 2014–15

Students graduating between August 2014 and June 2015 were surveyed. Data was obtained for 63% of all Economics graduates.

	Number of graduates	Post-graduation data was obtained for:	
		count	percent
All degree recipients	38	24	63%
Bachelor's degree	9	2	22%
Master's degree	25	18	72%
Doctoral degree	4	4	100%

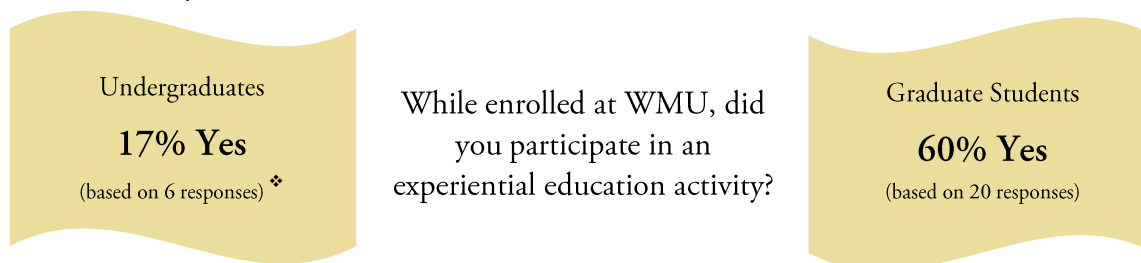
## Post-Graduation Activity 2014–15

86% of undergraduates and 86% of graduate students were **actively engaged**.\*

Undergraduates (two years combined)*			Graduate students	
count	percent		percent	count
6	86%	Actively Engaged	86%	19
5	71%	Employed full time	50%	11
1	14%	Employed part time	5%	1
0	0%	Continuing education	32%	7
1	14%	Not Actively Engaged	14%	3
1	14%	Unemployed and seeking employment	9%	2
0	0%	Not immediately seeking employment	5%	1

## Experiential Education

Students who responded to the survey were asked whether they “participated in an experiential education activity” (such as an internship, co-op, practicum, faculty-directed research, or other work experience related to their field of study) while enrolled at WMU.



\* “Active engagement” is defined as any type of employment (including full-time, part-time, or temporary employment, self-employment, and post-graduate internships/fellowships); continuing education; or military service. Categories not included in active engagement are unemployed and seeking employment; not seeking employment; and volunteering.

❖ All post-graduation activity and experiential education data for undergraduate students is based on the most recent data from 2014–15 graduates, combined with data from 2013–14 graduates which was collected near the time of their graduation. We report two years of data together due to low numbers of responses. There were 8 undergraduates who received degrees in 2013–14; post-graduation data was obtained for 5 of them.

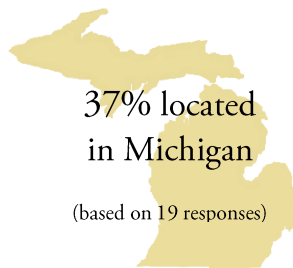
# Economics

## Employment Information<sup>Δ</sup>

Survey respondents who indicated they were employed were asked to provide additional information about their employment, including salary range, job location, a rating of their satisfaction with the job, and the extent to which the job is related to their degree.

Median Salary Range\*\*  
(Full-Time Employment)

Graduate students  
**\$50,000–\$55,000**  
(based on 7 responses)



83% reported that their job was **related to their degree**  
(based on 12 responses; includes ratings of 3, 4, and 5 out of 5)

67% said they were **satisfied** with their job  
(based on 6 responses; includes ratings of 3, 4, and 5 out of 5)

## Sample Job Titles and Employers

Adjunct Professor at Davenport University  
Analyst at Wiland  
Assistant Professor of Economics at Maryville College  
Associate Actuary at Swiss Reinsurance America  
Credit Loss Specialist at PNC Bank  
Deputy Director for Capacity Building Programs at  
Planning and Development Ministry, Cote  
D'Ivoire  
Economist at Central Bank of the Dominican  
Republic  
Financial Analyst at Chase

Lecturer at Universitas Gadjah Mada, Indonesia  
Pricing Analyst at US Signal  
Research and Grant Assistant at WMU Center for  
African Development Policy Research  
Risk Modeling and Analytics at Flagstar Bank  
Senior Decision Scientist at Gordon Food Service  
Statistical Data Analyst at Schools First Federal Credit  
Union  
Vice President of Operations at Bud & Elsie's

<sup>Δ</sup> Employment information is based on the most recent data from 2014–15 graduates, combined with data from 2013–14 graduates which was collected near the time of their graduation. We report two years of employment data together due to low numbers of responses.

\*\* Salary data is self-reported and is not fact-checked. Median reported salary ranges are provided for informational purposes only.

## Survey Population 2014–15

Students graduating between August 2014 and June 2015 were surveyed. Data was obtained for 75% of all English graduates.

	Number of graduates	Post-graduation data was obtained for:	
		count	percent
All degree recipients	73	55	75%
Bachelor's degree	63	48	76%
Master's degree	7	4	57%
Doctoral degree	3	3	100%

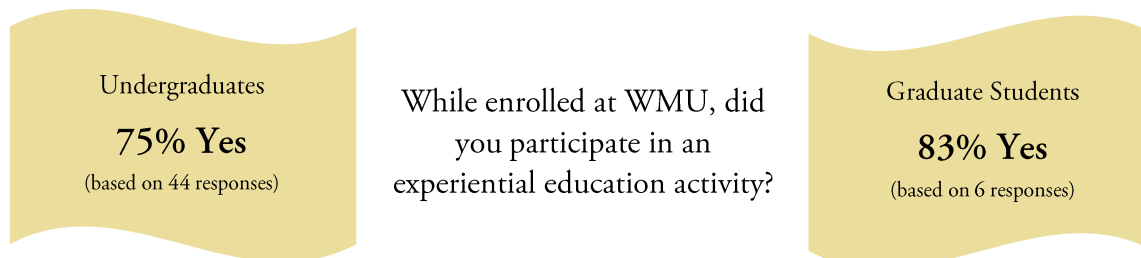
## Post-Graduation Activity 2014–15

83% of undergraduates and 100% of graduate students were **actively engaged**.\*

Undergraduates			Graduate students	
count	percent		percent	count
40	83%	Actively Engaged	100%	7
32	67%	Employed full time	71%	5
4	8%	Employed part time	14%	1
4	8%	Continuing education	14%	1
8	17%	Not Actively Engaged	0%	0
8	17%	Unemployed and seeking employment	0%	0

## Experiential Education

Students who responded to the survey were asked whether they “participated in an experiential education activity” (such as an internship, co-op, practicum, faculty-directed research, or other work experience related to their field of study) while enrolled at WMU.



‡ Data includes graduates who earned degrees in English; English: Rhetoric and Writing Studies; and English: Secondary Education.

\* “Active engagement” is defined as any type of employment (including full-time, part-time, or temporary employment, self-employment, and post-graduate internships/fellowships); continuing education; or military service. Categories not included in active engagement are unemployed and seeking employment; not seeking employment; and volunteering.



# English

## Employment Information

Survey respondents who indicated they were employed were asked to provide additional information about their employment, including salary range, job location, a rating of their satisfaction with the job, and the extent to which the job is related to their degree.

Median Salary Ranges\*\*  
(Full-Time Employment)

Undergraduates

**\$20,000–\$25,000**

(based on 24 responses)

Graduate students<sup>Δ</sup>

**\$45,000–\$50,000**

(based on 9 responses)



79% reported that their job was **related to their degree**  
(based on 28 responses; includes ratings of 3, 4, and 5 out of 5)

88% said they were **satisfied** with their job  
(based on 25 responses; includes ratings of 3, 4, and 5 out of 5)

## Sample Job Titles and Employers

7th Grade Language Arts Teacher at Elkhart  
Community Schools  
Adjunct Instructor of English at Grand Valley State  
University  
Admissions Advocate/Re-Enrollment Advisor at  
Hennepin Technical College  
After School Care Director at St. Monica School  
Assistant Professor at Harding University  
Assistant Professor at Henderson State University  
Campus Coach, Seita Scholars Program at WMU  
Children's Literature Specialist at Brilliant Books  
Client Analysis at Harvard Management Associates  
Co-Owner at Daily Consulting  
Director of Learning Center at Portage Public Schools  
Editorial Assistant at a publishing company  
Educational Specialist at Let's Talk About It CMH  
Elliott Larsen Faith Director at the Human Rights  
Campaign  
Employer Relations Associate at WMU Career and  
Student Employment Services  
English Teacher at Baltimore County Public Schools  
Equipment Manager at Wichita State University

Financial Proofreader at Plante Moran  
English Teacher at Gull Lake Community Schools  
Intern for the Digital Department at WOOD TV8  
Legal Assistant at The Law Office of William J. Factor  
Librarian at University of Notre Dame  
Machinist at Blue Diamond Steel Castings  
Marketing Intern at AdAdapted  
Medical Media and Public Affairs at the U.S.  
Department of Veterans Affairs  
Owner and Consultant/Writer at Right Way  
Consulting  
Owner at Andrew Layton Racing  
Permanent Sub/Office Aide at Parchment HS  
Professor at Chippewa Valley Technical College  
Radio Promoter at Distiller Promo  
Substitute Teacher at EDUStaff  
Substitute Teacher at PESG  
Table Games Dealer at FireKeepers Casino Hotel  
Teacher at Dysart Unified School District  
Teacher at Gull Lake High School  
Teacher at Paw Paw Public Schools

<sup>Δ</sup> Median salary range for graduate students is based on the most recent data from 2014–15 graduates, combined with data from 2013–14 graduates which was collected near the time of their graduation. We report two years of salary data together due to low numbers of responses from graduate students.

\*\* Salary data is self-reported and is not fact-checked. Median reported salary ranges are provided for informational purposes only.

# English: Creative Writing

## Survey Population 2014–15

Students graduating between August 2014 and June 2015 were surveyed. Data was obtained for 72% of all English: Creative Writing graduates.

	Number of graduates	Post-graduation data was obtained for:	
		count	percent
All degree recipients	57	41	72%
Bachelor's degree	45	31	69%
Master's degree	9	7	78%
Doctoral degree	3	3	100%

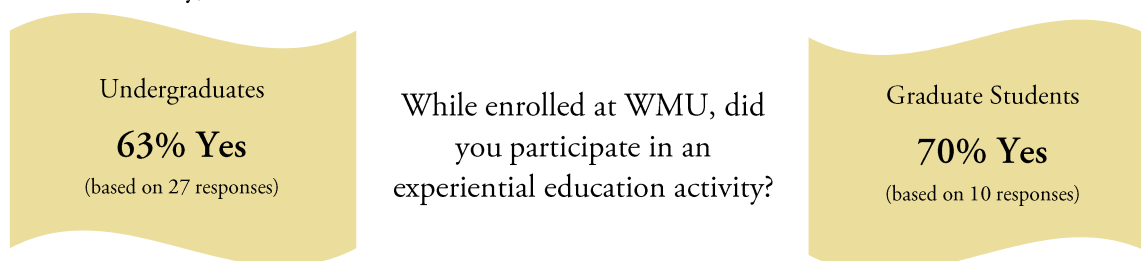
## Post-Graduation Activity 2014–15

87% of undergraduates and 90% of graduate students were **actively engaged**.\*

Undergraduates			Graduate students	
count	percent		percent	count
27	87%	Actively Engaged	90%	9
15	48%	Employed full time	70%	7
5	16%	Employed part time	10%	1
7	23%	Continuing education	10%	1
4	13%	Not Actively Engaged	10%	1
3	10%	Unemployed and seeking employment	10%	1
1	3%	Not immediately seeking employment	0%	0

## Experiential Education

Students who responded to the survey were asked whether they “participated in an experiential education activity” (such as an internship, co-op, practicum, faculty-directed research, or other work experience related to their field of study) while enrolled at WMU.



\* “Active engagement” is defined as any type of employment (including full-time, part-time, or temporary employment, self-employment, and post-graduate internships/fellowships); continuing education; or military service. Categories not included in active engagement are unemployed and seeking employment; not seeking employment; and volunteering.

# English: Creative Writing

## Employment Information

Survey respondents who indicated they were employed were asked to provide additional information about their employment, including salary range, job location, a rating of their satisfaction with the job, and the extent to which the job is related to their degree.

Median Salary Ranges\*\*  
(Full-Time Employment)

Undergraduates

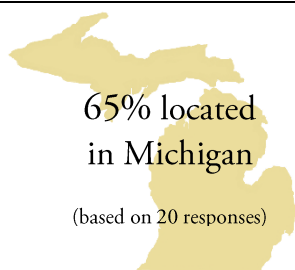
**\$17,500–\$22,500**

(based on 10 responses)

Graduate students

**\$30,000–\$35,000**

(based on 6 responses)



63% reported that their job was **related to their degree**  
(based on 16 responses; includes ratings of 3, 4, and 5 out of 5)

81% said they were **satisfied** with their job  
(based on 16 responses; includes ratings of 3, 4, and 5 out of 5)

## Sample Job Titles and Employers

Adult Foster Care Direct Care Staff at J2S Group  
Healthforce  
Agent at New York Life Insurance  
Application Processor at WMU  
Assistant Professor at Kansas State University  
Doctoral Associate at University of Georgia  
English Instructor at Coco Juku, Japan  
English Teacher at Education First  
Executive Editor at Dublin Poetry Review  
Fulbright English Teaching Assistant at US Fulbright  
Commission  
Instructor at Hope College and WMU  
Instructor of Composition at Indiana University  
Legal Assistant at Bleakley, Cypher, Parent, Warren  
and Quinn

Legislative Intern at Representative Fred Upton  
Marketing Assistant at Jack's Wholesale Windows  
Office Assistant at VistaNational Insurance Group  
Receptionist at Kalamazoo Institute of Arts  
Reviewer at Foreword Reviews  
Self-Employed Freelance Writer  
Senior Editor at Autostraddle.com  
Substitute Teacher at PESG  
Technical Writing and Creative Writing at ELC  
Pharmaceuticals  
Video Editor at Rhino Media Productions  
Visiting Assistant Professor at Otterbein University  
Writer at Gwythdarian  
Youth Development Coordinator at Restorers

\*\* Salary data is self-reported and is not fact-checked. Median reported salary ranges are provided for informational purposes only.

# Environmental and Sustainability Studies

## Survey Population 2014–15

Students graduating between August 2014 and June 2015 were surveyed.

Bachelor's degree recipients  
**29**

Post-Graduation data was obtained for  
**21 graduates (72%)**

## Post-Graduation Activity 2014–15

67% of graduates were **actively engaged**.\*

	count	percent
Actively Engaged	14	67%
Employed full time	10	48%
Employed part time	2	10%
Continuing education	2	10%

	count	percent
Not Actively Engaged	7	33%
Unemployed and seeking employment	6	29%
Not seeking employment	1	5%

## Experiential Education

Students who responded to the survey were asked whether they “participated in an experiential education activity” (such as an internship, co-op, practicum, faculty-directed research, or other work experience related to their field of study) while enrolled at WMU.

While enrolled at WMU, did you participate in an experiential education activity?

**89% Yes**  
(based on 19 responses)

## Employment Information

Survey respondents who indicated they were employed were asked to provide additional information about their job, including salary range, job location, and the extent to which the job is related to their degree.

Median Salary Range\*\*  
**\$25,000–\$30,000**  
(based on 6 responses;  
full-time employment only)

70% located  
in Michigan  
(based on 10 responses)

67% reported that their job was  
**related to their degree**  
(based on 6 responses;  
includes ratings of 3, 4, and 5 out of 5)

## Sample Job Titles and Employers

Associate Scientist at DPT Laboratories  
Data Consultant at Auditrax  
Director of Operations and Communications at  
Lakeshore Ethnic Diversity Alliance  
Environmental Educator at Rocky Mountain Arsenal  
Wildlife Refuge  
Production Activity Technician at Pfizer

Program Manager at Open Roads Bike Program  
Sustainability Internship Coordinator at WMU  
Training Consultant at Dale Carnegie Training  
Union Organizer at Michigan State University  
Work Planner at Environmental Consultants

\* “Active engagement” is defined as any type of employment (including full-time, part-time, or temporary employment, self-employment, and post-graduate internships/fellowships); continuing education; or military service. Categories not included in active engagement are unemployed and seeking employment; not seeking employment; and volunteering.

\*\* Salary data is self-reported and is not fact-checked. Median reported salary ranges are provided for informational purposes only.

# Film, Video, and Media Studies

## Survey Population 2014–15

Students graduating between August 2014 and June 2015 were surveyed. Data was obtained for 76% of all Film, Video, and Media Studies graduates.

Bachelor's degree recipients

**66**

Post-Graduation data was obtained for

**50 graduates (76%)**

## Post-Graduation Activity 2014–15

90% of graduates were **actively engaged**.\*

	count	percent
Actively Engaged	45	90%
Employed full time	32	64%
Employed part time	10	20%
Continuing education	3	6%
Not Actively Engaged	5	10%
Unemployed and seeking employment	4	8%
Not immediately seeking employment	1	2%

## Experiential Education

Students who responded to the survey were asked whether they “participated in an experiential education activity” (such as an internship, co-op, practicum, faculty-directed research, or other work experience related to their field of study) while enrolled at WMU.

While enrolled at WMU, did  
you participate in an  
experiential education activity?

**83% Yes**  
(based on 48 responses)

\* “Active engagement” is defined as any type of employment (including full-time, part-time, or temporary employment, self-employment, and post-graduate internships/fellowships); continuing education; or military service. Categories not included in active engagement are unemployed and seeking employment; not seeking employment; and volunteering.

# Film, Video, and Media Studies

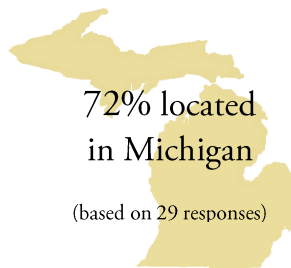
## Employment Information

Survey respondents who indicated they were employed were asked to provide additional information about their employment, including salary range, job location, a rating of their satisfaction with the job, and the extent to which the job is related to their degree.

Median Salary Range\*\*  
(Full-Time Employment)

**\$20,000–\$25,000**

(based on 15 responses)



81% reported that their job was **related to their degree**  
(based on 16 responses; includes ratings of 3, 4, and 5 out of 5)

93% said they were **satisfied** with their job  
(based on 15 responses; includes ratings of 3, 4, and 5 out of 5)

## Sample Job Titles and Employers

Account Executive at PLS Logistics Services  
Assistant Brewer at The Gallery Brewery  
Associate Community Manager at Ignite Social Media  
Associate Integrated Producer at Real Integrated  
Associate News Producer at Fox 17  
Attraction Attendant at Disney World  
Audio/Video Coordinator at Valley Family Church  
Board Operator at Clear Channel Communications  
Broncos Play-By-Play Broadcaster at WMU  
Chief Photographer at Rose City Motors  
Director of Public Relations/Broadcaster at  
Kalamazoo Wings  
Graphic Designer at Santo Domingo Motors  
HR and Marketing Intern at Gill Hayes Talent and  
MassMutual Chicago  
Intern at Rhino Media Productions  
Journalist at Z101 FM, Dominican Republic  
Junior Project Manager at Leo Burnett Worldwide  
Marketing Agent and Venue Manager at Louie's  
Trophy House Grill  
Marketing Consultant at Flint Group/DuMouchelle  
Marketing Support Advisor at General Motors

Master Control Operator at Sinclair Broadcast Group:  
WWMT-TV  
Media Editor at THE8990.COM  
Medical Media and Public Affairs at US Department  
of Veterans Affairs  
Motion Graphics Editor at CrossFit Media  
Headquarters  
On-Air Announcer at WLEN Radio  
Owner at DJ Trivia  
Photojournalist at KDLT-TV, South Dakota  
Post Production Office Assistant at Sony Pictures  
Entertainment  
Production Assistant at FOX Sports  
Production Crew at Syfy Network  
Production Intern at Overneath Creative Collective  
Promotions Editor at WOOD TV8  
Self-Employed Engineer/Producer  
Self-Employed Film Consultant  
Video Production Assistant at WMU Intercollegiate  
Athletics  
Video Production Intern at HOMTV 21  
Videographer and Editor at R&A Landscaping  
Videographer at Quicken Loans

\*\* Salary data is self-reported and is not fact-checked. Median reported salary ranges are provided for informational purposes only.

# Gender and Women's Studies

## Survey Population 2014–15

Students graduating between August 2014 and June 2015 were surveyed.

Bachelor's degree recipients

24

Post-Graduation data was obtained for

16 graduates (67%)

## Post-Graduation Activity 2014–15

100% of graduates were **actively engaged**.\*

	count	percent
Actively Engaged	16	100%
Employed full time	8	50%
Employed part time	3	19%
Continuing education	5	31%

## Experiential Education

Students who responded to the survey were asked whether they “participated in an experiential education activity” (such as an internship, co-op, practicum, faculty-directed research, or other work experience related to their field of study) while enrolled at WMU.

While enrolled at WMU, did you participate in an experiential education activity?

**71% Yes**

(based on 17 responses)

## Employment Information

Survey respondents who indicated they were employed were asked to provide additional information about their job, including salary range, job location, and the extent to which the job is related to their degree.

Median Salary Range\*\*  
**\$30,000–\$35,000**

(based on 5 responses;  
full-time employment only)

75% located  
in Michigan

(based on 8 responses)

60% reported that their job was  
**related to their degree**

(based on 5 responses;  
includes ratings of 3, 4, and 5 out of 5)

## Sample Job Titles and Employers

Care Worker at Ark Shelter for Youth  
Case Worker at Green Gables Haven  
Customer Service Advocate at mophie  
Elliott Larsen Faith Director at the Human Rights Campaign  
Lead Youth Specialist at Kalamazoo County Government  
Manager Trainee at Enterprise Rent-A-Car

On-Site/Production Assistant at Live Nation Entertainment  
Peer Support Group Facilitation Intern at West Michigan Refugee Education and Cultural Center  
Property Manager at Ancora Management  
Regulatory Affairs Assistant at University of Colorado

\* “Active engagement” is defined as any type of employment (including full-time, part-time, or temporary employment, self-employment, and post-graduate internships/fellowships); continuing education; or military service. Categories not included in active engagement are unemployed and seeking employment; not seeking employment; and volunteering.

\*\* Salary data is self-reported and is not fact-checked. Median reported salary ranges are provided for informational purposes only.

# Geography

## Survey Population 2014–15

Students graduating between August 2014 and June 2015 were surveyed. Data was obtained for 77% of all Geography graduates.

	Number of graduates	Post-graduation data was obtained for:	
		count	percent
All degree recipients	44	34	77%
Bachelor's degree	35	26	74%
Master's degree	9	8	89%

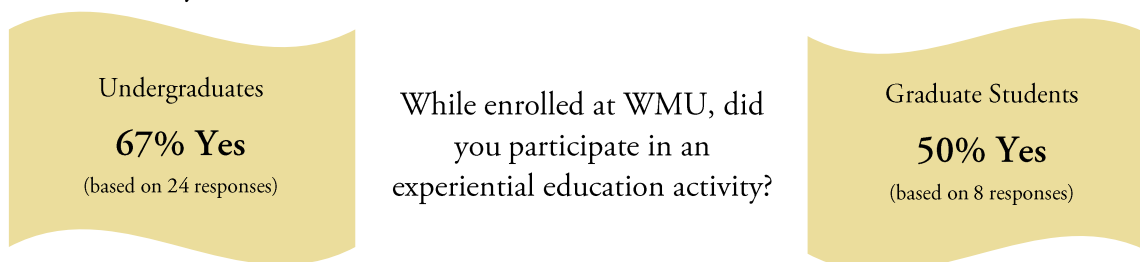
## Post-Graduation Activity 2014–15

92% of undergraduates and 100% of graduate students were **actively engaged**.\*

Undergraduates			Graduate students	
count	percent		percent	count
24	92%	Actively Engaged	100%	8
17	65%	Employed full time	63%	5
5	19%	Employed part time	13%	1
2	8%	Continuing education	25%	2
2	8%	Not Actively Engaged	0%	0
2	8%	Unemployed and seeking employment	0%	0

## Experiential Education

Students who responded to the survey were asked whether they “participated in an experiential education activity” (such as an internship, co-op, practicum, faculty-directed research, or other work experience related to their field of study) while enrolled at WMU.



\* “Active engagement” is defined as any type of employment (including full-time, part-time, or temporary employment, self-employment, and post-graduate internships/fellowships); continuing education; or military service. Categories not included in active engagement are unemployed and seeking employment; not seeking employment; and volunteering.



# Geography

## Employment Information

Survey respondents who indicated they were employed were asked to provide additional information about their employment, including salary range, job location, a rating of their satisfaction with the job, and the extent to which the job is related to their degree.

Median Salary Ranges\*\*  
(Full-Time Employment)

Undergraduates

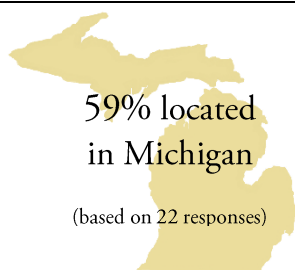
**\$30,000–\$35,000**

(based on 13 responses)

Graduate students

**\$45,000–\$50,000**

(based on 5 responses)



67% reported that their job was **related to their degree**  
(based on 18 responses; includes ratings of 3, 4, and 5 out of 5)

81% said they were **satisfied** with their job  
(based on 16 responses; includes ratings of 3, 4, and 5 out of 5)

## Sample Job Titles and Employers

Administrative Assistant at WMU  
Assistant Brewer at The Gallery Brewery  
Conservation and Stewardship Director at Southwest Michigan Land Conservancy  
Data Consultant at Auditrax  
Default Specialist at PNC Bank  
Environmental Educator at Rocky Mountain Arsenal Wildlife Refuge  
Environmental Specialist at CB&I  
Farm Manager — Agriculture at Hop Head Farms  
GIS Coordinator/Tech Support at Newaygo County Government  
GIS Field Technician at Davey Resource Group  
GIS Specialist at Novara GeoSolutions  
GIS Technician at City of Three Rivers  
Great Lakes Ecological Management Crew Member at the Kalamazoo Nature Center

IOC Analyst at Secure-24  
Leasing Consultant at Post Properties  
Leisure Travel Agent at Passageways Travel  
Manager of Financial Analysis at Office Max  
Park Ranger at Department of Natural Resources  
Quality Control Analyst at ComEd  
Restoration Steward at Southwest Michigan Land Conservancy  
State Worker 4 at State of Michigan Department of Natural Resources  
Stewardship Crew Leader at Southwest Michigan Land Conservancy  
Training Consultant at Dale Carnegie Training  
Work Planner at Environmental Consultants  
Zoning Administrator/GIS Specialist at Oshtemo Charter Township

\*\* Salary data is self-reported and is not fact-checked. Median reported salary ranges are provided for informational purposes only.

## Survey Population 2014–15

Students graduating between August 2014 and June 2015 were surveyed. Data was obtained for 69% of all Geosciences graduates.

	Number of graduates	Post-graduation data was obtained for:	
		count	percent
All degree recipients	43	30	70%
Bachelor's degree	22	14	64%
Master's degree	17	13	76%
Doctoral degree	4	3	75%

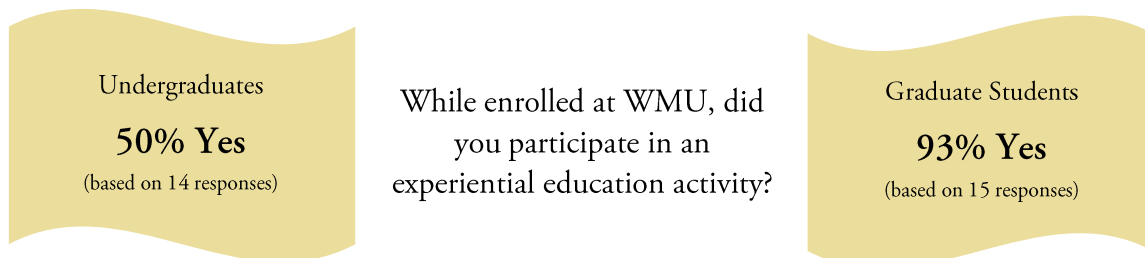
## Post-Graduation Activity 2014–15

79% of undergraduates and 88% of graduate students were **actively engaged**.\*

Undergraduates			Graduate students	
count	percent		percent	count
11	79%	Actively Engaged	88%	14
7	50%	Employed full time	75%	12
2	14%	Employed part time	6%	1
2	14%	Continuing education	6%	1
3	21%	Not Actively Engaged	13%	2
3	21%	Unemployed and seeking employment	13%	2

## Experiential Education

Students who responded to the survey were asked whether they “participated in an experiential education activity” (such as an internship, co-op, practicum, faculty-directed research, or other work experience related to their field of study) while enrolled at WMU.



<sup>‡</sup> Data includes graduates who earned degrees in Earth Science; Earth Science: Secondary Education; Geochemistry; Geology; Geophysics; and Geosciences.

\* “Active engagement” is defined as any type of employment (including full-time, part-time, or temporary employment, self-employment, and post-graduate internships/fellowships); continuing education; or military service. Categories not included in active engagement are unemployed and seeking employment; not seeking employment; and volunteering.

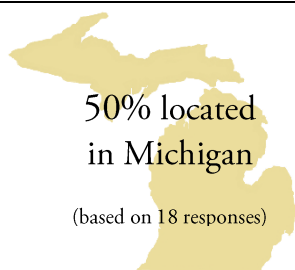
# Geosciences

## Employment Information

Survey respondents who indicated they were employed were asked to provide additional information about their employment, including salary range, job location, a rating of their satisfaction with the job, and the extent to which the job is related to their degree.

Median Salary Ranges\*\*  
(Full-Time Employment)

Graduate students  
**\$42,500–\$47,500**  
(based on 8 responses)



92% reported that their job was **related to their degree**  
(based on 12 responses; includes ratings of 3, 4, and 5 out of 5)

100% said they were **satisfied** with their job  
(based on 9 responses; includes ratings of 3, 4, and 5 out of 5)

## Sample Job Titles and Employers

7th Grade Science Teacher at Warsaw Community School District  
Entry Level Geologist at Sample Serve  
Environmental Compliance Manager at Kent County DPW  
Field Geologist at August Mack Environmental  
Geologist at Chesapeake Energy  
Geologist at Environmental Consultants  
Geologist at Exxon Mobile  
Geologist at GHD Group  
Geologist at Golder Associates  
Geologist at Horizon Well Logging  
Hydrogeologist at Environmental Consulting

Hydrotechnician at the U.S. Forest Service  
Lecturer at King Saud University, Saudi Arabia  
Logging Geologist at Horizon Well Logging  
Long-Term Substitute at PESG  
MWD Field Specialist at Baker Hughes  
Oil/Gas Worker at Aramco, Saudi Arabia  
Postdoctoral Fellow at WMU  
Quality Engineer at Estrella Engineering  
Ski Instructor at Vail Resort  
Staff Assistant Geologist at Roux Associates  
Teacher at Sturgis Public Schools

\*\* Salary data is self-reported and is not fact-checked. Median reported salary ranges are provided for informational purposes only.

# Global and International Studies

## Survey Population 2014–15

Students graduating between August 2014 and June 2015 were surveyed.

Bachelor's degree recipients

29

Post-Graduation data was obtained for

19 graduates (66%)

## Post-Graduation Activity 2014–15

79% of graduates were actively engaged.\*

	count	percent
Actively Engaged	15	79%
Employed full time	8	42%
Employed part time	2	11%
Continuing education	5	26%

	count	percent
Not Actively Engaged	4	21%
Unemployed and seeking employment	4	21%

## Experiential Education

Students who responded to the survey were asked whether they “participated in an experiential education activity” (such as an internship, co-op, practicum, faculty-directed research, or other work experience related to their field of study) while enrolled at WMU.

While enrolled at WMU, did you participate in an experiential education activity?

80% Yes

(based on 20 responses)

## Employment Information

Survey respondents who indicated they were employed were asked to provide additional information about their job, including salary range, job location, and the extent to which the job is related to their degree.

Median Salary Range\*\*  
**\$25,000–\$30,000**

(based on 5 responses;  
full-time employment only)

38% located  
in Michigan

(based on 8 responses)

60% reported that their job was  
**related to their degree**

(based on 5 responses;  
includes ratings of 3, 4, and 5 out of 5)

## Sample Job Titles and Employers

2LT, Pilot at USAF  
Assistant Language Teacher at JET program, Japanese Government  
Assistant Language Teacher at Tonosho Town Board of Education, Japan  
Assistant to Development Consultants at IDCJ  
Bookseller at Barnes and Noble

Child Hunger Corps Representative at Feeding America  
Co-Founder at Maximum Lakeside Services  
Customer Service Representative at J Rettenmaier  
Immigration Services Officer at the U.S. Department of Homeland Security  
Sales Intern at Kellogg  
Supervisor at Melbourne Public

\* “Active engagement” is defined as any type of employment (including full-time, part-time, or temporary employment, self-employment, and post-graduate internships/fellowships); continuing education; or military service. Categories not included in active engagement are unemployed and seeking employment; not seeking employment; and volunteering.

\*\* Salary data is self-reported and is not fact-checked. Median reported salary ranges are provided for informational purposes only.

# History<sup>‡</sup>

## Survey Population 2014–15

Students graduating between August 2014 and June 2015 were surveyed. Data was obtained for 61% of all History graduates.

	Number of graduates	Post-graduation data was obtained for:	
		count	percent
All degree recipients	28	17	61%
Bachelor's degree	20	14	70%
Master's degree	8	3	38%

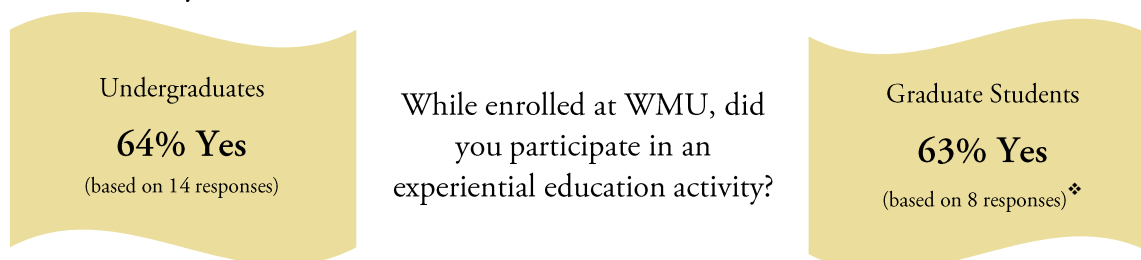
## Post-Graduation Activity 2014–15

71% of undergraduates and 100% of graduate students were **actively engaged**.\*

Undergraduates			Graduate students (two years combined)*	
count	percent		percent	count
10	71%	Actively Engaged	100%	8
5	36%	Employed full time	38%	3
2	14%	Employed part time	13%	1
2	14%	Continuing education	50%	4
1	7%	Military service	0%	0
4	29%	Not Actively Engaged	0%	0
3	21%	Unemployed and seeking employment	0%	0
1	7%	Not immediately seeking employment	0%	0

## Experiential Education

Students who responded to the survey were asked whether they “participated in an experiential education activity” (such as an internship, co-op, practicum, faculty-directed research, or other work experience related to their field of study) while enrolled at WMU.



<sup>‡</sup> Data includes graduates who earned degrees in History and History: Secondary Education.

\* “Active engagement” is defined as any type of employment (including full-time, part-time, or temporary employment, self-employment, and post-graduate internships/fellowships); continuing education; or military service. Categories not included in active engagement are unemployed and seeking employment; not seeking employment; and volunteering.

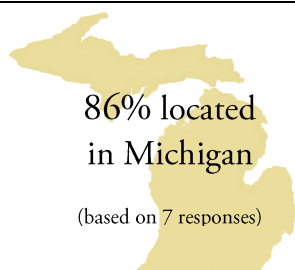
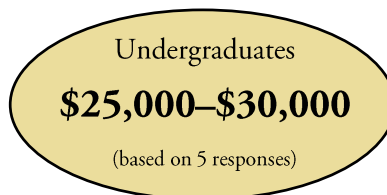
❖ All post-graduation activity and experiential education data for graduate students is based on the most recent data from 2014–15 graduates, combined with data from 2013–14 graduates which was collected near the time of their graduation. We report two years of data together due to low numbers of responses. There were 10 graduate students who received degrees in 2013–14; post-graduation data was obtained for 5 of them.

# History

## Employment Information

Survey respondents who indicated they were employed were asked to provide additional information about their employment, including salary range, job location, a rating of their satisfaction with the job, and the extent to which the job is related to their degree.

Median Salary Ranges\*\*  
(Full-Time Employment)



**33%** reported that their job was **related to their degree**  
(based on 6 responses; includes ratings of 3, 4, and 5 out of 5)

**75%** said they were **satisfied** with their job  
(based on 4 responses; includes ratings of 3, 4, and 5 out of 5)

## Sample Job Titles and Employers

Archives Technician at WMU Archives  
Curator at The Heritage Museum and Cultural  
Center  
Direct Care Worker at Family and Children Services  
Grants Management Coordinator at Portage Health  
Foundation  
Interpretation Specialist at Kalamazoo Valley  
Community College

Interpretation Specialist at Kalamazoo Valley Museum  
IT Technician at Beaumont Health System  
Library Technician at Stryker  
Library Technician at Zoetis  
Office Manager at Elements Chiropractic Clinic

\*\* Salary data is self-reported and is not fact-checked. Median reported salary ranges are provided for informational purposes only.

# International Development Administration

## Survey Population 2014–15

Students graduating between August 2014 and June 2015 were surveyed.

Master's degree recipients  
**15**

Post-Graduation data was obtained for  
**12 graduates (80%)**

## Post-Graduation Activity 2014–15

75% of graduates were actively engaged.\*

	count	percent
Actively Engaged	9	75%
Employed full time	6	50%
Employed part time	2	17%
Continuing education	1	8%

	count	percent
Not Actively Engaged	3	25%
Unemployed and seeking employment	2	17%
Not seeking employment	1	8%

## Experiential Education

Students who responded to the survey were asked whether they “participated in an experiential education activity” (such as an internship, co-op, practicum, faculty-directed research, or other work experience related to their field of study) while enrolled at WMU.

While enrolled at WMU, did you participate in an experiential education activity?

**70% Yes**  
(based on 10 responses)

## Employment Information<sup>Δ</sup>

Survey respondents who indicated they were employed were asked to provide additional information about their job, including salary range, job location, and the extent to which the job is related to their degree.

Median Salary Range\*\*  
**\$20,000–\$25,000**  
(based on 5 responses;  
full-time employment only)

44% located  
in Michigan  
(based on 9 responses)

100% reported that their job  
was **related to their degree**  
(based on 6 responses;  
includes ratings of 3, 4, and 5 out of 5)

## Sample Job Titles and Employers

Administrative and Diplomatic Officer at for the Government of Malaysia  
Intern at Innovations for Poverty Action, Dominican Republic  
International Student Activities Program Specialist at WMU Haenicke Institute  
Office Manager at Pretty Lake Summer Camp

Program Development Officer at Development Alternatives  
Research and Grant Coordinator at Meaningful World  
Research Manager at Afghan Ministry of Rural Rehabilitation and Development  
Supply Chain Planner at HARMAN International

\* “Active engagement” is defined as any type of employment (including full-time, part-time, or temporary employment, self-employment, and post-graduate internships/fellowships); continuing education; or military service. Categories not included in active engagement are unemployed and seeking employment; not seeking employment; and volunteering.

Δ Employment information is based on the most recent data from 2014–15 graduates, combined with data from 2013–14 graduates which was collected near the time of their graduation. We report two years of employment data together due to low numbers of responses.

\*\* Salary data is self-reported and is not fact-checked. Median reported salary ranges are provided for informational purposes only.

# Journalism

## Survey Population 2014–15

Students graduating between August 2014 and June 2015 were surveyed.

Bachelor's degree recipients

10

Post-Graduation data was obtained for

5 graduates (50%)

## Post-Graduation Activity 2014–15

80% of graduates were **actively engaged**.\*

	count	percent
Actively Engaged	4	80%
Employed full time	3	60%
Continuing education	1	20%

	count	percent
Not Actively Engaged	1	20%
Unemployed and seeking employment	1	20%

## Experiential Education

Students who responded to the survey were asked whether they “participated in an experiential education activity” (such as an internship, co-op, practicum, faculty-directed research, or other work experience related to their field of study) while enrolled at WMU.

While enrolled at WMU, did you participate in an experiential education activity?

**100% Yes**

(based on 5 responses)

## Employment Information

Survey respondents who indicated they were employed were asked to provide additional information about their job, including salary range, job location, and the extent to which the job is related to their degree.

67% located in Michigan

(based on 3 responses)

100% reported that their job was **related to their degree**

(based on 1 responses; includes ratings of 3, 4, and 5 out of 5)

## Sample Job Titles and Employers

AmeriCorps VISTA at MI GEAR UP — WMU  
Athletic Media Relations Graduate Assistant at East Tennessee State  
Facilitator at Kalamazoo Boys and Girls Club  
Newspaper Page Designer at Herald-Palladium

Operations and Staffing Supervisor at Victoria's Secret  
Photo Desk Assistant at New York Post  
Reporter at Mlive

\* “Active engagement” is defined as any type of employment (including full-time, part-time, or temporary employment, self-employment, and post-graduate internships/fellowships); continuing education; or military service. Categories not included in active engagement are unemployed and seeking employment; not seeking employment; and volunteering.



# Mathematics<sup>‡</sup>

## Survey Population 2014–15

Students graduating between August 2014 and June 2015 were surveyed. Data was obtained for 81% of all Mathematics graduates.

	Number of graduates	Post-graduation data was obtained for:	
		count	percent
All degree recipients	48	39	81%
Bachelor's degree	25	21	84%
Master's degree	17	12	71%
Doctoral degree	6	6	100%

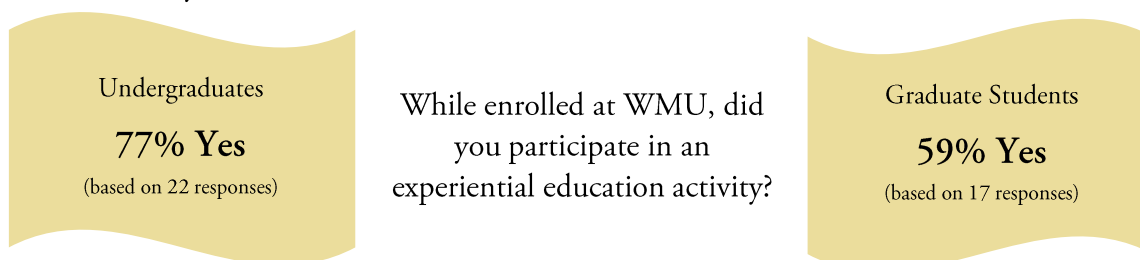
## Post-Graduation Activity 2014–15

90% of undergraduates and 94% of graduate students were **actively engaged**.\*

Undergraduates			Graduate students	
count	percent		percent	count
19	90%	Actively Engaged	94%	17
13	62%	Employed full time	67%	12
0	0%	Employed part time	11%	2
5	24%	Continuing education	17%	3
1	5%	Military service	0%	0
2	10%	Not Actively Engaged	6%	1
2	10%	Unemployed and seeking employment	6%	1

## Experiential Education

Students who responded to the survey were asked whether they “participated in an experiential education activity” (such as an internship, co-op, practicum, faculty-directed research, or other work experience related to their field of study) while enrolled at WMU.



<sup>‡</sup> Data includes graduates who earned degrees in Mathematics; Mathematics Education; and Mathematics: Secondary Education.

\* “Active engagement” is defined as any type of employment (including full-time, part-time, or temporary employment, self-employment, and post-graduate internships/fellowships); continuing education; or military service. Categories not included in active engagement are unemployed and seeking employment; not seeking employment; and volunteering.

# Mathematics

## Employment Information

Survey respondents who indicated they were employed were asked to provide additional information about their employment, including salary range, job location, a rating of their satisfaction with the job, and the extent to which the job is related to their degree.

Median Salary Ranges\*\*  
(Full-Time Employment)

Undergraduates

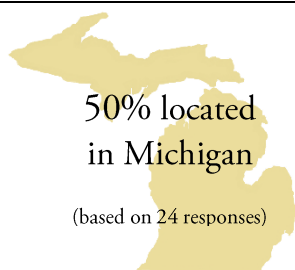
**\$35,000–\$40,000**

(based on 13 responses)

Graduate students

**\$50,000–\$55,000**

(based on 5 responses)



75% reported that their job was **related to their degree**  
(based on 20 responses; includes ratings of 3, 4, and 5 out of 5)

89% said they were **satisfied** with their job  
(based on 18 responses; includes ratings of 3, 4, and 5 out of 5)

## Sample Job Titles and Employers

Analyst at Global Atlantic  
Assistant Professor and Director of Institutional  
Planning and Analysis at Trine University  
Assistant Professor at Murray State University  
Assistant Professor at University of Alaska Anchorage  
Assistant Professor at University of Rhode Island  
Associate Data Scientist at Calabrio  
Associate Software Developer at Auto-Owners  
Insurance  
Business Generalist at McMaster-Carr Supply  
Business Services Consultant and Customer Relations  
at Gordon Water Systems  
Capacity Management Engineer at Denso  
Manufacturing Michigan  
Engineer at Summit Polymers  
High School Math Teacher at Greenville Public  
Schools  
Instructor at Srinakharinwirot University, Thailand

Instructor at the WMU Math Department  
Math Teacher at Coronado High School  
Math Teacher at Penn High School  
Math Teacher at Sturgis High School  
Medical Informatics Consultant I at Spectrum Health  
Programmer Analyst at Accenture  
Research Associate at Michigan State University  
Security Analyst at Securitas Security Services  
Software Developer at ICS  
Teacher at Elkhart Community Schools  
Visiting Assistant Professor at Grand Valley State  
University  
Visiting Assistant Professor at University of Montana

\*\* Salary data is self-reported and is not fact-checked. Median reported salary ranges are provided for informational purposes only.

## Survey Population 2014–15

Students graduating between August 2014 and June 2015 were surveyed.

Master's degree recipients

4

Post-Graduation data was obtained for

3 graduates (75%)

All of the following post-graduation activity and experiential education data is based on the most recent data from 2014–15 graduates, combined with data from 2013–14 graduates which was collected near the time of their graduation. We report two years of data together due to low numbers of responses. There were 5 students who received Master's degrees in 2013–14; post-graduation data was obtained for 3 of them.

## Post-Graduation Activity

83% of graduates were **actively engaged**.\*

	count	percent
Actively Engaged	5	83%
Employed part time	1	17%
Continuing education	4	67%

	count	percent
Not Actively Engaged	1	17%
Unemployed and seeking employment	1	17%

## Experiential Education

Students who responded to the survey were asked whether they “participated in an experiential education activity” (such as an internship, co-op, practicum, faculty-directed research, or other work experience related to their field of study) while enrolled at WMU.

While enrolled at WMU, did you participate in an experiential education activity?

**71% Yes**

(based on 7 responses)

## Sample Job Titles and Employers

Instructor at WMU Medieval Institute

\* “Active engagement” is defined as any type of employment (including full-time, part-time, or temporary employment, self-employment, and post-graduate internships/fellowships); continuing education; or military service. Categories not included in active engagement are unemployed and seeking employment; not seeking employment; and volunteering.

# Organizational Communication

## Survey Population 2014–15

Students graduating between August 2014 and June 2015 were surveyed. Data was obtained for 84% of all Organizational Communication graduates.

Bachelor's degree recipients

57

Post-Graduation data was obtained for

48 graduates (84%)

## Post-Graduation Activity 2014–15

90% of graduates were **actively engaged**.\*

	count	percent
Actively Engaged	43	90%
Employed full time	36	75%
Employed part time	1	2%
Continuing education	6	13%
Not Actively Engaged	5	10%
Unemployed and seeking employment	5	10%

## Experiential Education

Students who responded to the survey were asked whether they “participated in an experiential education activity” (such as an internship, co-op, practicum, faculty-directed research, or other work experience related to their field of study) while enrolled at WMU.

While enrolled at WMU, did  
you participate in an  
experiential education activity?

**84% Yes**  
(based on 49 responses)

\* “Active engagement” is defined as any type of employment (including full-time, part-time, or temporary employment, self-employment, and post-graduate internships/fellowships); continuing education; or military service. Categories not included in active engagement are unemployed and seeking employment; not seeking employment; and volunteering.

# Organizational Communication

## Employment Information

Survey respondents who indicated they were employed were asked to provide additional information about their employment, including salary range, job location, a rating of their satisfaction with the job, and the extent to which the job is related to their degree.

Median Salary Range\*\*  
(Full-Time Employment)

**\$30,000–\$35,000**

(based on 21 responses)



67% reported that their job was **related to their degree**  
(based on 21 responses; includes ratings of 3, 4, and 5 out of 5)

89% said they were **satisfied** with their job  
(based on 18 responses; includes ratings of 3, 4, and 5 out of 5)

## Sample Job Titles and Employers

Account Executive at MSDOnline  
Account Executive at Yelp  
Administrative Assistant at Kenco Logistic Services  
Child Life Practicum Student at Metro Health  
Claim Representative at Auto-Owners Insurance  
College Advisor at Michigan College Access Network  
Communication and Outcome Specialist at Gryphon Place  
Connections Support Assistant at Valley Family Church  
Co-Telemarketing Coordinator at WMU  
Disability Examiner at State of Michigan  
Event Intern at La Grange Country Club  
Event Staff at Emerald City Designs  
Final Documents Specialist at Quicken Loans  
Higher Education Account Representative at CORT  
HR Administrator at Greenleaf Hospitality Group  
HR Intern at Heritage Community of Kalamazoo  
International Carrier Sales at Coyote Logistics  
Marketing and Sales Coordinator at Two Men and a Truck  
Marketing/Administrative Assistant at South Haven Center for the Arts

Metrology Coordinator at KIK Custom Products  
Office Administration at OsborneKlein  
Operations Group Leader at Target  
Outside Sales at OMG, FastenMaster Division  
Patient Financial Counselor at Accretive Health  
Program Manager at Open Roads Bike Program  
Recruiter at Aerotek  
Regional Sales Representative at Nestle  
Regulatory Affairs Assistant at University of Colorado  
Retail Sales Representative at Hershey  
RSO Development Advisor at WMU Student Activities and Leadership Programs  
Sales and Marketing Manager at Blackfinn Ameripub  
Sales Management Trainee at Enterprise Rent-A-Car  
Salesperson at Gazelle Sports  
Special Projects Coordinator for Student Affairs at WMU  
Technical Recruiter at Recruit Services  
Technician at Classic Appreciation  
Territory Manager at Kellogg  
Web Project Coordinator at Next I.T.

\*\* Salary data is self-reported and is not fact-checked. Median reported salary ranges are provided for informational purposes only.

# Philosophy

## Survey Population 2014–15

Students graduating between August 2014 and June 2015 were surveyed. Data was obtained for 77% of all Philosophy graduates.

	Number of graduates	Post-graduation data was obtained for:	
		count	percent
All degree recipients	30	23	77%
Bachelor's degree	16	13	81%
Master's degree	14	10	71%

## Post-Graduation Activity 2014–15

85% of undergraduates and 60% of graduate students were **actively engaged**.\*

Undergraduates			Graduate students	
count	percent		percent	count
11	85%	Actively Engaged	60%	6
2	15%	Employed full time	10%	1
2	15%	Employed part time	10%	1
7	54%	Continuing education	40%	4
2	15%	Not Actively Engaged	40%	4
1	8%	Unemployed and seeking employment	40%	4
1	8%	Not immediately seeking employment	0%	0

## Experiential Education

Students who responded to the survey were asked whether they “participated in an experiential education activity” (such as an internship, co-op, practicum, faculty-directed research, or other work experience related to their field of study) while enrolled at WMU.

Undergraduates	While enrolled at WMU, did you participate in an experiential education activity?	Graduate Students
<b>54% Yes</b> (based on 13 responses)		<b>90% Yes</b> (based on 10 responses)

## Sample Job Titles and Employers

Client Services Associate at Farm Bureau Financial  
Deputy Supervisor at Alamo Township  
Director of Development at Coatesville Youth  
Initiative  
Medical Receptionist at MI Spine and Brain Surgeons

Native English Tutor at American English Workshop  
Office Assistant at WMU  
Photo Stringer at Battle Creek Enquirer  
Substitute Teacher at PESG  
Tool Restorer at J. Willard Heritage Tools

\* “Active engagement” is defined as any type of employment (including full-time, part-time, or temporary employment, self-employment, and post-graduate internships/fellowships); continuing education; or military service. Categories not included in active engagement are unemployed and seeking employment; not seeking employment; and volunteering.

# Physics<sup>‡</sup>

## Survey Population 2014–15

Students graduating between August 2014 and June 2015 were surveyed. Data was obtained for 78% of all Physics graduates.

	Number of graduates	Post-graduation data was obtained for:	
		count	Percent
All degree recipients	18	14	78%
Bachelor's degree	11	11	100%
Master's degree	4	0	0%
Doctoral degree	3	3	100%

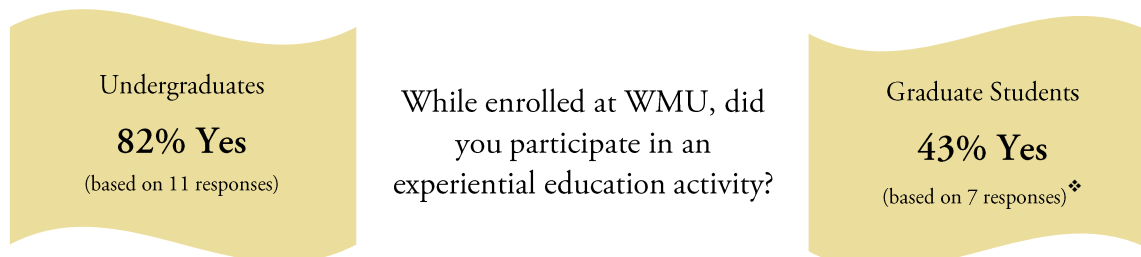
## Post-Graduation Activity 2014–15

82% of undergraduates and 88% of graduate students were **actively engaged**.\*

Undergraduates			Graduate students (two years combined)*	
count	percent		percent	count
9	82%	Actively Engaged	88%	7
2	18%	Employed full time	38%	3
2	18%	Employed part time	25%	2
4	36%	Continuing education	25%	2
1	9%	Military service	0%	0
2	18%	Not Actively Engaged	13%	1
2	18%	Unemployed and seeking employment	0%	0
0	0%	Not immediately seeking employment	13%	1

## Experiential Education

Students who responded to the survey were asked whether they “participated in an experiential education activity” (such as an internship, co-op, practicum, faculty-directed research, or other work experience related to their field of study) while enrolled at WMU.



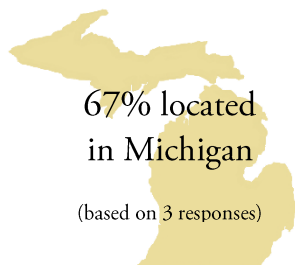
<sup>‡</sup> Data includes graduates who earned degrees in Physics and Physics: Secondary Education.

\* “Active engagement” is defined as any type of employment (including full-time, part-time, or temporary employment, self-employment, and post-graduate internships/fellowships); continuing education; or military service. Categories not included in active engagement are unemployed and seeking employment; not seeking employment; and volunteering.

❖ All post-graduation activity and experiential education data for graduate students is based on the most recent data from 2014–15 graduates, combined with data from 2013–14 graduates which was collected near the time of their graduation. We report two years of data together due to low numbers of responses. There were 10 graduate students who received degrees in 2013–14; post-graduation data was obtained for 5 of them.

## Employment Information

Survey respondents who indicated they were employed were asked to provide additional information about their employment, including salary range, job location, a rating of their satisfaction with the job, and the extent to which the job is related to their degree.



50% reported that their job was **related to their degree**  
(based on 2 responses; includes ratings of 3, 4, and 5 out of 5)

100% said they were **satisfied** with their job  
(based on 1 responses; includes ratings of 3, 4, and 5 out of 5)

## Sample Job Titles and Employers

---

Adjunct Faculty at Kalamazoo Valley Community College  
Instructor at Kalamazoo Valley Community College  
MEMS/Nanofabrication Research Project Associate at Lurie Nanofabrication Facility  
Researcher at Los Alamos National Laboratory

Research Scientist at University of Connecticut  
Substitute Teacher at PESG  
Technician at IMRA America



# Political Science

## Survey Population 2014–15

Students graduating between August 2014 and June 2015 were surveyed. Data was obtained for 72% of all Political Science graduates.

	Number of graduates	Post-graduation data was obtained for:	
		count	percent
All degree recipients	72	52	72%
Bachelor's degree	63	46	73%
Master's degree	5	2	40%
Doctoral degree	4	4	100%

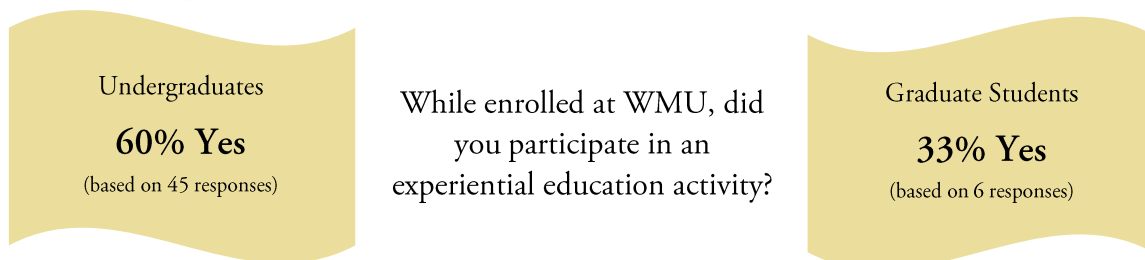
## Post-Graduation Activity 2014–15

91% of undergraduates and 100% of graduate students were **actively engaged**.\*

Undergraduates			Graduate students	
count	percent		percent	count
42	91%	Actively Engaged	100%	6
27	59%	Employed full time	33%	2
3	7%	Employed part time	50%	3
11	24%	Continuing education	17%	1
1	2%	Military service	0%	0
4	9%	Not Actively Engaged	0%	0
4	9%	Unemployed and seeking employment	0%	0

## Experiential Education

Students who responded to the survey were asked whether they “participated in an experiential education activity” (such as an internship, co-op, practicum, faculty-directed research, or other work experience related to their field of study) while enrolled at WMU.



\* “Active engagement” is defined as any type of employment (including full-time, part-time, or temporary employment, self-employment, and post-graduate internships/fellowships); continuing education; or military service. Categories not included in active engagement are unemployed and seeking employment; not seeking employment; and volunteering.

# Political Science

## Employment Information

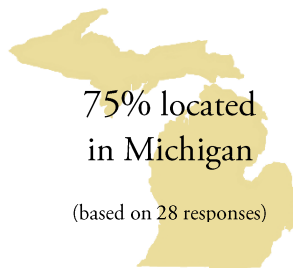
Survey respondents who indicated they were employed were asked to provide additional information about their employment, including salary range, job location, a rating of their satisfaction with the job, and the extent to which the job is related to their degree.

Median Salary Ranges\*\*  
(Full-Time Employment)

Undergraduates

**\$25,000–\$30,000**

(based on 19 responses)



62% reported that their job was **related to their degree**  
(based on 21 responses; includes ratings of 3, 4, and 5 out of 5)

76% said they were **satisfied** with their job  
(based on 17 responses; includes ratings of 3, 4, and 5 out of 5)

## Sample Job Titles and Employers

2LT at US Army  
Abuse/Neglect Specialist at 45th Circuit Court St.  
Joseph County  
Account Manager at Thomson Reuters  
Admissions Advocate/Pre-Enrollment Advisor at  
Hennepin Technical College  
Applied Social Scientist at Intiqal Consulting  
Assistant Camp Director at Boys and Girls Club of  
Greater Kalamazoo  
Assistant Professor at College of Charleston  
Associate Consultant at Strathmore University, Kenya  
Business Agent at UFCW Local 951  
Business Development Associate at Michigan Israel  
Business Bridge  
Business Generalist at McMaster-Carr Supply  
Cadre at Michigan Youth ChalleNGe Academy  
Claims Adjuster at ESIS  
Deputy Supervisor at Alamo Township  
Director of Marketing at Forensic Fluids Laboratories  
Director of Office of Legislative Affairs at the  
Michigan Department of Environmental  
Quality  
Executive Assistant at the Gun Lake Tribe

Field Director at Upton For All of US  
Graphic Designer at Mnemonic — A Brand Solutions  
Group  
Hazardous Waste Technician at SpecPro Asset  
Management  
HR Specialist at the Michigan Department of Military  
and Veterans Affairs  
Instructor of Political Science at WMU  
Intern at Congressman Fred Upton  
Intern at Dodge & Dodge  
Intern at the Detroit City Council  
IT Coordinator at Terra Contracting Services  
Law Clerk at Hills at Law  
Legal Assistant at Frost Brown Todd  
Legal Assistant at The Law Office of William J. Factor  
Legislative Assistant at the Michigan State Senate  
Legislative Intern at Representative Fred Upton  
Order Management Coordinator at PepsiCo  
Real Estate Consultant at Remax Eclipse  
Research Associate at MPI Research  
Team Assistant at Central Bank, Dominican Republic  
Union Organizer at Michigan State University

\*\* Salary data is self-reported and is not fact-checked. Median reported salary ranges are provided for informational purposes only.

# Psychology

## Survey Population 2014–15

Students graduating between August 2014 and June 2015 were surveyed. Data was obtained for 71% of all Psychology graduates.

	Number of graduates	Post-graduation data was obtained for:	
		count	percent
All degree recipients	292	208	71%
Bachelor's degree	245	168	69%
Master's degree	34	29	85%
Doctoral degree	13	11	85%

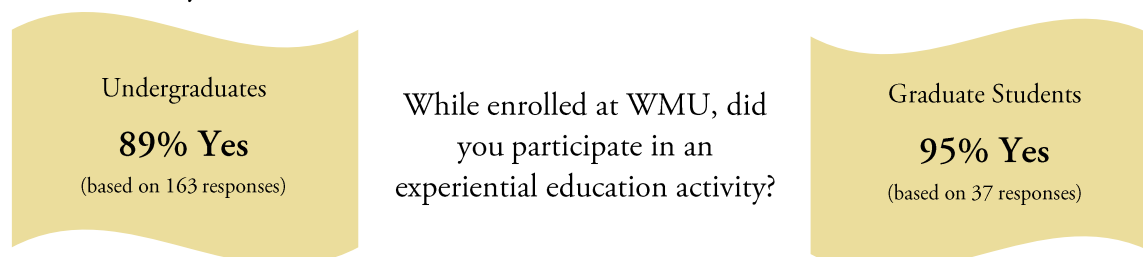
## Post-Graduation Activity 2014–15

88% of undergraduates and 98% of graduate students were **actively engaged**.\*

Undergraduates			Graduate students	
count	percent		percent	count
148	88%	Actively Engaged	98%	39
56	33%	Employed full time	63%	25
14	8%	Employed part time	8%	3
77	46%	Continuing education	25%	10
1	1%	Military service	3%	1
20	12%	Not Actively Engaged	2%	1
17	10%	Unemployed and seeking employment	2%	1
3	2%	Not immediately seeking employment	0%	0

## Experiential Education

Students who responded to the survey were asked whether they “participated in an experiential education activity” (such as an internship, co-op, practicum, faculty-directed research, or other work experience related to their field of study) while enrolled at WMU.



\* “Active engagement” is defined as any type of employment (including full-time, part-time, or temporary employment, self-employment, and post-graduate internships/fellowships); continuing education; or military service. Categories not included in active engagement are unemployed and seeking employment; not seeking employment; and volunteering.

# Psychology

## Employment Information

Survey respondents who indicated they were employed were asked to provide additional information about their employment, including salary range, job location, a rating of their satisfaction with the job, and the extent to which the job is related to their degree.

Median Salary Ranges\*\*  
(Full-Time Employment)

Undergraduates

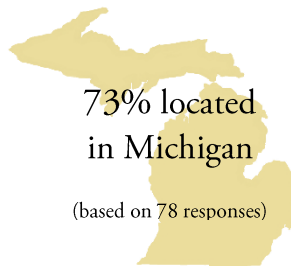
**\$25,000–\$30,000**

(based on 39 responses)

Graduate students

**\$55,000–\$60,000**

(based on 19 responses)



78% reported that their job was **related to their degree**  
(based on 58 responses; includes ratings of 3, 4, and 5 out of 5)

87% said they were **satisfied** with their job  
(based on 46 responses; includes ratings of 3, 4, and 5 out of 5)

## Sample Job Titles and Employers

2LT at US Army  
ABA Technician at Compass Wellness Center  
ABA Tutor at Hope Network  
Assistant Clinician at Trumpet Behavioral Health  
Assistant Professor at Michigan State University  
Assistant Professor at Oakland University  
Assistant Professor at West Virginia University  
Assistant Shift Supervisor at HomeLife  
BCBA at August Home Support Services  
BCBA at Centria Healthcare  
BCBA at Logan Community Services  
BCBA Supervisor at Total Education Solutions  
Behavior Analyst at Logan Autism Learning Center  
Behavior Analyst at Summit Pointe  
Behavior Consultant at Logan Community Resources  
Behavior Technician at The Great Lakes Center for  
Autism Treatment and Research  
Behavioral Technician at Centria Healthcare  
Behavioral Technician at Gateway Pediatric Therapy  
Behavioral Technician at Positive Behavior Supports  
Behavioral Technician at Spectrum Rehabilitation  
Care Worker at Ark Shelter for Youth  
Case Manager at Hegira Programs  
Certified Nursing Assistant at Heritage Community of  
Kalamazoo

Claims Assistant at Frankenmuth Mutual Insurance  
Client Analysis at Harvard Management Associates  
Clinical Supervisor at Novel Responses  
Crisis Worker at Gryphon Place  
Customer Relations at Big Brothers Big Sisters  
Data Coordinator 2 at MPI Research  
Foster Care Specialist at MI Dept. of Human Services  
Lead Independent Living Instructor at Hope Network  
Lead Teacher at Gilden Woods  
Logistics Specialist at Nolan Transportation Group  
Medical Liaison Scientist at Skin Revitalizing Center  
Performance Improvement Coordinator at Summit  
Pointe  
Postdoctoral Fellow at the FDA  
Postdoctoral Psychologist at Family Therapy and  
Development Centers  
Program Manager at Lighthouse Autism Center  
Program Manager at Logan's Sonya Ansari Center for  
Autism  
Recruiter at Workforce Employment Specialists  
Research Associate at University of Washington  
Residential Advocate at Crossroads Crisis Center  
Social Service Aide at Ministry with Community  
Housing Consultant at The Scion Group  
Technical Recruiter at Swoon Technology Resources

\*\* Salary data is self-reported and is not fact-checked. Median reported salary ranges are provided for informational purposes only.

# Public Administration

## Survey Population 2014–15

Students graduating between August 2014 and June 2015 were surveyed. Data was obtained for 85% of all Public Administration graduates.

	Number of graduates	Post-graduation data was obtained for:	
		count	percent
All degree recipients	34	29	85%
Master's degree	33	28	85%
Doctoral degree	1	1	100%

## Post-Graduation Activity 2014–15

97% of graduates were **actively engaged**.\*

	count	percent
Actively Engaged	28	97%
Employed full time	26	90%
Employed part time	1	3%
Continuing education	1	3%
Not Actively Engaged	1	3%
Unemployed and seeking employment	1	3%

## Experiential Education

Students who responded to the survey were asked whether they “participated in an experiential education activity” (such as an internship, co-op, practicum, faculty-directed research, or other work experience related to their field of study) while enrolled at WMU.

While enrolled at WMU, did  
you participate in an  
experiential education activity?

**61% Yes**  
(based on 28 responses)

\* “Active engagement” is defined as any type of employment (including full-time, part-time, or temporary employment, self-employment, and post-graduate internships/fellowships); continuing education; or military service. Categories not included in active engagement are unemployed and seeking employment; not seeking employment; and volunteering.

# Public Administration

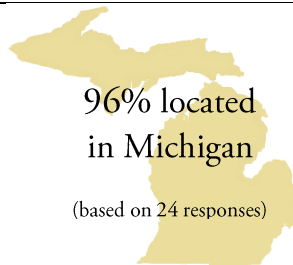
## Employment Information

Survey respondents who indicated they were employed were asked to provide additional information about their employment, including salary range, job location, a rating of their satisfaction with the job, and the extent to which the job is related to their degree.

Median Salary Range\*\*  
(Full-Time Employment)

**\$45,000–\$50,000**

(based on 14 responses)



94% reported that their job was **related to their degree**  
(based on 16 responses; includes ratings of 3, 4, and 5 out of 5)

92% said they were **satisfied** with their job  
(based on 13 responses; includes ratings of 3, 4, and 5 out of 5)

## Sample Job Titles and Employers

Account Coordinator at Association Mgmt Center  
Administrator at Kalamazoo Gastroenterology  
Hepatology  
Administrator at WM Fed. of College Educators  
Analyst at Blue Cross Blue Shield  
Benefits Manager at Kalamazoo College  
Chambers of Justice McCormack at the Michigan  
Supreme Court  
Clinical Research Coordinator at Ford Hospital  
Clinical Research Specialist at Lakeland Regional  
Health System  
Community Health Programs Director at Spectrum  
Coordinator of Project Data at Mallinson Institute  
Corrections Officer at the MI Dept. of Corrections  
Department Specialist at the State of Michigan  
Departmental Analyst at the State of Michigan  
Director of Facilitation and Corporate Learning at  
Davenport University  
Director of Grant Mgmt at Starr Commonwealth  
Director of Market Development/Research Associate  
at Public Policy Associates  
Director of Quality and Evaluation at Communities  
In Schools Kalamazoo  
Education/Department Analyst at the Michigan  
Veterans Affairs Agency

Eligibility Specialist at the State of Michigan  
Executive Director at Building Blocks of Kalamazoo  
Financial Analyst at MI Department of Education  
HR Administrative Specialist at Yoh Services  
HR Generalist at WMU  
Independent Living Specialist at Disability Network  
Law Enforcement at Township of Kalamazoo Police  
Department  
Legislative Director at the Michigan House of  
Representatives  
Management Analyst at Michigan Supreme Court,  
State Court Administrative Office  
Manager of Patient Advocacy at Family Health Center  
Manager, Clinical Documents and Core Curriculum  
at The Society for Cardiovascular Angiography  
and Interventions  
Manager, Public Affairs/Strategic Partnerships at  
Michigan Economic Development Corporation  
Police Captain at Lansing Police Department  
Program Director at Grand Valley State University  
Program Specialist at WK Kellogg Foundation  
Research Associate at WMU  
Taxpayer Advocate at MI Department of Treasury  
Volunteer Coordinator at Loaves and Fishes  
Volunteer Coordinator at S.A.F.E. Place Shelter

\*\* Salary data is self-reported and is not fact-checked. Median reported salary ranges are provided for informational purposes only.

## Public Relations

### Survey Population 2014–15

Students graduating between August 2014 and June 2015 were surveyed. Data was obtained for 86% of all Public Relations graduates.

Bachelor's degree recipients

58

Post-Graduation data was obtained for

50 graduates (86%)

### Post-Graduation Activity 2014–15

88% of graduates were **actively engaged**.\*

	count	percent
Actively Engaged	44	88%
Employed full time	38	76%
Employed part time	5	10%
Continuing education	1	2%
Not Actively Engaged	6	12%
Unemployed and seeking employment	6	12%

### Experiential Education

Students who responded to the survey were asked whether they “participated in an experiential education activity” (such as an internship, co-op, practicum, faculty-directed research, or other work experience related to their field of study) while enrolled at WMU.

While enrolled at WMU, did  
you participate in an  
experiential education activity?

**94% Yes**  
(based on 50 responses)

\* “Active engagement” is defined as any type of employment (including full-time, part-time, or temporary employment, self-employment, and post-graduate internships/fellowships); continuing education; or military service. Categories not included in active engagement are unemployed and seeking employment; not seeking employment; and volunteering.

# Public Relations

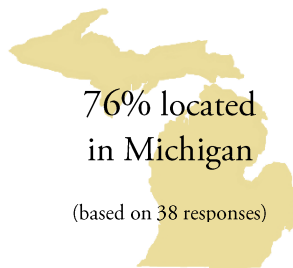
## Employment Information

Survey respondents who indicated they were employed were asked to provide additional information about their employment, including salary range, job location, a rating of their satisfaction with the job, and the extent to which the job is related to their degree.

Median Salary Range\*\*  
(Full-Time Employment)

**\$30,000–\$35,000**

(based on 14 responses)



93% reported that their job was **related to their degree**  
(based on 14 responses; includes ratings of 3, 4, and 5 out of 5)

100% said they were **satisfied** with their job  
(based on 12 responses; includes ratings of 3, 4, and 5 out of 5)

## Sample Job Titles and Employers

Account Appearance Trainer at Great Lakes Companies  
Account Executive at Yelp  
Account Manager at Tell  
Administrative Assistant at Togs Aircraft  
Assistant Account Executive at Campbell Ewald  
Client Services Account Manager at SPAR Group  
Communication Support Assistant at Valley Family Church  
Communications Consultant at Zoetis  
Communications Coordinator at Alpha Xi Delta Nationals  
Communications Specialist I at Bronson  
Customer Consultant at PNC Bank  
Customer Engagement Manager at Kinexus  
Event Manager at Brunswick's Tavern 45  
Fellow at Challenge Detroit  
Head of Public Relations and Marketing at Kalamazoo Beer Exchange  
Intern at Jerry Thomas Public Relations  
Intern at Nielsen  
Legislative and Staff Assistant at Capitol Hill Consulting Group

Manager Trainee at Enterprise Rent-A-Car  
Marketing Coordinator at The Uniform Outlet  
Marketing Coordinator at Two Men and a Truck  
Marketing Intern at Priority Health  
Member Services Associate at Council of Western State Foresters  
On-Site/Production Assistant at Live Nation Entertainment  
Operations Conquest Support Manager at Nexus Business Solutions  
Producer at Isobar  
Professional Services Recruiter at Aerotek  
Program Assistant at Battle Creek Community Foundation  
Promotion Coordinator at J&L Marketing  
Public Relations Intern at Millennium Restaurant Group  
Sales Representative at Liberty Mutual Insurance  
Social Strategy, Global Consumer Marketing at Levi Strauss  
Solutions Specialist at Verizon Wireless  
University Learning and Development Coordinator at Goldman Sachs

\*\* Salary data is self-reported and is not fact-checked. Median reported salary ranges are provided for informational purposes only.



# Religion

## Survey Population 2014–15

Students graduating between August 2014 and June 2015 were surveyed. Data was obtained for 60% of all Religion graduates.

	Number of graduates	Post-graduation data was obtained for:	
		count	percent
All degree recipients	10	6	60%
Bachelor's degree	3	2	67%
Master's degree	7	4	57%

All of the following post-graduation activity and experiential education data is based on the most recent data from 2014–15 graduates, combined with data from 2013–14 graduates which was collected near the time of their graduation. We report two years of data together due to low numbers of responses. There were 8 undergraduates and 2 graduate students who received degrees in 2013–14; of these, post-graduation data was obtained for 6 and 2 people respectively.

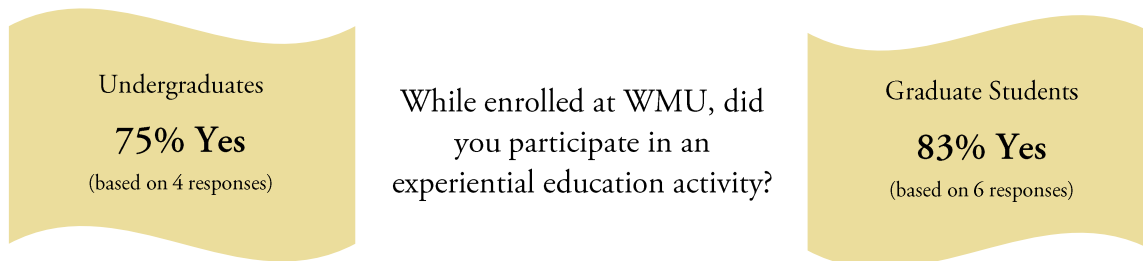
## Post-Graduation Activity

88% of undergraduates and 100% of graduate students were **actively engaged**.\*

Undergraduates			Graduate students	
count	percent		percent	count
7	88%	Actively Engaged	100%	6
2	25%	Employed full time	50%	3
2	25%	Employed part time	0%	0
3	38%	Continuing education	50%	3

## Experiential Education

Students who responded to the survey were asked whether they “participated in an experiential education activity” (such as an internship, co-op, practicum, faculty-directed research, or other work experience related to their field of study) while enrolled at WMU.



## Sample Job Titles and Employers

Assistant Language Teacher at JET program, Japanese Government  
Programmer Analyst at Accenture  
Travel Consultant at MTS Travel

Tutor at Sylvan Learning Systems  
Umpire at Gameday USA

\* “Active engagement” is defined as any type of employment (including full-time, part-time, or temporary employment, self-employment, and post-graduate internships/fellowships); continuing education; or military service. Categories not included in active engagement are unemployed and seeking employment; not seeking employment; and volunteering.

## Science Education

### Survey Population 2014–15

Students graduating between August 2014 and June 2015 were surveyed. Data was obtained for 79% of all Science Education graduates.

	Number of graduates	Post-graduation data was obtained for:	
		count	percent
All degree recipients	24	19	79%
Master's degree	17	12	71%
Doctoral degree	7	7	100%

### Post-Graduation Activity 2014–15

100% of graduates were **actively engaged**.\*

	count	percent
Actively Engaged	19	100%
Employed full time	14	74%
Employed part time	1	5%
Continuing education	4	21%

### Experiential Education

Students who responded to the survey were asked whether they “participated in an experiential education activity” (such as an internship, co-op, practicum, faculty-directed research, or other work experience related to their field of study) while enrolled at WMU.

While enrolled at WMU, did  
you participate in an  
experiential education activity?

**67% Yes**  
(based on 18 responses)

\* “Active engagement” is defined as any type of employment (including full-time, part-time, or temporary employment, self-employment, and post-graduate internships/fellowships); continuing education; or military service. Categories not included in active engagement are unemployed and seeking employment; not seeking employment; and volunteering.

# Science Education

## Employment Information

Survey respondents who indicated they were employed were asked to provide additional information about their employment, including salary range, job location, a rating of their satisfaction with the job, and the extent to which the job is related to their degree.

Median Salary Range\*\*  
(Full-Time Employment)

**\$35,000–\$40,000**

(based on 10 responses)



91% reported that their job was **related to their degree**  
(based on 11 responses; includes ratings of 3, 4, and 5 out of 5)

100% said they were **satisfied** with their job  
(based on 10 responses; includes ratings of 3, 4, and 5 out of 5)

## Sample Job Titles and Employers

Assistant Professor at Queensborough Community College  
Assistant Professor, Teacher Education at University of Southern Indiana  
Faculty at Michigan State University  
Faculty at Washington University  
Faculty Specialist at WMU  
Instructor at Kalamazoo Valley Community College  
Instructor at Northwestern Michigan College  
Interpretation Specialist at the Kalamazoo Valley Museum and Educator at Air Zoo  
Lecturer at Mahasarakham University Thailand  
Middle School Science Teacher at West Michigan Academy of Arts and Academics

Postdoctoral Associate at Berea College  
Postdoctoral Scholar at Oregon State University  
Professor at Borneo University Tarakan, Indonesia  
Research Associate at Michigan State University  
Science Teacher at Boyne Falls Public Schools  
Specialty Faculty I at WMU  
Teacher at Fremont Public Schools  
Teacher at Pontianak Public High School, Indonesia  
Teacher/Educator at Concord Community Schools

\*\* Salary data is self-reported and is not fact-checked. Median reported salary ranges are provided for informational purposes only.

# Sociology

## Survey Population 2014–15

Students graduating between August 2014 and June 2015 were surveyed. Data was obtained for 73% of all Sociology graduates.

	Number of graduates	Post-graduation data was obtained for:	
		count	percent
All degree recipients	70	51	73%
Bachelor's degree	65	49	75%
Master's degree	2	1	50%
Doctoral degree	3	1	33%

## Post-Graduation Activity 2014–15

82% of undergraduates and 100% of graduate students were **actively engaged**.\*

Undergraduates			Graduate students (two years combined)*	
count	percent		percent	count
40	82%	Actively Engaged	100%	6
21	43%	Employed full time	67%	4
5	10%	Employed part time	0%	0
12	24%	Continuing education	33%	2
2	4%	Military service	0%	0
9	18%	Not Actively Engaged	0%	0
7	14%	Unemployed and seeking employment	0%	0
2	4%	Not immediately seeking employment	0%	0

## Experiential Education

Students who responded to the survey were asked whether they “participated in an experiential education activity” (such as an internship, co-op, practicum, faculty-directed research, or other work experience related to their field of study) while enrolled at WMU.

Undergraduates	While enrolled at WMU, did you participate in an experiential education activity?	Graduate Students
<b>62% Yes</b> (based on 47 responses)		<b>25% Yes</b> (based on 4 responses)*

\* “Active engagement” is defined as any type of employment (including full-time, part-time, or temporary employment, self-employment, and post-graduate internships/fellowships); continuing education; or military service. Categories not included in active engagement are unemployed and seeking employment; not seeking employment; and volunteering.

❖ All post-graduation activity and experiential education data for graduate students is based on the most recent data from 2014–15 graduates, combined with data from 2013–14 graduates which was collected near the time of their graduation. We report two years of data together due to low numbers of responses. There were 6 graduate students who received degrees in 2013–14; post-graduation data was obtained for 4 of them.

# Sociology

## Employment Information

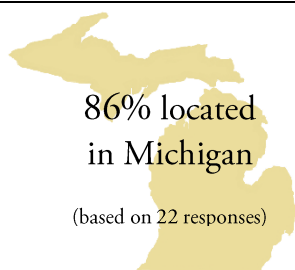
Survey respondents who indicated they were employed were asked to provide additional information about their employment, including salary range, job location, a rating of their satisfaction with the job, and the extent to which the job is related to their degree.

Median Salary Ranges\*\*  
(Full-Time Employment)

Undergraduates

**\$20,000–\$25,000**

(based on 17 responses)



56% reported that their job was **related to their degree**  
(based on 18 responses; includes ratings of 3, 4, and 5 out of 5)

88% said they were **satisfied** with their job  
(based on 17 responses; includes ratings of 3, 4, and 5 out of 5)

## Sample Job Titles and Employers

2LT Military Police Officer  
Assistant Professor at University of Wisconsin La  
Crosse  
Community Corrections Planner at Kent County  
Office of Community Corrections  
Customer Relations Specialist at Big Brothers Big  
Sisters  
Direct Care Giver at Small World Learning Village  
Director of Client-Employee Relations at Michigan  
Personalized Home Care  
Engineering Recruiter at Aerotek  
Executive Director at Black Arts and Cultural Center  
HR Coordinator at CSM Group  
Juvenile Justice Specialist at State of Michigan  
Lead Teacher at Gilden Woods Early Care and  
Preschool  
Line Therapist at Comprehensive Early Autism  
Services

Product Transparency Coordinator at Landscape  
Forms  
Program Assistant at Housing Resources  
Project Engineer at Roncelli  
Project Perk Coordinator at Boys and Girls Club of  
Greater Kalamazoo  
Resident Coordinator at KPEP  
Sales Representative at Total Quality Logistics  
Security Officer at GHG  
Security Officer at Securitas Security Services  
Service Representative at Social Security  
Administration  
Site Coordinator at Re-Member  
Staff Sergeant Military Police  
Unit Secretary at Spectrum Health

\*\* Salary data is self-reported and is not fact-checked. Median reported salary ranges are provided for informational purposes only.

# Spanish<sup>‡</sup>

## Survey Population 2014–15

Students graduating between August 2014 and June 2015 were surveyed. Data was obtained for 75% of all Spanish graduates.

	Number of graduates	Post-graduation data was obtained for:	
		count	percent
All degree recipients	68	51	75%
Bachelor's degree	56	44	79%
Master's degree	11	6	55%
Doctoral degree	1	1	100%

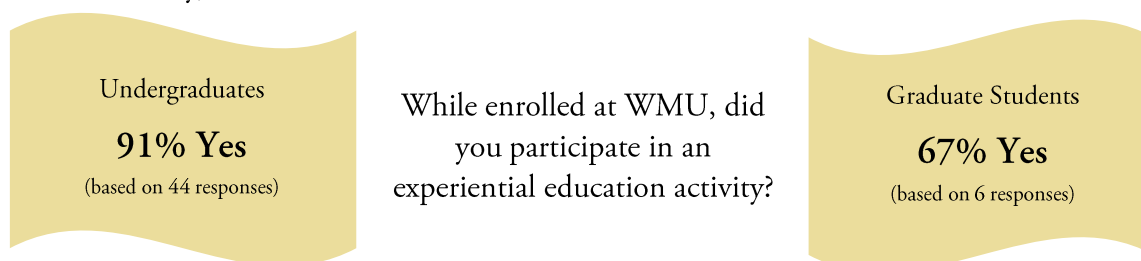
## Post-Graduation Activity 2014–15

91% of undergraduates and 100% of graduate students were **actively engaged**.\*

Undergraduates			Graduate students	
count	percent		percent	count
40	91%	Actively Engaged	100%	7
16	36%	Employed full time	71%	5
4	9%	Employed part time	14%	1
20	45%	Continuing education	14%	1
4	9%	Not Actively Engaged	0%	0
2	5%	Unemployed and seeking employment	0%	0
2	5%	Not immediately seeking employment	0%	0

## Experiential Education

Students who responded to the survey were asked whether they “participated in an experiential education activity” (such as an internship, co-op, practicum, faculty-directed research, or other work experience related to their field of study) while enrolled at WMU.



<sup>‡</sup> Data includes graduates who earned degrees in Spanish and Spanish: Secondary Education.

\* “Active engagement” is defined as any type of employment (including full-time, part-time, or temporary employment, self-employment, and post-graduate internships/fellowships); continuing education; or military service. Categories not included in active engagement are unemployed and seeking employment; not seeking employment; and volunteering.

# Spanish

## Employment Information

Survey respondents who indicated they were employed were asked to provide additional information about their employment, including salary range, job location, a rating of their satisfaction with the job, and the extent to which the job is related to their degree.

Median Salary Ranges\*\*  
(Full-Time Employment)

Undergraduates

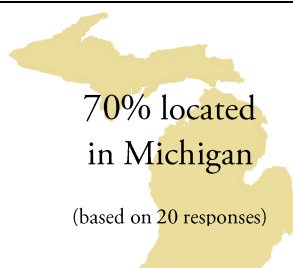
**\$30,000–\$35,000**

(based on 9 responses)

Graduate students<sup>Δ</sup>

**\$35,000–\$40,000**

(based on 5 responses)



93% reported that their job was **related to their degree**  
(based on 14 responses; includes ratings of 3, 4, and 5 out of 5)

92% said they were **satisfied** with their job  
(based on 12 responses; includes ratings of 3, 4, and 5 out of 5)

## Sample Job Titles and Employers

7th Grade Language Arts Teacher at Elkhart  
Community Schools  
AmeriCorps VISTA at MI GEAR UP — WMU  
Assistant Professor of Spanish at Concordia University  
Wisconsin  
Associate Director at Southwest Michigan First  
Botany Technician at Chicago Botanic Garden  
Clinic Manager at Business Health Solutions  
Co-Founder at Maximum Lakeside Services  
Conversation Auxiliar at King William's College, Isle  
of Man  
Default Specialist at PNC Bank  
Digital Advertising Sales Specialist at Traverse City  
Record-Eagle  
Educational Specialist at Let's Talk About It CMH  
English Teaching Assistant at the Department of  
Education, Spain  
Instructor at Albion College

International Account Executive at Mediabrands  
Publishing  
Long-Term Substitute at Bangor High School  
Marketing Assistant at Jack's Wholesale Windows  
Material Follow-Up Coordinator at Paslin  
Regulatory Affairs Analyst at Stryker  
Sales Agent at Hagerty Insurance  
Sheriff's Deputy at Jackson County Office of the  
Sheriff  
Spanish Lecturer at Ohio State University  
Spanish Teacher at Grand River Preparatory High  
School  
Spanish Teacher at World Communications Charter  
School  
Supply Chain Analyst at General Motors  
Teacher at Pittsford High School

<sup>Δ</sup> Median salary for graduate students is based on the most recent data from 2014–15 graduates, combined with data from 2013–14 graduates which was collected near the time of their graduation. We report two years of salary data together due to low numbers of responses from graduate students.

\*\* Salary data is self-reported and is not fact-checked. Median reported salary ranges are provided for informational purposes only.

# Statistics

## Survey Population 2014–15

Students graduating between August 2014 and June 2015 were surveyed. Data was obtained for 72% of all Statistics graduates.

	Number of graduates	Post-graduation data was obtained for:	
		count	percent
All degree recipients	19	14	72%
Bachelor's degree <sup>✧</sup>	1	1	100%
Master's degree	16	11	67%
Doctoral degree	2	2	100%

## Post-Graduation Activity 2014–15

		count	percent		count	percent
85% of graduate students were actively engaged.*	Actively Engaged	11	85%	Not Actively Engaged	2	15%
	Employed full time	10	77%	Unemployed and seeking employment	2	15%
	Continuing education	1	8%			

## Experiential Education

Students who responded to the survey were asked whether they “participated in an experiential education activity” (such as an internship, co-op, practicum, faculty-directed research, or other work experience related to their field of study) while enrolled at WMU.

While enrolled at WMU, did you participate in an experiential education activity?

**85% Yes**  
(based on 13 responses)

## Employment Information<sup>Δ</sup>

Survey respondents who indicated they were employed were asked to provide additional information about their job, including salary range, job location, and the extent to which the job is related to their degree.

Median Salary Range\*\*  
(Graduate students)  
**\$60,000–\$65,000**  
(based on 5 responses;  
full-time employment only)

45% located  
in Michigan

(based on 11 responses)

100% reported that their job was  
**related to their degree**

(based on 7 responses;  
includes ratings of 3, 4, and 5 out of 5)

## Sample Job Titles and Employers

Associate Manager of Business Analytics at Kellogg  
Biostatistician at Parexel International  
Business Analyst at Deloitte (Brazil)  
Data Analyst at Metalloid  
Data Scientist at Booz Allen Hamilton

Marketing Analyst at Meijer  
Researcher at Center for Health Data Research,  
Analysis and Mapping  
Senior Consultant at Travelers Insurance  
Software Developer at Sg2  
Statistician 3 at RTI International

<sup>✧</sup> No data is reported for undergraduates due to the low number of responses available.

\* “Active engagement” is defined as any type of employment (including full-time, part-time, or temporary employment, self-employment, and post-graduate internships/fellowships); continuing education; or military service. Categories not included in active engagement are unemployed and seeking employment; not seeking employment; and volunteering.

<sup>Δ</sup> Employment information is based on the most recent data from 2014–15 graduates, combined with data from 2013–14 graduates which was collected near the time of their graduation. We report two years of employment data together due to low numbers of responses.

\*\* Salary data is self-reported and is not fact-checked. Median reported salary ranges are provided for informational purposes only.



# World Languages and Literatures<sup>‡</sup>

## Survey Population 2014–15

Students graduating between August 2014 and June 2015 were surveyed. Data was obtained for 86% of all World Languages and Literatures graduates.

Bachelor's degree recipients

29

Post-Graduation data was obtained for

25 graduates (86%)

## Post-Graduation Activity 2014–15

84% of graduates were **actively engaged**.\*

	count	percent
Actively Engaged	21	84%
Employed full time	12	48%
Employed part time	1	4%
Continuing education	8	32%
Not Actively Engaged	4	16%
Unemployed and seeking employment	4	16%

## Experiential Education

Students who responded to the survey were asked whether they “participated in an experiential education activity” (such as an internship, co-op, practicum, faculty-directed research, or other work experience related to their field of study) while enrolled at WMU.

While enrolled at WMU, did  
you participate in an  
experiential education activity?

**77% Yes**  
(based on 22 responses)

<sup>‡</sup> Data includes graduates who earned degrees in French; French: Secondary Education; German; German: Secondary Education; Japanese; Latin: Secondary Education; and Latin.

\* “Active engagement” is defined as any type of employment (including full-time, part-time, or temporary employment, self-employment, and post-graduate internships/fellowships); continuing education; or military service. Categories not included in active engagement are unemployed and seeking employment; not seeking employment; and volunteering.

# World Languages and Literatures

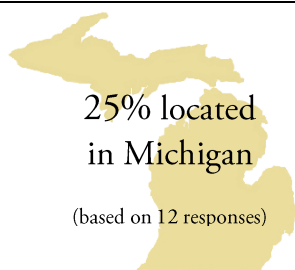
## Employment Information

Survey respondents who indicated they were employed were asked to provide additional information about their employment, including salary range, job location, a rating of their satisfaction with the job, and the extent to which the job is related to their degree.

Median Salary Range\*\*  
(Full-Time Employment)

**\$25,000–\$30,000**

(based on 10 responses)



82% reported that their job was **related to their degree**  
(based on 11 responses; includes ratings of 3, 4, and 5 out of 5)

80% said they were **satisfied** with their job  
(based on 10 responses; includes ratings of 3, 4, and 5 out of 5)

## Sample Job Titles and Employers

2LT, Personnel at USAF  
Assistant Language Teacher at JET Program, Japanese Government  
Assistant Language Teacher at Joytalk, Japan  
Assistant Language Teacher at Tonosho Town Board of Education, Japan  
Associate at Robert Walters, Japan  
Behavior Technician at The Great Lakes Center for Autism Treatment and Research  
English Instructor at Coco Juku, Japan  
French Teacher at Lake Region Union High School

Legal Assistant at Ward Law  
Math Teacher at Coronado High School  
Native English Tutor at American English Workshop  
Self-Employed Model, Actor, and Photographer  
Substitute Teacher at EDUStaff  
Supply Chain Leadership Associate at TE Connectivity  
Videographer and Editor at R&A Landscaping

\*\* Salary data is self-reported and is not fact-checked. Median reported salary ranges are provided for informational purposes only.



Western Michigan University  
**College of Aviation**  
Post-Graduation Activity Report

---

Aviation Flight Science.....	82
Aviation Maintenance Technology.....	84
Aviation Management and Operations.....	85

# College of Aviation

---

## Survey Population 2014–15

The Post-Graduation Activity Survey was sent to all of the 120 students who earned a degree from the College of Aviation between August 2014 and June 2015. Data was obtained for 70% of all graduates.

	Number of graduates	Post-graduation data was obtained for:	
		count	percent
Bachelor's degree recipients	120	84	70%

## Post-Graduation Activity 2014–15

86.9% of all responding graduates were **actively engaged** within three months of graduation.\*

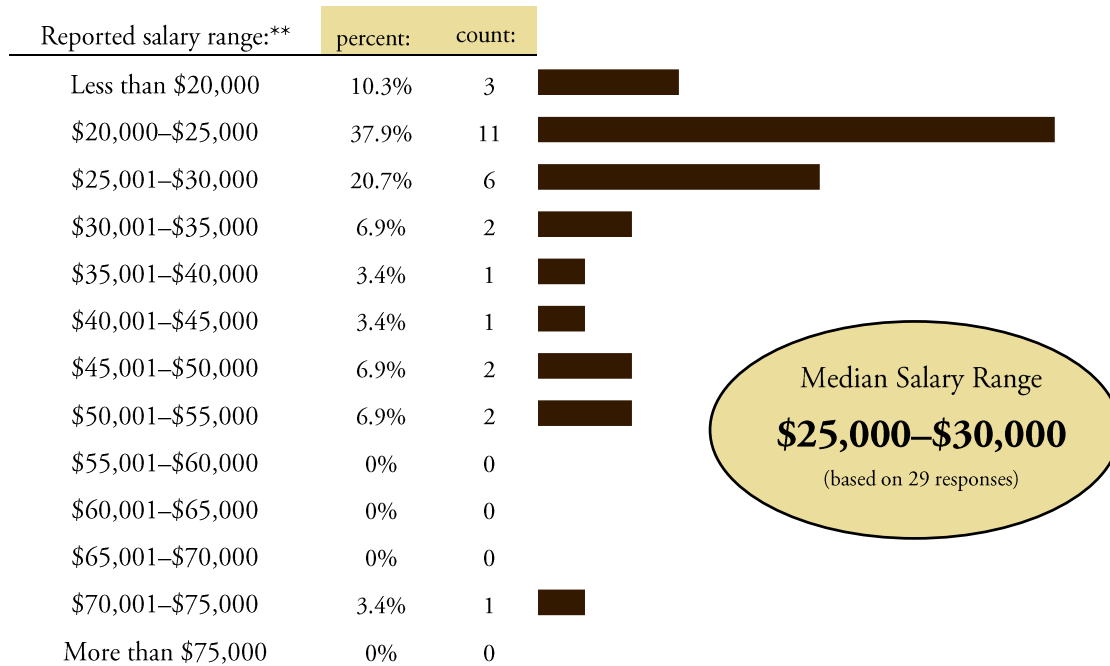
	count		percent	
Actively Engaged	73	86.9%		
Employed full time	49	58.3%		
Employed part time	11	13.1%		
Continuing education	9	10.7%		
Military service	4	4.8%		
Not Actively Engaged	11	13.1%		
Unemployed and seeking employment	8	9.5%		
Not immediately seeking employment	3	3.6%		

---

\* "Active engagement" is defined as any type of employment (including full-time, part-time, or temporary employment, self-employment, and post-graduate internships/fellowships); continuing education; or military service. Categories not included in active engagement are unemployed and seeking employment; not seeking employment; and volunteering.

## Employment Information — Salaries

Survey respondents who indicated they were employed were asked to provide additional information about their employment, including salary range. Salaries are reported only for those respondents who say that their employment is **full time** (30 hours or more per week).



Survey respondents who indicated they were employed were asked if the job they report is new to them, or if they worked for the same employer while enrolled at WMU. The majority of students working full time only started their job after graduation.

Did you work for this employer  
while enrolled at WMU?  
(full-time employment only)

**35% Yes**  
(based on 46 responses)

\*\* Salary data is self-reported and is not fact-checked.

## Other Employment Information

Survey respondents were also asked to provide the location of their job, and were asked to rate on a scale of 1 to 5 their satisfaction with the job and the extent to which their job was related to their degree.

Job information (full-time employment only)	Respondents
Job related to your degree (“Yes” includes ratings of 3, 4, and 5 out of 5)	90% Yes (based on 31 responses)
Satisfied with the job (“Yes” includes ratings of 3, 4, and 5 out of 5)	96% Yes (based on 25 responses)
Job located in Michigan	69% Yes (based on 45 responses)

There were 11 respondents working part time (13% of all respondents). These respondents were asked whether they were seeking full-time employment. All 11 responded; 82% said they were seeking full-time employment and 18% said they were not seeking full-time employment.

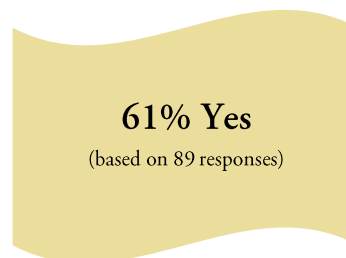
Respondents  
working part time:  
(based on 11 responses)

Seeking full-time employment: 82%	Not seeking: 18%
--------------------------------------	------------------------

## Experiential Education

Students who responded to the survey were asked whether they “participated in an experiential education activity” (such as an internship, co-op, practicum, faculty-directed research, or other work experience related to their field of study) while enrolled at WMU.

While enrolled at WMU, did  
you participate in an  
experiential education activity?



# Aviation Flight Science

## Survey Population 2014–15

Students graduating between August 2014 and June 2015 were surveyed. Data was obtained for 59% of all Aviation Flight Science graduates.

Bachelor's degree recipients

56

Post-Graduation data was obtained for

33 graduates (59%)

## Post-Graduation Activity 2014–15

97% of graduates were **actively engaged**.\*

	count	percent
Actively Engaged	32	97%
Employed full time	21	64%
Employed part time	5	15%
Continuing education	4	12%
Military service	2	6%
Not Actively Engaged	1	3%
Unemployed and seeking employment	1	3%

## Experiential Education

Students who responded to the survey were asked whether they “participated in an experiential education activity” (such as an internship, co-op, practicum, faculty-directed research, or other work experience related to their field of study) while enrolled at WMU.

While enrolled at WMU, did  
you participate in an  
experiential education activity?

**56% Yes**  
(based on 36 responses)

\* “Active engagement” is defined as any type of employment (including full-time, part-time, or temporary employment, self-employment, and post-graduate internships/fellowships); continuing education; or military service. Categories not included in active engagement are unemployed and seeking employment; not seeking employment; and volunteering.

# Aviation Flight Science

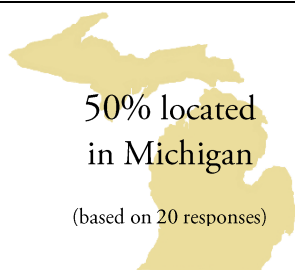
## Employment Information

Survey respondents who indicated they were employed were asked to provide additional information about their employment, including salary range, job location, a rating of their satisfaction with the job, and the extent to which the job is related to their degree.

Median Salary Range\*\*  
(Full-Time Employment)

**\$20,000–\$25,000**

(based on 15 responses)



88% reported that their job was **related to their degree**  
(based on 16 responses; includes ratings of 3, 4, and 5 out of 5)

100% said they were **satisfied** with their job  
(based on 13 responses; includes ratings of 3, 4, and 5 out of 5)

## Sample Job Titles and Employers

2LT Fighter Pilot at USAF  
2LT Pilot Trainee at USAF  
Aircraft Dispatcher at Air America  
Aviation Associate at WMU  
Below Wing Agent at Delta Airlines Global Services  
Certified Flight Instructor at San Carlos Flight Center  
Certified Flight Instructor at U.S. Aviation Academy  
Certified Flight Instructor at Westwind School of  
Aeronautics  
Certified Flight Instructor at Windy City Flyers  
Certified Flight Trainer at WMU  
Chief Pilot at Gravity Powered Sports

First Officer at ExpressJet Airlines  
Flight Instructor at Aerosim Flight Academy  
Flight Instructor at Air America Flight Center  
Flight Instructor at American Flyers  
Flight Instructor at Transpac Aviation Academy  
Fueller at Swissport USA  
Pilot at Endeavor Air  
Pilot at Meisinger Aviation  
Ramp Agent/Station Agent at Quick Flight Services  
Ramp, Operations, and Customer Service Supervisor  
at Quick Flight Services

\*\* Salary data is self-reported and is not fact-checked. Median reported salary ranges are provided for informational purposes only.



# Aviation Maintenance Technology

## Survey Population 2014–15

Students graduating between August 2014 and June 2015 were surveyed.

Bachelor's degree recipients

20

Post-Graduation data was obtained for

16 graduates (80%)

## Post-Graduation Activity 2014–15

69% of graduates were **actively engaged**.\*

	count	percent
Actively Engaged	11	69%
Employed full time	7	44%
Employed part time	1	6%
Continuing education	3	19%

	count	percent
Not Actively Engaged	5	31%
Unemployed and seeking employment	3	19%
Not seeking employment	2	13%

## Experiential Education

Students who responded to the survey were asked whether they “participated in an experiential education activity” (such as an internship, co-op, practicum, faculty-directed research, or other work experience related to their field of study) while enrolled at WMU.

While enrolled at WMU, did you participate in an experiential education activity?

**65% Yes**

(based on 17 responses)

## Employment Information

Survey respondents who indicated they were employed were asked to provide additional information about their job, including salary range, job location, and the extent to which the job is related to their degree.

Median Salary Range\*\*  
**\$30,000–\$35,000**

(based on 5 responses;  
full-time employment only)

86% located  
in Michigan

(based on 7 responses)

100% reported that their job  
was **related to their degree**

(based on 6 responses;  
includes ratings of 3, 4, and 5 out of 5)

## Sample Job Titles and Employers

A&P Technician at Northern Jet Management  
Aircraft Mechanic at WMU  
Airframe Technician at Duncan Aviation  
Aviation Mechanic at Duncan Aviation  
Captain at Ameriflight

Engine Technician at Pratt & Whitney  
Mechanical Engineering Technician II at  
Amazon.com  
Technical Writer at AAI  
Turbine Engine Technician at Pratt & Whitney of  
Canada

\* “Active engagement” is defined as any type of employment (including full-time, part-time, or temporary employment, self-employment, and post-graduate internships/fellowships); continuing education; or military service. Categories not included in active engagement are unemployed and seeking employment; not seeking employment; and volunteering.

\*\* Salary data is self-reported and is not fact-checked. Median reported salary ranges are provided for informational purposes only.

# Aviation Management and Operations

## Survey Population 2014–15

Students graduating between August 2014 and June 2015 were surveyed. Data was obtained for 79% of all Aviation Management and Operations graduates.

Bachelor's degree recipients

52

Post-Graduation data was obtained for

41 graduates (79%)

## Post-Graduation Activity 2014–15

88% of graduates were **actively engaged**.\*

	count	percent
Actively Engaged	36	88%
Employed full time	26	63%
Employed part time	6	15%
Continuing education	2	5%
Military service	2	5%
Not Actively Engaged	5	12%
Unemployed and seeking employment	4	10%
Not immediately seeking employment	1	2%

## Experiential Education

Students who responded to the survey were asked whether they “participated in an experiential education activity” (such as an internship, co-op, practicum, faculty-directed research, or other work experience related to their field of study) while enrolled at WMU.

While enrolled at WMU, did  
you participate in an  
experiential education activity?

**63% Yes**  
(based on 43 responses)

\* “Active engagement” is defined as any type of employment (including full-time, part-time, or temporary employment, self-employment, and post-graduate internships/fellowships); continuing education; or military service. Categories not included in active engagement are unemployed and seeking employment; not seeking employment; and volunteering.

# Aviation Management and Operations

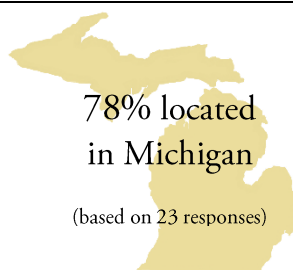
## Employment Information

Survey respondents who indicated they were employed were asked to provide additional information about their employment, including salary range, job location, a rating of their satisfaction with the job, and the extent to which the job is related to their degree.

Median Salary Range\*\*  
(Full-Time Employment)

**\$25,000–\$30,000**

(based on 13 responses)



92% reported that their job was **related to their degree**  
(based on 13 responses; includes ratings of 3, 4, and 5 out of 5)

90% said they were **satisfied** with their job  
(based on 10 responses; includes ratings of 3, 4, and 5 out of 5)

## Sample Job Titles and Employers

2LT, Pilot USAF  
Account Manager at AirSure Limited  
Agent at Envoy Airlines  
Aircraft Parts Coordinator at Northern Jet  
Management  
Airport Operation Representative at China Southern  
Airlines  
Airport Operations Supervisor at Kalamazoo/Battle  
Creek International Airport  
Associate at Steven Baldwin Associates  
Aviation Associate at WMU  
Certified Flight Instructor at U.S. Aviation Academy  
Certified Flight Instructor at Westwind School of  
Aeronautics  
Crew Scheduler at Air Wisconsin  
Crew Scheduler at ExpressJet Airlines  
Crew Scheduler at Kalitta Air  
Flight Dispatcher at PSA Airlines

Flight Follower at Pentastar Aviation  
International Flight Clearance Coordinator at Kalitta  
Air  
Lead Station Agent at American Airlines  
Logistics Sales at R2 Logistics  
Operations Assistant at Kalitta Air  
Pilot at Endeavor Air  
Ramp Control Tower Coordinator at Aircraft Service  
International Group  
Ramp, Operations, and Customer Service Supervisor  
at Quick Flight Services  
Report Coordinator Associate at MPI Research  
Station Agent at Envoy Airlines  
Station Agent at Envoy Ground Services  
UAV Pilot at Navmar Applied Sciences  
West Michigan Regional Manager at Immaculate  
Flight Aircraft Detailing

\*\* Salary data is self-reported and is not fact-checked. Median reported salary ranges are provided for informational purposes only.



---

# Western Michigan University College of Education and Human Development Post-Graduation Activity Report

---

Career and Technical Education.....	92
Counseling Psychology.....	94
Counselor Education.....	96
Dietetics.....	98
Educational Leadership.....	99
Educational Leadership: HESA.....	101
Educational Leadership: K12.....	103
Educational Technology.....	105
Elementary Education.....	106
Evaluation, Measurement, and Research.....	108
Family and Consumer Sciences.....	109
Fashion Merchandising and Design.....	111
Health and Physical Education.....	113
Human Performance.....	115
Interior Design.....	117
Literacy Studies.....	118
Organizational Learning and Performance.....	119
Practice of Teaching.....	120
Secondary Education.....	122
Social Studies: Secondary Education.....	124
Sociocultural Studies of Education.....	125
Special Education.....	126

# College of Education and Human Development

---

## Survey Population 2014–15

The Post-Graduation Activity Survey was sent to all of the 993 students who earned a degree from the College of Education and Human Development between August 2014 and June 2015. Data was obtained for 70.3% of all graduates.

	Number of graduates	Post-graduation data was obtained for:	
		count	percent
All degree recipients	993	698	70.3%
Bachelor's degree	546	373	68.3%
Master's degree	414	294	71%
Doctoral degree	33	31	93.9%

## Post-Graduation Activity 2014–15

86.4% of all responding graduates were **actively engaged** within three months of graduation.\*

	count	percent
Actively Engaged	603	86.4%
Employed full time	468	67.0%
Employed part time	76	10.9%
Continuing education	58	8.3%
Military service	1	0.1%
Not Actively Engaged	95	13.6%
Unemployed and seeking employment	82	11.7%
Not immediately seeking employment	13	1.9%

---

\* "Active engagement" is defined as any type of employment (including full-time, part-time, or temporary employment, self-employment, and post-graduate internships/fellowships); continuing education; or military service. Categories not included in active engagement are unemployed and seeking employment; not seeking employment; and volunteering.

## Undergraduate Post-Graduation Activity

	count	percent
<b>Actively Engaged*</b>	<b>311</b>	<b>83.4%</b>
Employed full time	212	56.8%
Employed part time	56	15.0%
Continuing education	42	11.3%
Military service	1	0.3%
<b>Not Actively Engaged</b>	<b>62</b>	<b>16.6%</b>
Unemployed and seeking employment	57	15.0%
Not immediately seeking employment	6	1.6%

## Graduate (Masters/Doctoral) Post-Graduation Activity

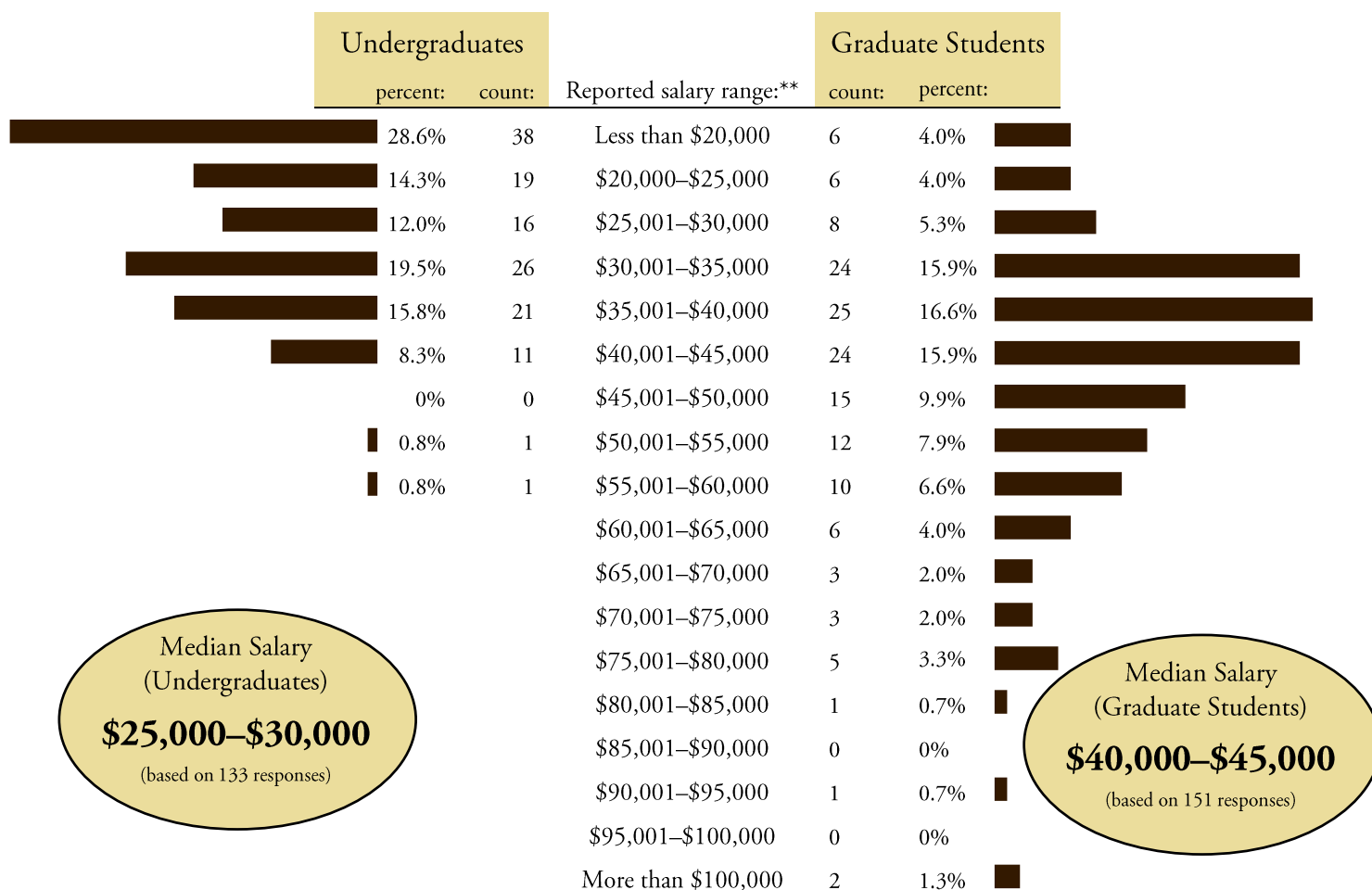
	count	percent
<b>Actively Engaged*</b>	<b>292</b>	<b>89.8%</b>
Employed full time	256	78.8%
Employed part time	20	6.2%
Continuing education	16	4.9%
<b>Not Actively Engaged</b>	<b>33</b>	<b>10.2%</b>
Unemployed and seeking employment	26	8.0%
Not immediately seeking employment	7	2.2%

---

\*“Active engagement” is defined as any type of employment (including full-time, part-time, or temporary employment, self-employment, and post-graduate internships/fellowships); continuing education; or military service. Categories not included in active engagement are unemployed and seeking employment; not seeking employment; and volunteering.

## Employment Information — Salaries

Survey respondents who indicated they were employed were asked to provide additional information about their employment, including salary range. Salaries are reported only for those respondents who say that their employment is **full time** (30 hours or more per week).



Survey respondents who indicated they were employed were asked if the job they report is new to them, or if they worked in that job while enrolled at WMU. The majority of graduate students working full time were already working while attending WMU, and stayed with the same employer after graduation. In contrast, the majority of undergraduates working full time only started their job after graduation.

Undergraduates  
**32% Yes**  
(based on 174 responses)

Did you work for this employer  
while enrolled at WMU?  
(full-time employment only)

Graduate Students  
**66% Yes**  
(based on 207 responses)

\*\* Salary data is self-reported and is not fact-checked.

## Other Employment Information

Survey respondents were also asked to provide the location of their job, and were asked to rate on a scale of 1 to 5 their satisfaction with the job and the extent to which their job was related to their degree.

Undergraduates	Job information (full-time employment only)	Graduate Students
93% Yes (based on 137 responses)	Job related to your degree ("Yes" includes ratings of 3, 4, and 5 out of 5)	93% Yes (based on 155 responses)
95% Yes (based on 128 responses)	Satisfied with the job ("Yes" includes ratings of 3, 4, and 5 out of 5)	92% Yes (based on 132 responses)
74% Yes (based on 206 responses)	Job located in Michigan	81% Yes (based on 242 responses)

There were 76 respondents working part time (11% of all respondents). These respondents were asked whether they were seeking full-time employment. Of the 59 who answered, 56% said they were seeking full-time employment and 44% said they were not seeking full-time employment.

Respondents  
working part time:  
(based on 59 responses)

**Seeking full-time  
employment: 56%**

**Not seeking full-time  
employment: 44%**

## Experiential Education

Students who responded to the survey were asked whether they "participated in an experiential education activity" (such as an internship, co-op, practicum, faculty-directed research, or other work experience related to their field of study) while enrolled at WMU.

Undergraduates <b>90% Yes</b> (based on 363 responses)	While enrolled at WMU, did you participate in an experiential education activity?	Graduate Students <b>80% Yes</b> (based on 290 responses)
--	---	---



# Career and Technical Education<sup>‡</sup>

## Survey Population 2014–15

Students graduating between August 2014 and June 2015 were surveyed. Data was obtained for 63% of all Career and Technical Education graduates.

	Number of graduates	Post-graduation data was obtained for:	
		count	percent
All degree recipients	24	15	63%
Bachelor's degree	6	4	67%
Master's degree	18	11	61%

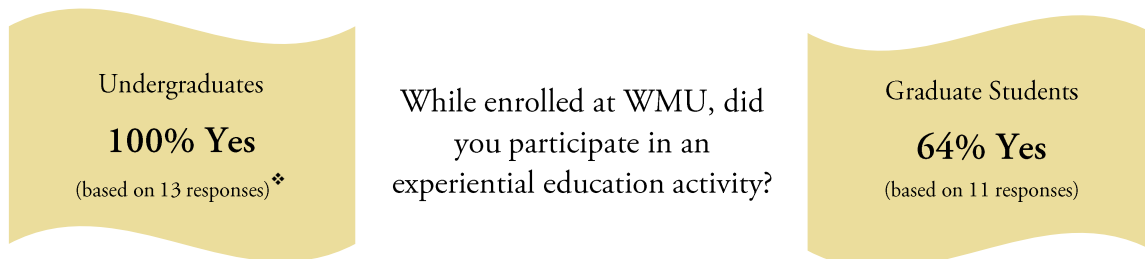
## Post-Graduation Activity 2014–15

69% of undergraduates and 91% of graduate students were **actively engaged**.\*

Undergraduates (two years combined)*			Graduate students	
count	percent		percent	count
11	69%	Actively Engaged	91%	10
8	50%	Employed full time	73%	8
2	13%	Employed part time	18%	2
1	6%	Continuing education	0%	0
5	31%	Not Actively Engaged	9%	1
5	31%	Unemployed and seeking employment	9%	1

## Experiential Education

Students who responded to the survey were asked whether they “participated in an experiential education activity” (such as an internship, co-op, practicum, faculty-directed research, or other work experience related to their field of study) while enrolled at WMU.



<sup>‡</sup> Data includes graduates who earned degrees in Career and Technical Education; Family and Consumer Sciences Teacher Education; and Secondary Education in Business.

\* “Active engagement” is defined as any type of employment (including full-time, part-time, or temporary employment, self-employment, and post-graduate internships/fellowships); continuing education; or military service. Categories not included in active engagement are unemployed and seeking employment; not seeking employment; and volunteering.

❖ All post-graduation activity and experiential education data for undergraduates is based on the most recent data from 2014–15 graduates, combined with data from 2013–14 graduates which was collected near the time of their graduation. We report two years of data together due to the low number of current responses. There were 13 undergraduates who received degrees in 2013–14; post-graduation data was obtained for 12 of them.

# Career and Technical Education

## Employment Information

Survey respondents who indicated they were employed were asked to provide additional information about their employment, including salary range, job location, a rating of their satisfaction with the job, and the extent to which the job is related to their degree.

Median Salary Ranges\*\*  
(Full-Time Employment)

Graduate students  
**\$50,000–\$55,000**  
(based on 5 responses)



100% reported that their job was **related to their degree**  
(based on 5 responses; includes ratings of 3, 4, and 5 out of 5)

100% said they were **satisfied** with their job  
(based on 4 responses; includes ratings of 3, 4, and 5 out of 5)

## Sample Job Titles and Employers

Applied Technology Teacher at James B. Conant  
High School  
Assistant Professor at Northern Michigan University  
Business Education Teacher at Mona Shores Public  
Schools  
Business Management and Admin Teacher at Climax-  
Scotts High School  
Business Technology Instructor at Lawrence Junior  
Senior High School  
Captain, Air Force Pilot at USAF  
CIS Instructor at Tech Center  
Construction/Drafting Instructor at South Bend  
Community School Corporation  
Dental Hygiene Educator at Smile Grand Haven  
Early Childhood Education at Plainwell Community  
Schools

Healthcare Instructor at Ottawa Area ISD  
High School Mathematics Teacher at Spring Lake  
Public Schools  
High School Teacher at Gull Lake Community  
Schools  
Instructor at Muskegon Area ISD  
Office Paraprofessional at Kalamazoo Public Schools  
Postsecondary Automotive Instructor at Ivy Tech  
Community College  
Professor, Construction Trades at Grand Rapids  
Community College  
Teacher at Allegan Technical and Education Center  
Welding Instructor at Van Buren ISD

\*\* Salary data is self-reported and is not fact-checked. Median reported salary ranges are provided for informational purposes only.

# Counseling Psychology

## Survey Population 2014–15

Students graduating between August 2014 and June 2015 were surveyed. Data was obtained for 65% of all Counseling Psychology graduates.

	Number of graduates	Post-graduation data was obtained for:	
		count	percent
All degree recipients	43	28	65%
Master's degree	35	21	60%
Doctoral degree	8	7	88%

## Post-Graduation Activity 2014–15

79% of graduates were **actively engaged**.\*

	count	percent
Actively Engaged	22	79%
Employed full time	18	64%
Employed part time	4	14%
Not Actively Engaged	6	21%
Unemployed and seeking employment	6	21%

## Experiential Education

Students who responded to the survey were asked whether they “participated in an experiential education activity” (such as an internship, co-op, practicum, faculty-directed research, or other work experience related to their field of study) while enrolled at WMU.

While enrolled at WMU, did  
you participate in an  
experiential education activity?

**96% Yes**  
(based on 24 responses)

\* “Active engagement” is defined as any type of employment (including full-time, part-time, or temporary employment, self-employment, and post-graduate internships/fellowships); continuing education; or military service. Categories not included in active engagement are unemployed and seeking employment; not seeking employment; and volunteering.

# Counseling Psychology

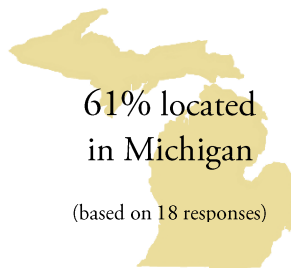
## Employment Information

Survey respondents who indicated they were employed were asked to provide additional information about their employment, including salary range, job location, a rating of their satisfaction with the job, and the extent to which the job is related to their degree.

Median Salary Range\*\*  
(Full-Time Employment)

**\$30,000–\$35,000**

(based on 6 responses)



100% reported that their job was **related to their degree**

(based on 7 responses; includes ratings of 3, 4, and 5 out of 5)

100% said they were **satisfied** with their job

(based on 5 responses; includes ratings of 3, 4, and 5 out of 5)

## Sample Job Titles and Employers

Adult Protective Services at State of Michigan  
Assistant Professor/Counselor at Grand Rapids  
Community College  
Case Manager for SED Youth at Family and  
Children's Services  
Case Manager Therapist at Forest View Hospital  
Case Worker at Mental Health Cooperative of Middle  
Tennessee  
Counseling Psychologist at University of Michigan  
CAPS  
Counselor at Clinical Psychology Services  
Counselor at Compass Wellness Center  
Direct Care Staff Help Line Crisis Worker at  
HomeLife  
Director at The Family Center  
Director of Clinic Operations at Neurocore  
Educational Psychology Lecturer at National  
University of Mongolia  
Faculty Counselor at Bellevue College  
Founder and Anxiety Psychotherapist at The Anxiety  
Treatment Center of West Michigan  
Limited License Psychologist at K2A Counseling

Mental Health Therapist and Chemical Dependency  
Therapist at Psychological Consultants of  
Michigan  
Office Clerk at Child and Family Psychological  
Services  
Postdoctoral Research Fellow at University of  
Houston  
Postdoctoral Resident at Lehigh University  
Psychological Assistant at Battle Creek Counseling  
Associates  
Psychologist (QMHP) at Michigan Department of  
Corrections  
Psychologist at an Air Force Base  
Psychologist at Michigan DHS  
Self-Employed Counselor  
Social Worker at Lutheran Social Services of Michigan  
Student Engagement Intervention Coordinator at  
Kalamazoo Center For Youth and Community  
Substance Abuse Counselor at Eastern Clinic  
Therapist at Sanford House  
Therapist at Shamika Hall, PhD & Associates

\*\* Salary data is self-reported and is not fact-checked. Median reported salary ranges are provided for informational purposes only.

## Counselor Education

### Survey Population 2014–15

Students graduating between August 2014 and June 2015 were surveyed. Data was obtained for 71% of all Counselor Education graduates.

	Number of graduates	Post-graduation data was obtained for:	
		count	percent
All degree recipients	68	48	71%
Master's degree	67	47	70%
Doctoral degree	1	1	100%

### Post-Graduation Activity 2014–15

77% of graduates were **actively engaged**.\*

	count	percent
Actively Engaged	37	77%
Employed full time	32	67%
Employed part time	4	8%
Continuing education	1	2%
Not Actively Engaged	11	23%
Unemployed and seeking employment	8	17%
Not immediately seeking employment	3	6%

### Experiential Education

Students who responded to the survey were asked whether they “participated in an experiential education activity” (such as an internship, co-op, practicum, faculty-directed research, or other work experience related to their field of study) while enrolled at WMU.

While enrolled at WMU, did  
you participate in an  
experiential education activity?

**98% Yes**  
(based on 46 responses)

\* “Active engagement” is defined as any type of employment (including full-time, part-time, or temporary employment, self-employment, and post-graduate internships/fellowships); continuing education; or military service. Categories not included in active engagement are unemployed and seeking employment; not seeking employment; and volunteering.

# Counselor Education

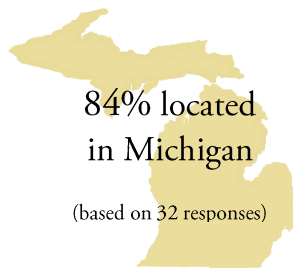
## Employment Information

Survey respondents who indicated they were employed were asked to provide additional information about their employment, including salary range, job location, a rating of their satisfaction with the job, and the extent to which the job is related to their degree.

Median Salary Range\*\*  
(Full-Time Employment)

**\$30,000–\$35,000**

(based on 19 responses)



89% reported that their job was **related to their degree**  
(based on 19 responses; includes ratings of 3, 4, and 5 out of 5)

80% said they were **satisfied** with their job  
(based on 15 responses; includes ratings of 3, 4, and 5 out of 5)

## Sample Job Titles and Employers

Academic Advisor at Baker College  
Assistant Director of Career Services at Indiana University  
Assistant Professor of Counselor Education at Argosy University  
Career and Student Employment Advisor at KVCC  
Case Manager at Berrien County  
Children's Crisis Specialist at Northern Family Intervention Services  
Community Resource Specialist at The Upjohn Institute  
Counselor at Forever Recovery  
Counselor at BASES Teen Center  
Counselor at Behavioral Health Services, The Unified Clinics  
Counselor at Kalamazoo Gospel Mission  
Counselor at Starr Commonwealth  
Crisis Counselor at Third Level Crisis Center  
Educational Support Professional at Grand Rapids Community College  
Emergency Services Specialist/Outpatient Therapist at Northern Lakes Community Mental Health  
Family Reunification Team Leader at Catholic Charities West Michigan

Foster Care Adoption Specialist at Bethany Christian Services  
High School At-Risk Counselor at Niles Community Schools  
High School Counselor at Clear Creek School District  
Home-Based Family Counselor at Catholic Charities  
HR Generalist at Leisure Living Management  
Lead Pastor at Christ Church of Traverse City  
Middle School Counselor at Kingsley Area Schools  
Professional Counselor at Serenity Point Recovery  
Rehabilitation Counselor at Michigan Bureau of Services for Blind Persons  
Residential Therapist at Lakeside Academy  
School Counselor at Mendon Community Schools  
Senior Certified Pharmacy Technician at Walgreens  
Social Worker at Lutheran Social Services of Michigan  
Support Professional to Associate Dean at GRCC  
Therapist at Arbor Circle  
Therapist at Catholic Charities West Michigan  
Therapist at InterAct of Michigan  
Vocational Rehabilitation Counselor at South Carolina Vocational Rehabilitation Department  
Vocational Specialist at Peckham

\*\* Salary data is self-reported and is not fact-checked. Median reported salary ranges are provided for informational purposes only.

# Dietetics

## Survey Population 2014–15

Students graduating between August 2014 and June 2015 were surveyed.

Bachelor's degree recipients

10

Post-Graduation data was obtained for

8 graduates (80%)

## Post-Graduation Activity 2014–15

100% of graduates were **actively engaged**.\*

	count	percent
Actively Engaged	8	100%
Employed full time	2	25%
Employed part time	2	25%
Continuing education	4	50%

## Experiential Education

Students who responded to the survey were asked whether they “participated in an experiential education activity” (such as an internship, co-op, practicum, faculty-directed research, or other work experience related to their field of study) while enrolled at WMU.

While enrolled at WMU, did you participate in an experiential education activity?

**86% Yes**

(based on 7 responses)

## Sample Job Titles and Employers

Dietary Staff at New Friends Memory Care

Dietetic Intern at University of Michigan Hospitals and Health Centers

\* “Active engagement” is defined as any type of employment (including full-time, part-time, or temporary employment, self-employment, and post-graduate internships/fellowships); continuing education; or military service. Categories not included in active engagement are unemployed and seeking employment; not seeking employment; and volunteering.

# Educational Leadership<sup>‡</sup>

## Survey Population 2014–15

Students graduating between August 2014 and June 2015 were surveyed. Data was obtained for 93% of all Educational Leadership graduates.

	Number of graduates	Post-graduation data was obtained for:	
		count	percent
All degree recipients	45	42	93%
Master's degree	31	29	94%
Doctoral degree	14	13	93%

## Post-Graduation Activity 2014–15

90% of graduates were **actively engaged**.\*

	count	percent
Actively Engaged	38	90%
Employed full time	29	69%
Employed part time	3	7%
Continuing education	6	14%
Not Actively Engaged	4	10%
Unemployed and seeking employment	3	7%
Not immediately seeking employment	1	2%

## Experiential Education

Students who responded to the survey were asked whether they “participated in an experiential education activity” (such as an internship, co-op, practicum, faculty-directed research, or other work experience related to their field of study) while enrolled at WMU.

While enrolled at WMU, did  
you participate in an  
experiential education activity?

**74% Yes**  
(based on 35 responses)

<sup>‡</sup> Data includes graduates who earned degrees in Educational Leadership: General; Educational Leadership: HE; and Educational Leadership: Organizational Analysis.

\* “Active engagement” is defined as any type of employment (including full-time, part-time, or temporary employment, self-employment, and post-graduate internships/fellowships); continuing education; or military service. Categories not included in active engagement are unemployed and seeking employment; not seeking employment; and volunteering.



# Educational Leadership

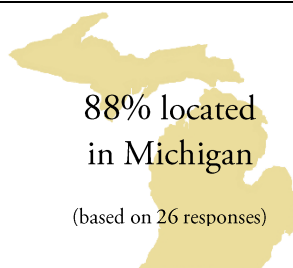
## Employment Information

Survey respondents who indicated they were employed were asked to provide additional information about their employment, including salary range, job location, a rating of their satisfaction with the job, and the extent to which the job is related to their degree.

Median Salary Range\*\*  
(Full-Time Employment)

**\$45,000–\$50,000**

(based on 17 responses)



100% reported that their job was **related to their degree**  
(based on 18 responses; includes ratings of 3, 4, and 5 out of 5)

100% said they were **satisfied** with their job  
(based on 17 responses; includes ratings of 3, 4, and 5 out of 5)

## Sample Job Titles and Employers

2nd Grade Teacher at Oak Park School District  
Assistant Supervisor at Berrien County Family  
Division Trial Court  
Assistant Vice Provost for Student Affairs at GVSU  
Associate Dean of Student Success and Retention at  
Saint Norbert College  
Chair of Communications and Media at Cornerstone  
University  
Chief Academic Officer at Baker College  
Children's Services Specialist at State of Michigan  
Director of National/International Fellowships and  
Scholarships Office at MSU  
Director of Student Academic Affairs at Ferris State  
University  
Director of Undergraduate Diversity at MSU  
Education Chair at Corinthian Colleges  
Educator at Three Rivers Community Schools  
Elementary Teacher at Grand Haven Area Public  
Schools

Enrollment Management Communication and Data  
Coordinator at GRCC  
Faculty at Kalamazoo Valley Community College  
Faculty at Kellogg Community College  
Head Volleyball Coach at Albion College  
Manager at The Oaklands, WMU  
Manager of Student Success and Veterans Affairs at  
Muskegon Community College  
Middle School Teacher at Hartford Public Schools  
Operations Manager at Ascension Health  
Part-time Instructor at Chiba Institute of Technology,  
Japan  
Principal at Oak Park Schools  
Program Director at Girls on the Run Michiana  
Self-Employed Consultant/Contractor  
Teacher at Grand Rapids Public Schools  
Teacher at Kalamazoo Public Schools  
Vice President for Development and Alumni Affairs at  
University of North Florida

\*\* Salary data is self-reported and is not fact-checked. Median reported salary ranges are provided for informational purposes only.

# Educational Leadership: HESA

## Survey Population 2014–15

Students graduating between August 2014 and June 2015 were surveyed. Data was obtained for 95% of all Educational Leadership: HESA graduates.

Master's degree recipients

19

Post-Graduation data was obtained for

18 graduates (95%)

## Post-Graduation Activity 2014–15

94% of graduates were **actively engaged**.\*

	count	percent
Actively Engaged	17	94%
Employed full time	16	89%
Continuing education	1	6%
Not Actively Engaged	1	6%
Unemployed and seeking employment	1	6%

## Experiential Education

Students who responded to the survey were asked whether they “participated in an experiential education activity” (such as an internship, co-op, practicum, faculty-directed research, or other work experience related to their field of study) while enrolled at WMU.

While enrolled at WMU, did  
you participate in an  
experiential education activity?

**100% Yes**

(based on 18 responses)

\* “Active engagement” is defined as any type of employment (including full-time, part-time, or temporary employment, self-employment, and post-graduate internships/fellowships); continuing education; or military service. Categories not included in active engagement are unemployed and seeking employment; not seeking employment; and volunteering.

# Educational Leadership: HESA

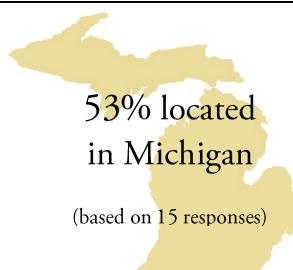
## Employment Information

Survey respondents who indicated they were employed were asked to provide additional information about their employment, including salary range, job location, a rating of their satisfaction with the job, and the extent to which the job is related to their degree.

Median Salary Range\*\*  
(Full-Time Employment)

**\$35,000–\$40,000**

(based on 14 responses)



100% reported that their job was **related to their degree**  
(based on 13 responses; includes ratings of 3, 4, and 5 out of 5)

100% said they were **satisfied** with their job  
(based on 13 responses; includes ratings of 3, 4, and 5 out of 5)

## Sample Job Titles and Employers

Academic Advisor at University of Illinois at Chicago  
Academic Advisor at WMU  
Assistant Dean of Students at Clarkson University  
Assistant Director for Campus Visits at Southern  
Methodist University  
Assistant Director of Admissions at WMU  
Assistant Director of Career Development at Saint  
Mary's College  
Assistant Director of Marketing at WMU  
Assistant Director of Student Disability Services at  
Butler University  
Assistant Director of Student Life at Michigan State  
University  
Assistant Director of the Upward Bound Program at  
WMU

Associate Search Consultant at Advance Resources  
Coordinator of Leadership Development at Purdue  
University  
Coordinator of Student Life at Hope College  
Director of Bands at Galesburg-Augusta Community  
Schools  
Financial Aid Coordinator at Oakland University  
Peer Advocate Leader Program Coordinator at  
University Colorado Denver  
Project Data Coordinator at WMU  
Residence Life Coordinator at College for Creative  
Studies  
Residential Life Coordinator at Hope College  
Student Services Specialist at WMU  
Student Success Coach at Purdue University

\*\* Salary data is self-reported and is not fact-checked. Median reported salary ranges are provided for informational purposes only.

# Educational Leadership: K12

## Survey Population 2014–15

Students graduating between August 2014 and June 2015 were surveyed. Data was obtained for 90% of all Educational Leadership: K12 graduates.

	Number of graduates	Post-graduation data was obtained for:	
		count	percent
All degree recipients	52	47	90%
Master's degree	45	40	89%
Doctoral degree	7	7	100%

## Post-Graduation Activity 2014–15

100% of graduates were **actively engaged**.\*

	count	percent
Actively Engaged	47	100%
Employed full time	45	96%
Employed part time	2	4%

## Experiential Education

Students who responded to the survey were asked whether they “participated in an experiential education activity” (such as an internship, co-op, practicum, faculty-directed research, or other work experience related to their field of study) while enrolled at WMU.

While enrolled at WMU, did  
you participate in an  
experiential education activity?

**81% Yes**  
(based on 37 responses)

\* “Active engagement” is defined as any type of employment (including full-time, part-time, or temporary employment, self-employment, and post-graduate internships/fellowships); continuing education; or military service. Categories not included in active engagement are unemployed and seeking employment; not seeking employment; and volunteering.

# Educational Leadership: K12

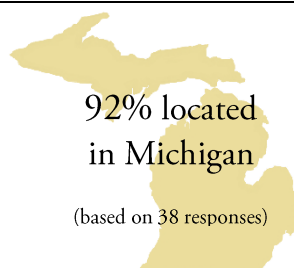
## Employment Information

Survey respondents who indicated they were employed were asked to provide additional information about their employment, including salary range, job location, a rating of their satisfaction with the job, and the extent to which the job is related to their degree.

Median Salary Range\*\*  
(Full-Time Employment)

**\$40,000–\$45,000**

(based on 28 responses)



93% reported that their job was **related to their degree**  
(based on 28 responses; includes ratings of 3, 4, and 5 out of 5)

92% said they were **satisfied** with their job  
(based on 26 responses; includes ratings of 3, 4, and 5 out of 5)

## Sample Job Titles and Employers

Admission Representative at Muskegon Community College  
Assistant Principal at Kalamazoo Public Schools  
Assistant Professor at Taibah University, Saudi Arabia  
Assistant Professor of Education at Central College  
Business/CTE Teacher at Owasco Public Schools  
Coordinator of District/School Improvement and Grants at Forest Hills Public Schools  
CTE Director/Assistant Principal at Benton Harbor Area Schools  
Dean of Early College at Muskegon Area Intermediate School District  
Director of Early Childhood at Grand Rapids Public Schools  
Director of General Education at Wexford-Missaukee ISD  
Director of Student Teaching at Cornerstone University  
Elementary Principal at East Grand Rapids Public Schools  
English Teacher at Kalamazoo Public Schools  
Enrollment Services Representative at Muskegon Community College

High School Science Teacher at Harper Creek Community Schools  
Information Commons/Media Technician Supervisor at Muskegon Community College  
Lead Teacher at KRESA Head Start  
Parent Education Coordinator at Berrien Regional Education Service Agency  
Physical Education Teacher at Ottawa Area ISD  
Principal at Lawrence High School  
Regional Assessment Coordinator at Uplift Education  
Social Studies Teacher at Plainwell Schools  
Special Education Teacher at Dowagiac Union School District  
Superintendent at Holland Public Schools  
Superintendent at Whitefish Township Community Schools  
Supervisor, Social Studies and Career and Technical Education Curriculum at Grand Rapids Public Schools  
Worship Director at Cherry Creek Community Church

\*\* Salary data is self-reported and is not fact-checked. Median reported salary ranges are provided for informational purposes only.

# Educational Technology

## Survey Population 2014–15

Students graduating between August 2014 and June 2015 were surveyed.

Master's degree recipients  
**23**

Post-Graduation data was obtained for  
**17 graduates (74%)**

## Post-Graduation Activity 2014–15

94% of graduates were **actively engaged**.\*

	count	percent
Actively Engaged	16	94%
Employed full time	14	82%
Employed part time	2	12%

	count	percent
Not Actively Engaged	1	6%
Not seeking employment	1	6%

## Experiential Education

Students who responded to the survey were asked whether they “participated in an experiential education activity” (such as an internship, co-op, practicum, faculty-directed research, or other work experience related to their field of study) while enrolled at WMU.

While enrolled at WMU, did you participate in an experiential education activity?

**67% Yes**  
(based on 15 responses)

## Employment Information

Survey respondents who indicated they were employed were asked to provide additional information about their job, including salary range, job location, and the extent to which the job is related to their degree.

Median Salary Range\*\*  
**\$40,000–\$45,000**  
(based on 8 responses;  
full-time employment only)

**79% located  
in Michigan**  
(based on 14 responses)

**75% reported that their job was  
related to their degree**  
(based on 8 responses;  
includes ratings of 3, 4, and 5 out of 5)

## Sample Job Titles and Employers

Art Educator at Vicksburg Community Schools  
Classroom Technology Consultant Lead at WMU  
History and Language Teacher at Grand Haven High School  
Instructional Technology at Hartford Public Schools  
Instructional Technology Consultant and Teacher at Jenison Public Schools  
Manager, Eastern Academic Center at Kellogg Community College  
Math Teacher at New Buffalo Area Schools

Mathematics Teacher at Grand Rapids Public Schools  
Senior Budget Analyst at WMU  
Special Education Placement Counselor  
Teacher at Thornapple Kellogg High School  
Teacher Leader at MinerD, Dominican Republic  
Technical and Systems Support Specialist II at School District of Waukesha  
Technology Integration Specialist at Kalamazoo Public Schools  
Webmaster at WMU

\* “Active engagement” is defined as any type of employment (including full-time, part-time, or temporary employment, self-employment, and post-graduate internships/fellowships); continuing education; or military service. Categories not included in active engagement are unemployed and seeking employment; not seeking employment; and volunteering.

\*\* Salary data is self-reported and is not fact-checked. Median reported salary ranges are provided for informational purposes only.

## Elementary Education<sup>‡</sup>

### Survey Population 2014–15

Students graduating between August 2014 and June 2015 were surveyed. Data was obtained for 72% of all Elementary Education graduates.

	Number of graduates	Post-graduation data was obtained for:	
		count	percent
All degree recipients	129	93	72%
Bachelor's degree	128	93	73%
Master's degree	1	0	0%

### Post-Graduation Activity 2014–15

77% of undergraduates were **actively engaged**.\*

	count	percent
Actively Engaged	72	77%
Employed full time	56	60%
Employed part time	14	15%
Continuing education	2	2%
Not Actively Engaged	21	23%
Unemployed and seeking employment	20	22%
Not immediately seeking employment	1	1%

### Experiential Education

Students who responded to the survey were asked whether they “participated in an experiential education activity” (such as an internship, co-op, practicum, faculty-directed research, or other work experience related to their field of study) while enrolled at WMU.

Undergraduates  
**97% Yes**  
(based on 89 responses)

While enrolled at WMU, did  
you participate in an  
experiential education activity?

<sup>‡</sup> Data includes graduates who earned degrees in Elementary Education: Early Childhood and Elementary Education: K–8.

\* “Active engagement” is defined as any type of employment (including full-time, part-time, or temporary employment, self-employment, and post-graduate internships/fellowships); continuing education; or military service. Categories not included in active engagement are unemployed and seeking employment; not seeking employment; and volunteering.

# Elementary Education

## Employment Information

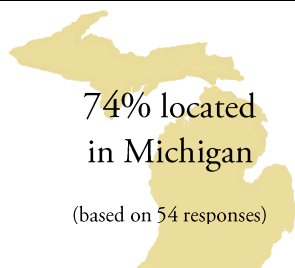
Survey respondents who indicated they were employed were asked to provide additional information about their employment, including salary range, job location, a rating of their satisfaction with the job, and the extent to which the job is related to their degree.

Median Salary Ranges\*\*  
(Full-Time Employment)

Undergraduates

**\$25,000–\$30,000**

(based on 38 responses)



92% reported that their job was **related to their degree**  
(based on 39 responses; includes ratings of 3, 4, and 5 out of 5)

95% said they were **satisfied** with their job  
(based on 38 responses; includes ratings of 3, 4, and 5 out of 5)

## Sample Job Titles and Employers

2nd Grade Teacher at Advanced Education Staffing  
2nd Grade Teacher at Portage Public Schools  
3rd Grade Teacher at Sturgis Public Schools  
4th Grade Teacher at Schoolcraft Community Schools  
5th Grade Teacher at Lakeview Middle School  
6th Grade Science Teacher at Littleton Elementary  
District, AZ  
Adjunct Instructor of Phlebotomy at Lake Michigan  
College  
Childcare Director at St. Vrain Valley School District,  
CO  
EHR Credential Trainer at Lakeland Health Care  
Elementary Teacher at Duvall County Schools  
Infant/Toddler Teacher at Gretchen's House Child  
Care Centers  
Kindergarten Teacher at Imagine Schools  
Kindergarten Teacher at Western Elementary, AZ  
Lead Teacher at Alphabet Soup  
Lead Teacher at Bullfrogs & Butterflies Christian  
Learning Center  
Lead Teacher at Gilden Woods  
Lead Teacher at Tutor Time  
Long-Term Substitute Teacher at Niles Community  
Schools

Mathematics Teacher at West Ashley Advanced  
Studies Magnet School  
Mathematics Teacher at Severn School  
Paraprofessional at Batavia Elementary School  
Paraprofessional Educator at Portage Public Schools  
Reading Interventionist at Kalamazoo Public Schools  
Substitute Teacher at EDUStaff  
Substitute Teacher at EDUStaff  
Substitute Teacher at PESG  
Support Teacher at Mattawan Early Elementary  
Teacher at Battle Creek Montessori School  
Teacher at Charles County Public Schools  
Teacher at Gull Lake Schools  
Teacher at Kalamazoo Public Schools  
Teacher at Littleton Public School District, AZ  
Teacher at Mildred C. Wells Academy  
Teacher at Murphy Performance Academy  
Teacher at Plainwell Public Schools  
Teacher at St. Joseph Public Schools  
Teacher at Teach for America  
Teacher at Vicksburg Community Schools  
Trainer/Coach at Around The Horn Training  
Unit Serving Executive at Boy Scouts of America

\*\* Salary data is self-reported and is not fact-checked. Median reported salary ranges are provided for informational purposes only.



# Evaluation, Measurement, and Research

## Survey Population 2014–15

Students graduating between August 2014 and June 2015 were surveyed. Data was obtained for 86% of all Evaluation, Measurement, and Research graduates.

	Number of graduates	Post-graduation data was obtained for:	
		count	percent
All degree recipients	7	6	86%
Master's degree	5	4	80%
Doctoral degree	2	2	100%

## Post-Graduation Activity 2014–15

50% of graduates were **actively engaged**.\*

	count	percent
Actively Engaged	3	50%
Employed full time	2	33%
Continuing education	1	17%

	count	percent
Not Actively Engaged	3	50%
Unemployed and seeking employment	1	17%
Not seeking employment	2	33%

## Experiential Education

Students who responded to the survey were asked whether they “participated in an experiential education activity” (such as an internship, co-op, practicum, faculty-directed research, or other work experience related to their field of study) while enrolled at WMU.

While enrolled at WMU,  
did you participate in  
an experiential  
education activity?

**83% Yes**  
(based on 6 responses)

## Sample Job Titles and Employers

Director of Best Practices at Allegiance  
Director of Product Application and Sensory at Kalsec

Faculty at WMU  
Teacher at Kalamazoo Public Schools

\* “Active engagement” is defined as any type of employment (including full-time, part-time, or temporary employment, self-employment, and post-graduate internships/fellowships); continuing education; or military service. Categories not included in active engagement are unemployed and seeking employment; not seeking employment; and volunteering.

# Family and Consumer Sciences<sup>‡</sup>

## Survey Population 2014–15

Students graduating between August 2014 and June 2015 were surveyed. Data was obtained for 74% of all Family and Consumer Sciences graduates.

	Number of graduates	Post-graduation data was obtained for:	
		count	percent
All degree recipients	88	65	74%
Bachelor's degree	72	53	74%
Master's degree	16	12	75%

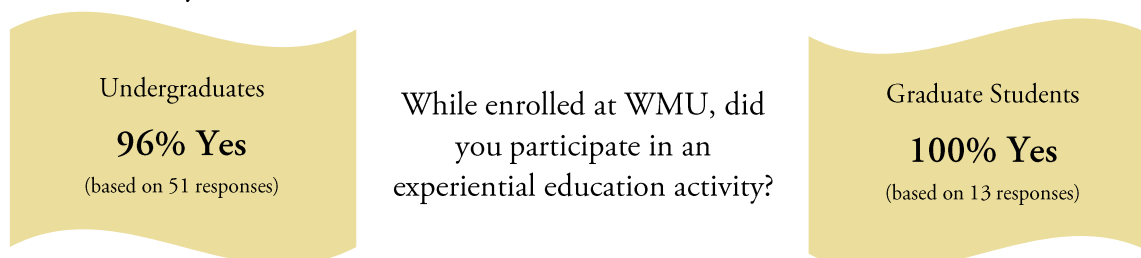
## Post-Graduation Activity 2014–15

91% of undergraduates and 83% of graduate students were **actively engaged**.\*

Undergraduates			Graduate students	
count	percent		percent	count
48	91%	Actively Engaged	83%	10
34	64%	Employed full time	83%	10
9	17%	Employed part time	0%	0
5	9%	Continuing education	0%	0
5	9%	Not Actively Engaged	17%	2
2	4%	Unemployed and seeking employment	17%	2
3	6%	Not immediately seeking employment	0%	0

## Experiential Education

Students who responded to the survey were asked whether they “participated in an experiential education activity” (such as an internship, co-op, practicum, faculty-directed research, or other work experience related to their field of study) while enrolled at WMU.



<sup>‡</sup> Data includes graduates who earned degrees in Child and Family Development; Family and Consumer Sciences; and Family Studies.

\* “Active engagement” is defined as any type of employment (including full-time, part-time, or temporary employment, self-employment, and post-graduate internships/fellowships); continuing education; or military service. Categories not included in active engagement are unemployed and seeking employment; not seeking employment; and volunteering.

# Family and Consumer Sciences

## Employment Information

Survey respondents who indicated they were employed were asked to provide additional information about their employment, including salary range, job location, a rating of their satisfaction with the job, and the extent to which the job is related to their degree.

Median Salary Ranges\*\*  
(Full-Time Employment)

Undergraduates

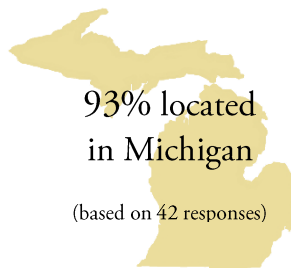
**\$20,000–\$25,000**

(based on 24 responses)

Graduate students

**\$35,000–\$40,000**

(based on 5 responses)



90% reported that their job was **related to their degree**

(based on 31 responses; includes ratings of 3, 4, and 5 out of 5)

93% said they were **satisfied** with their job

(based on 28 responses; includes ratings of 3, 4, and 5 out of 5)

## Sample Job Titles and Employers

Assistant Director at Appletree  
Assistant Preschool Teacher at Avila  
Associate Teacher at Bright Horizons Child Care  
Behavioral Youth Counselor at Youth Villages  
Court Appointed Special Advocate Program Director  
at Weiss Child Advocacy Center  
Case Manager at Big Brothers Big Sisters  
Clinical Dietician at Three Rivers Health  
Community Health Educator at Spectrum Health  
Community Health Programs Manager at Mercy  
Health  
Dietary Nutrition at Heritage Community of Kzoo  
Direct Care Worker at Family and Children Services  
Direct Care Worker at Heritage Community of Kzoo  
Director at Kids' Time Day Care Center  
Director at Learning Village Day Care Center  
Eligibility Specialist at the State of Michigan  
Evidence Based Product Development Consultant  
Family Programs/Membership Services at the YMCA  
Family Worker at the Michigan Family Reunification  
Foster Care Family Consultant at Bethany Christian  
Foster Care Supervisor at Wellspring Lutheran  
Foster Care Supportive Visitation Coach at Child and  
Family Charities

Foster Care Worker at Lutheran Social Services of MI  
GSRP Teacher at the Great Start Readiness Program  
Instructor at Ready for Life  
Lead Head Start Teacher at Pokagon Band Head Start  
Lead Teacher at Lighthouse Early Learning Academy  
Legislative Liaison at MI Department of Education  
Master Trainer at Perrigo  
Meals From the Heart Manager at Ronald McDonald  
House Charities  
Meals on Wheels Assessor at Senior Services of SWMI  
Member Services at YMCA of Greater Kalamazoo  
Operations Coordinator at West Brook Recovery  
Preschool Teacher at Abacus Learning Center  
Prevention Specialist at Cares  
Regional Registered Dietitian at MVP Sportsclubs  
Registered Dietitian at Unidine  
Senior Executive Management Assistant at MI DHS  
Services Supervisor at State of Michigan  
Social Services Specialist at Kent County DHS  
State Disabilities Services Coordinator at Telamon  
State Education Specialist at Telamon  
Supervisor, Community Programs at Spectrum Health  
Teacher at Imagination Station  
Teacher at Telamon

\*\* Salary data is self-reported and is not fact-checked. Median reported salary ranges are provided for informational purposes only.

# Fashion Merchandising and Design

## Survey Population 2014–15

Students graduating between August 2014 and June 2015 were surveyed. Data was obtained for 68% of all Fashion Merchandising and Design graduates.

Bachelor's degree recipients

40

Post-Graduation data was obtained for

27 graduates (68%)

## Post-Graduation Activity 2014–15

96% of graduates were **actively engaged**.\*

	count	percent
Actively Engaged	26	96%
Employed full time	21	78%
Employed part time	3	11%
Continuing education	2	7%
Not Actively Engaged	1	4%
Unemployed and seeking employment	1	4%

## Experiential Education

Students who responded to the survey were asked whether they “participated in an experiential education activity” (such as an internship, co-op, practicum, faculty-directed research, or other work experience related to their field of study) while enrolled at WMU.

While enrolled at WMU, did  
you participate in an  
experiential education activity?

**81% Yes**  
(based on 27 responses)

\* “Active engagement” is defined as any type of employment (including full-time, part-time, or temporary employment, self-employment, and post-graduate internships/fellowships); continuing education; or military service. Categories not included in active engagement are unemployed and seeking employment; not seeking employment; and volunteering.

# Fashion Merchandising and Design

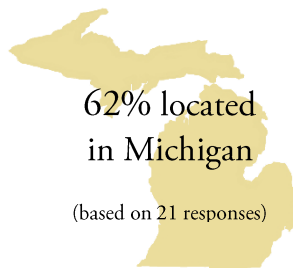
## Employment Information

Survey respondents who indicated they were employed were asked to provide additional information about their employment, including salary range, job location, a rating of their satisfaction with the job, and the extent to which the job is related to their degree.

Median Salary Range\*\*  
(Full-Time Employment)

**\$30,000–\$35,000**

(based on 6 responses)



83% reported that their job was **related to their degree**  
(based on 6 responses; includes ratings of 3, 4, and 5 out of 5)

100% said they were **satisfied** with their job  
(based on 5 responses; includes ratings of 3, 4, and 5 out of 5)

## Sample Job Titles and Employers

Accounting Associate at Sam's Club  
Assistant Department Manager at Inditex  
Assistant Designer at Fabritech International  
Buyer and Administrative Associate at Fitzgerald's  
Men's Store  
Co-Manager at Ann Taylor  
Corporate and Event Services Coordinator at  
Streamwood Park District, Hoosier Grove Barn  
Customer Service Representative at David's Bridal  
Management Trainee at Jewel-Osco  
Manager at Michael Kors  
Merchandise Coordinator at TJX  
Merchandising Associate at Meijer  
MotorClothes Associate at Perry Harley Davidson  
National Sales Recruiter at Total Quality Logistics

Office Manager at OutboundEngine  
Prestige Cosmetics Consultant/Beauty Advisor at Ulta  
Beauty  
Production Assistant at FiveCurrents  
Production Coordinator at HauteLook/Nordstrom  
Project Manager at The Posh Mommy Online  
Boutique  
Retail Management Development Internship at  
Nordstrom  
Sales Associate at Clothes Mentor  
Sales Associate at Express  
Store Manager at ALDO Group  
Stylist at Men's Trunk Club  
Supervisor at Charlotte Russe  
Visual Merchandising at Clothes Mentor  
Visual Merchandising Manager at Forever21

\*\* Salary data is self-reported and is not fact-checked. Median reported salary ranges are provided for informational purposes only.

# Health and Physical Education<sup>‡</sup>

## Survey Population 2014–15

Students graduating between August 2014 and June 2015 were surveyed. Data was obtained for 51% of all Health and Physical Education graduates.

	Number of graduates	Post-graduation data was obtained for:	
		count	percent
All degree recipients	45	23	51%
Bachelor's degree	20	13	65%
Master's degree	25	10	40%

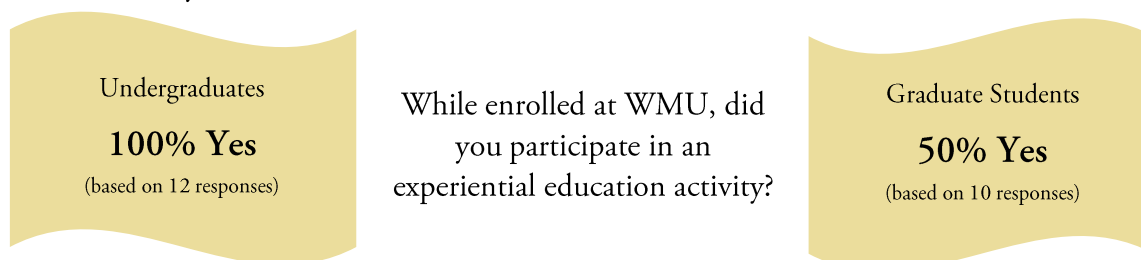
## Post-Graduation Activity 2014–15

69% of undergraduates and 100% of graduate students were **actively engaged**.\*

Undergraduates			Graduate students	
count	percent		percent	count
9	69%	Actively Engaged	100%	10
6	46%	Employed full time	100%	10
2	15%	Employed part time	0%	0
1	8%	Continuing education	0%	0
4	31%	Not Actively Engaged	0%	0
3	23%	Unemployed and seeking employment	0%	0
1	8%	Not immediately seeking employment	0%	0

## Experiential Education

Students who responded to the survey were asked whether they “participated in an experiential education activity” (such as an internship, co-op, practicum, faculty-directed research, or other work experience related to their field of study) while enrolled at WMU.



<sup>‡</sup> Data includes graduates who earned degrees in Health Education and Physical Education.

\* “Active engagement” is defined as any type of employment (including full-time, part-time, or temporary employment, self-employment, and post-graduate internships/fellowships); continuing education; or military service. Categories not included in active engagement are unemployed and seeking employment; not seeking employment; and volunteering.

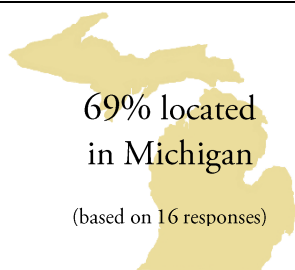
# Health and Physical Education

## Employment Information

Survey respondents who indicated they were employed were asked to provide additional information about their employment, including salary range, job location, a rating of their satisfaction with the job, and the extent to which the job is related to their degree.

Median Salary Ranges\*\*  
(Full-Time Employment)

Graduate students  
**\$40,000–\$45,000**  
(based on 7 responses)



100% reported that their job was **related to their degree**  
(based on 12 responses; includes ratings of 3, 4, and 5 out of 5)

100% said they were **satisfied** with their job  
(based on 9 responses; includes ratings of 3, 4, and 5 out of 5)

## Sample Job Titles and Employers

Adapted Physical Education Specialist at Grand Forks  
Public School District  
Adapted Physical Education Specialist at North  
Carolina Schools  
Assistant Teacher at The Montessori School  
Football Coach at North Carolina Central University  
Health/Physical Education Teacher and Athletic  
Director at Wellspring Preparatory High School  
Lacrosse Director at BJ Sports  
Lead Teacher at Appletree Learning Center  
Marketing and Membership Manager at Gull Lake  
Country Club  
Personal Trainer/Coach  
Physical Education Teacher at Birmingham Public  
Schools

Program Coordinator at Prevention Works  
Special Education Teacher at Grand Haven Area  
Public Schools  
Substitute Teacher at PESG  
Substitute Teacher at Rochester School for the Deaf  
Teacher at Alief ISD  
Teacher at Fruitport Community Schools  
Teacher at Grand Haven Area Public Schools  
Upward Bound Advisor at University of North  
Dakota  
Youth Development Professional at Boys and Girls  
Club of Greater Kalamazoo

\*\* Salary data is self-reported and is not fact-checked. Median reported salary ranges are provided for informational purposes only.

# Human Performance<sup>‡</sup>

## Survey Population 2014–15

Students graduating between August 2014 and June 2015 were surveyed. Data was obtained for 61% of all Human Performance graduates.

	Number of graduates	Post-graduation data was obtained for:	
		count	percent
All degree recipients	180	109	61%
Bachelor's degree	137	84	61%
Master's degree	43	25	58%

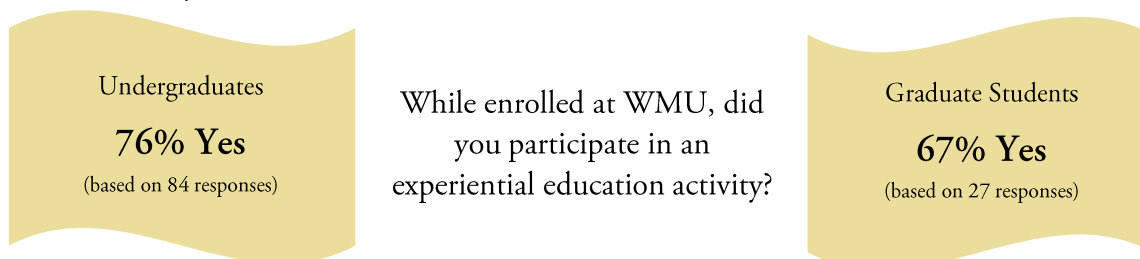
## Post-Graduation Activity 2014–15

90% of undergraduates and 88% of graduate students were **actively engaged**.\*

Undergraduates			Graduate students	
count	percent		percent	count
76	90%	Actively Engaged	88%	22
32	38%	Employed full time	64%	16
16	19%	Employed part time	4%	1
27	32%	Continuing education	20%	5
1	1%	Military service	0%	0
8	10%	Not Actively Engaged	12%	3
7	8%	Unemployed and seeking employment	12%	3
1	1%	Not immediately seeking employment	0%	0

## Experiential Education

Students who responded to the survey were asked whether they “participated in an experiential education activity” (such as an internship, co-op, practicum, faculty-directed research, or other work experience related to their field of study) while enrolled at WMU.



<sup>‡</sup> Data includes graduates who earned degrees in Athletic Training; Coaching Sport Performance; Exercise Science; Recreation; and Sport Management.

\* “Active engagement” is defined as any type of employment (including full-time, part-time, or temporary employment, self-employment, and post-graduate internships/fellowships); continuing education; or military service. Categories not included in active engagement are unemployed and seeking employment; not seeking employment; and volunteering.



# Human Performance

## Employment Information

Survey respondents who indicated they were employed were asked to provide additional information about their employment, including salary range, job location, a rating of their satisfaction with the job, and the extent to which the job is related to their degree.

Median Salary Ranges\*\*  
(Full-Time Employment)

Undergraduates

**\$30,000–\$35,000**

(based on 10 responses)

Graduate students

**\$25,000–\$30,000**

(based on 8 responses)



73% located  
in Michigan

(based on 45 responses)

89% reported that their job was **related to their degree**

(based on 18 responses; includes ratings of 3, 4, and 5 out of 5)

94% said they were **satisfied** with their job

(based on 17 responses; includes ratings of 3, 4, and 5 out of 5)

## Sample Job Titles and Employers

Assistant Athletic Trainer at Saint Mary's College  
Assistant Athletic Trainer at Sturgis High School  
Assistant Manager at The Vitamin Shoppe  
Athletic Trainer at Niagara Falls Memorial Medical  
Athletic Training Fellow at University of Kansas  
Clinical Researcher at Epic Research and Diagnostics  
Customer Service at Gazelle Sports  
Data Analyst at Blue Care Network  
Director at Northport Point Camp  
Director of Football Operations at WMU Athletics  
Director of Operations at Metaball Fitness Systems  
Exercise Physiologist at Allegan General Hospital  
Exercise Specialist at ATI Physical Therapy  
Exercise Specialist at Borgess  
Fitness Specialist at Chelsea Wellness Center  
Floral Designer, Event Planner at Amy Kate Designs  
Front Desk Associate at Kalamazoo Athletic Club  
Athletic Trainer at Carson-Newman University  
Head Kettlebell Instructor at Pravda Kettlebell  
Health Fitness Specialist at HealthFitness  
Healthcare Recruiter at Maxim Healthcare Services  
Healthy Living Coordinator at YMCA, Houston  
Inside Sales Executive at Kalamazoo Growlers Baseball  
Instructor of Wellness Education and Assistant  
Athletic Trainer at Culver Academies

Living Skill Specialist at Origami Brain Injury  
Rehabilitation Center  
Marketing Consultant/Recruiter at SCR Development  
Operations Assistant at Human Movement Mgmt  
Owner at The Spirit Body Connection  
Park Manager at Comstock Parks and Recreation  
Patient Care Associate at Borgess  
Personal Trainer at Equinox Fitness  
Personal Trainer at YMCA  
Physical Therapist at ATI Physical Therapy  
Physical Therapist Technician at Physical Therapy 1  
Product Associate at Stryker  
Receptionist at Behavioral Health Resources  
Recruiting Coordinator at Kalamazoo College  
Recruitment and Outreach Officer at WMU  
Research Technician at MPI Research  
Sales Engineer at Keyence  
Senior Sales Consultant at The Aspire Group  
Strength Coach at Sparta  
Strength Coach at Total Performance  
Telemetry Technician at St Joseph Mercy Health  
Wellness Coordinator at Beacon Specialized Living  
Wellness Team Leader at Montcalm Center for  
Behavioral Health  
Youth Program Director at CrossFit AZO

\*\* Salary data is self-reported and is not fact-checked. Median reported salary ranges are provided for informational purposes only.

# Interior Design

## Survey Population 2014–15

Students graduating between August 2014 and June 2015 were surveyed.

Bachelor's degree recipients

11

Post-Graduation data was obtained for

8 graduates (73%)

## Post-Graduation Activity 2014–15

88% of graduates were actively engaged.\*

	count	percent
Actively Engaged	7	88%
Employed full time	7	88%

	count	percent
Not Actively Engaged	1	13%
Unemployed and seeking employment	1	13%

## Experiential Education

Students who responded to the survey were asked whether they “participated in an experiential education activity” (such as an internship, co-op, practicum, faculty-directed research, or other work experience related to their field of study) while enrolled at WMU.

While enrolled at WMU, did you participate in an experiential education activity?

**100% Yes**  
(based on 7 responses)

## Employment Information<sup>Δ</sup>

Survey respondents who indicated they were employed were asked to provide additional information about their job, including salary range, job location, and the extent to which the job is related to their degree.

Median Salary Range\*\*  
**\$30,000–\$35,000**

(based on 11 responses;  
full-time employment only)

71% located  
in Michigan

(based on 17 responses)

100% reported that their job  
was **related to their degree**

(based on 11 responses;  
includes ratings of 3, 4, and 5 out of 5)

## Sample Job Titles and Employers

Corporate Facilities Occupancy Planner at Whirlpool  
Design Assistant at Fowler and Moore Interiors  
Design Specialist at Scholten Kitchen and Bath  
Interior Designer at Lakeland Healthcare  
Interior Designer at Michigan Tile & Carpet  
Interior Designer at Office Interiors  
Interior Designer at TowerPinkster Architects and Engineers

Interior Designer at WMU  
Interior Designer III at The Gettys Group  
Intern at WorkSquared, Certified Herman Miller Dealer  
Junior Designer at Wolcott Architecture Interiors  
Junior Interior Designer at Interiors for Business  
Selections Coordinator at AVB  
Visual Merchandiser at Art Van Furniture

\* “Active engagement” is defined as any type of employment (including full-time, part-time, or temporary employment, self-employment, and post-graduate internships/fellowships); continuing education; or military service. Categories not included in active engagement are unemployed and seeking employment; not seeking employment; and volunteering.

Δ Employment information is based on the most recent data from 2014–15 graduates, combined with data from 2013–14 graduates which was collected near the time of their graduation. We report two years of employment data together due to low numbers of responses.

\*\* Salary data is self-reported and is not fact-checked. Median reported salary ranges are provided for informational purposes only.

# Literacy Studies

## Survey Population 2014–15

Students graduating between August 2014 and June 2015 were surveyed.

Master's degree recipients

17

Post-Graduation data was obtained for

9 graduates (53%)

## Post-Graduation Activity 2014–15

100% of graduates were **actively engaged**.\*

	count	percent
Actively Engaged	9	100%
Employed full time	9	100%

## Experiential Education

Students who responded to the survey were asked whether they “participated in an experiential education activity” (such as an internship, co-op, practicum, faculty-directed research, or other work experience related to their field of study) while enrolled at WMU.

While enrolled at WMU, did you participate in an experiential education activity?

**71% Yes**

(based on 7 responses)

## Employment Information

Survey respondents who indicated they were employed were asked to provide additional information about their job, including salary range, job location, and the extent to which the job is related to their degree.

Median Salary Range\*\*  
**\$30,000–\$35,000**

(based on 7 responses;  
full-time employment only)

**89% located  
in Michigan**

(based on 9 responses)

100% reported that their job  
was **related to their degree**

(based on 7 responses;  
includes ratings of 3, 4, and 5 out of 5)

## Sample Job Titles and Employers

Early College English Instructor at Montcalm  
Community college

Family Education Coordinator at Voces (PBS)

Inpost Camp Director at Pretty Lake Summer Camp

Kindergarten Teacher at Kalamazoo Public Schools

Owner at Conway & Company

Reading Specialist at Countryside Academy

Special Education Teacher at K12: Michigan Virtual  
Charter Academy

Special Education Teacher at Portage Public Schools

Student Mentor/Coach at Kalamazoo Valley

Community College

Teacher at Berrien Regional Education Service Agency

Teacher at Kalamazoo Public Schools

Teacher at Kids N Tas Preschool

\* “Active engagement” is defined as any type of employment (including full-time, part-time, or temporary employment, self-employment, and post-graduate internships/fellowships); continuing education; or military service. Categories not included in active engagement are unemployed and seeking employment; not seeking employment; and volunteering.

\*\* Salary data is self-reported and is not fact-checked. Median reported salary ranges are provided for informational purposes only.

# Organizational Learning and Performance

## Survey Population 2014–15

Students graduating between August 2014 and June 2015 were surveyed.

Master's degree recipients  
**14**

Post-Graduation data was obtained for  
**14 graduates (100%)**

## Post-Graduation Activity 2014–15

93% of graduates were **actively engaged**.\*

	count	percent
Actively Engaged	13	93%
Employed full time	12	86%
Continuing education	1	7%

	count	percent
Not Actively Engaged	1	7%
Unemployed and seeking employment	1	7%

## Experiential Education

Students who responded to the survey were asked whether they “participated in an experiential education activity” (such as an internship, co-op, practicum, faculty-directed research, or other work experience related to their field of study) while enrolled at WMU.

While enrolled at WMU, did you participate in an experiential education activity?

**58% Yes**  
(based on 12 responses)

## Employment Information

Survey respondents who indicated they were employed were asked to provide additional information about their job, including salary range, job location, and the extent to which the job is related to their degree.

Median Salary Range\*\*  
**\$60,000–\$65,000**  
(based on 5 responses;  
full-time employment only)

**82% located  
in Michigan**  
(based on 11 responses)

**50% reported that their job was  
related to their degree**  
(based on 6 responses;  
includes ratings of 3, 4, and 5 out of 5)

## Sample Job Titles and Employers

Account Executive at Aisle Rocket Studios  
Business Specialist at Lochbridge  
Director of HR at Mercy Hospital Cadillac/Trinity Health  
Director of Membership and Marketing at Kalamazoo Country Club  
Director, OIT Project Management Office at WMU  
Faculty at UNIBE (Universidad Iberoamericana)  
Global HR Director, Talent Development and Acquisition at Pump Solutions Group

Learning and Development Consultant at Optimme Performance  
Manager at Spectrum Health  
Physician Recruiter at Mercy Health Saint Mary's  
President and CEO at Mobile Health Resources  
Security Supervisor at Four Winds Casino  
Self-Employed Business Coach/Consultant/Trainer  
Sr. HR Business Partner at Kellogg  
Supervisor of Business Services at Berrien RESA  
Talent Planning and Engagement Analyst at Stryker

\* “Active engagement” is defined as any type of employment (including full-time, part-time, or temporary employment, self-employment, and post-graduate internships/fellowships); continuing education; or military service. Categories not included in active engagement are unemployed and seeking employment; not seeking employment; and volunteering.

\*\* Salary data is self-reported and is not fact-checked. Median reported salary ranges are provided for informational purposes only.

# Practice of Teaching

## Survey Population 2014–15

Students graduating between August 2014 and June 2015 were surveyed. Data was obtained for 77% of all Practice of Teaching graduates.

Master's degree recipients

35

Post-Graduation data was obtained for

27 graduates (77%)

## Post-Graduation Activity 2014–15

100% of graduates were **actively engaged**.\*

	count	percent
Actively Engaged	27	100%
Employed full time	25	93%
Employed part time	2	7%

## Experiential Education

Students who responded to the survey were asked whether they “participated in an experiential education activity” (such as an internship, co-op, practicum, faculty-directed research, or other work experience related to their field of study) while enrolled at WMU.

While enrolled at WMU, did  
you participate in an  
experiential education activity?

**65% Yes**  
(based on 20 responses)

\* “Active engagement” is defined as any type of employment (including full-time, part-time, or temporary employment, self-employment, and post-graduate internships/fellowships); continuing education; or military service. Categories not included in active engagement are unemployed and seeking employment; not seeking employment; and volunteering.

# Practice of Teaching

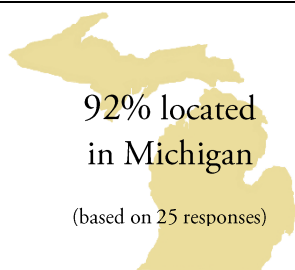
## Employment Information

Survey respondents who indicated they were employed were asked to provide additional information about their employment, including salary range, job location, a rating of their satisfaction with the job, and the extent to which the job is related to their degree.

Median Salary Range\*\*  
(Full-Time Employment)

**\$40,000–\$45,000**

(based on 17 responses)



100% reported that their job was **related to their degree**  
(based on 17 responses; includes ratings of 3, 4, and 5 out of 5)

90% said they were **satisfied** with their job  
(based on 10 responses; includes ratings of 3, 4, and 5 out of 5)

## Sample Job Titles and Employers

1st Grade Teacher at Lakeview School District  
5th Grade Teacher at Lawton Community Schools  
Analyst I at Bronson  
Early Childhood Special Education Paraprofessional at  
Wyoming Public Schools  
Interventionist at Buchanan Middle School  
Kindergarten Teacher at Kalamazoo Public Schools  
Lab Preschool Instructor at Grand Rapids  
Community College  
Lead Teacher at Allegan Area Education Service  
Agency  
Lead Trainer and Educator at iScribeMD  
Preschool Instructional Coach at Calhoun ISD

Teacher at Battle Creek Public Schools  
Teacher at Choice School Associates  
Teacher at Comstock Park Public Schools  
Teacher at Great Start Readiness Program  
Teacher at Harper Creek Community Schools  
Teacher at Mattawan Consolidated Schools  
Teacher at National Heritage Academies  
Teacher at Paw Paw Public Schools  
Technology Coach/Teacher at Holy Trinity Catholic  
School

\*\* Salary data is self-reported and is not fact-checked. Median reported salary ranges are provided for informational purposes only.

## Secondary Education<sup>‡</sup>

### Survey Population 2014–15

Students graduating between August 2014 and June 2015 were surveyed. Data was obtained for 73% of all Secondary Education graduates.

Bachelor's degree recipients

82

Post-Graduation data was obtained for

60 graduates (73%)

### Post-Graduation Activity 2014–15

72% of graduates were actively engaged.\*

	count	percent
Actively Engaged	43	72%
Employed full time	33	55%
Employed part time	8	13%
Continuing education	2	3%
Not Actively Engaged	17	28%
Unemployed and seeking employment	17	28%

### Experiential Education

Students who responded to the survey were asked whether they “participated in an experiential education activity” (such as an internship, co-op, practicum, faculty-directed research, or other work experience related to their field of study) while enrolled at WMU.

While enrolled at WMU, did  
you participate in an  
experiential education activity?

**95% Yes**  
(based on 60 responses)

<sup>‡</sup> Data includes graduates who earned Secondary Education degrees in Biology; Earth Science; English; Family and Consumer Sciences; French; German; History; Latin; Mathematics; Physics; Business; Social Studies; and Spanish. These graduates are also included in the respective report for their content area.

\* “Active engagement” is defined as any type of employment (including full-time, part-time, or temporary employment, self-employment, and post-graduate internships/fellowships); continuing education; or military service. Categories not included in active engagement are unemployed and seeking employment; not seeking employment; and volunteering.

## Secondary Education

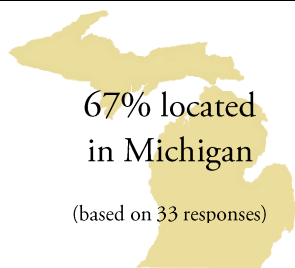
### Employment Information

Survey respondents who indicated they were employed were asked to provide additional information about their employment, including salary range, job location, a rating of their satisfaction with the job, and the extent to which the job is related to their degree.

Median Salary Range\*\*  
(Full-Time Employment)

**\$27,500–\$32,500**

(based on 26 responses)



93% reported that their job was **related to their degree**  
(based on 27 responses; includes ratings of 3, 4, and 5 out of 5)

100% said they were **satisfied** with their job  
(based on 25 responses; includes ratings of 3, 4, and 5 out of 5)

### Sample Job Titles and Employers

7th Grade Language Arts Teacher at Elkhart Schools  
7th Grade Science Teacher at Warsaw Community School District  
8th Grade Social Studies Teacher at Douglas County School District  
After School Care Director at St. Monica Catholic School  
At-Risk Interventionist at Portage Central High School  
CIS Instructor at Tech Center  
Co-Owner at Daily Consulting  
Director of the Learning Center at Portage Public Schools  
Educational Specialist at Let's Talk About It CMH  
English Teacher at Baltimore County Public Schools  
GIS Specialist at Western Land  
High School English Teacher at Gull Lake  
High School Math Teacher at Greenville Public Schools  
Long-Term Substitute at Bangor High School  
Long-Term Substitute Teacher at PESG  
Math Teacher at Coronado High School

Permanent Sub/Office Aide at Parchment High School  
Social Studies Teacher at Trailside Point Elementary School  
Spanish Teacher at Grand River Preparatory High School  
Special Education Paraprofessional at Child Discovery Center  
Substitute Teacher at EDUStaff  
Teacher at Charleston County School District  
Teacher at Dysart Unified School District  
Teacher at Elkhart Community Schools  
Teacher at Gull Lake High School  
Teacher at Pittsford High School  
Teacher at South Canton Scholars Academy  
Teacher at Yuma Union High School District  
World History Teacher at Kofa High School, AZ

\*\* Salary data is self-reported and is not fact-checked. Median reported salary ranges are provided for informational purposes only.



# Social Studies: Secondary Education

## Survey Population 2014–15

Students graduating between August 2014 and June 2015 were surveyed.

Bachelor's degree recipients  
**27**

Post-Graduation data was obtained for  
**15 graduates (56%)**

## Post-Graduation Activity 2014–15

73% of graduates were **actively engaged**.\*

	count	percent
Actively Engaged	11	73%
Employed full time	7	47%
Employed part time	4	27%

	count	percent
Not Actively Engaged	4	27%
Unemployed and seeking employment	4	27%

## Experiential Education

Students who responded to the survey were asked whether they “participated in an experiential education activity” (such as an internship, co-op, practicum, faculty-directed research, or other work experience related to their field of study) while enrolled at WMU.

While enrolled at WMU, did you participate in an experiential education activity?

**88% Yes**  
(based on 16 responses)

## Employment Information<sup>Δ</sup>

Survey respondents who indicated they were employed were asked to provide additional information about their job, including salary range, job location, and the extent to which the job is related to their degree.

Median Salary Range\*\*  
**\$30,000–\$35,000**

(based on 9 responses;  
full-time employment only)

**75% located  
in Michigan**

(based on 20 responses)

**82% reported that their job was  
related to their degree**

(based on 11 responses;  
includes ratings of 3, 4, and 5 out of 5)

## Sample Job Titles and Employers

8th Grade Social Studies Teacher at Douglas County School District

At-Risk Interventionist at Portage Central High School

GIS Specialist at Western Land

Social Studies Teacher at Trailside Point Elementary School

Special Education Paraprofessional at Child Discovery Center

Substitute Teacher at PESG

Teacher at Charleston County School District

Teacher at Pittsford High School

Teacher at South Canton Scholars Academy

Teacher at Yuma Union High School District

World History Teacher at Kofa High School, AZ

\* “Active engagement” is defined as any type of employment (including full-time, part-time, or temporary employment, self-employment, and post-graduate internships/fellowships); continuing education; or military service. Categories not included in active engagement are unemployed and seeking employment; not seeking employment; and volunteering.

Δ Employment information is based on the most recent data from 2014–15 graduates, combined with data from 2013–14 graduates which was collected near the time of their graduation. We report two years of employment data together due to low numbers of responses.

\*\* Salary data is self-reported and is not fact-checked. Median reported salary ranges are provided for informational purposes only.

# Sociocultural Studies of Education

## Survey Population 2014–15

Students graduating between August 2014 and June 2015 were surveyed.

Master's degree recipients

6

Post-Graduation data was obtained for

6 graduates (100%)

## Post-Graduation Activity 2014–15

100% of graduates were **actively engaged**.\*

	count	percent
Actively Engaged	6	100%
Employed full time	5	83%
Continuing education	1	17%

## Experiential Education

Students who responded to the survey were asked whether they “participated in an experiential education activity” (such as an internship, co-op, practicum, faculty-directed research, or other work experience related to their field of study) while enrolled at WMU.

While enrolled at WMU, did you participate in an experiential education activity?

**67% Yes**

(based on 6 responses)

## Employment Information<sup>Δ</sup>

Survey respondents who indicated they were employed were asked to provide additional information about their job, including salary range, job location, and the extent to which the job is related to their degree.

Median Salary Range\*\*  
**\$35,000–\$40,000**

(based on 6 responses;  
full-time employment only)

67% located  
in Michigan

(based on 9 responses)

83% reported that their job was  
**related to their degree**

(based on 6 responses;  
includes ratings of 3, 4, and 5 out of 5)

## Sample Job Titles and Employers

Administrative Assistant at The Ministry of  
Education, Bhutan

CSL Program Coordinator at American Education  
Institute

ESL English Professor at Hainan College of Foreign  
Studies

Immigration Advisor at WMU

Organizational Development Consultant at Spectrum  
Health

Outreach Coordinator at WMU

Sales at Johnson and Johnson Japan

Teacher, Theatre Improv and Scriptwriting at KRESA

Writing Center Supervisor at Kalamazoo Valley  
Community College

\* “Active engagement” is defined as any type of employment (including full-time, part-time, or temporary employment, self-employment, and post-graduate internships/fellowships); continuing education; or military service. Categories not included in active engagement are unemployed and seeking employment; not seeking employment; and volunteering.

Δ Employment information is based on the most recent data from 2014–15 graduates, combined with data from 2013–14 graduates which was collected near the time of their graduation. We report two years of employment data together due to low numbers of responses.

\*\* Salary data is self-reported and is not fact-checked. Median reported salary ranges are provided for informational purposes only.

# Special Education

## Survey Population 2014–15

Students graduating between August 2014 and June 2015 were surveyed. Data was obtained for 51% of all Special Education graduates.

	Number of graduates	Post-graduation data was obtained for:	
		count	percent
All degree recipients	63	32	51%
Bachelor's degree	48	27	56%
Master's degree	14	4	29%
Doctoral degree	1	1	100%

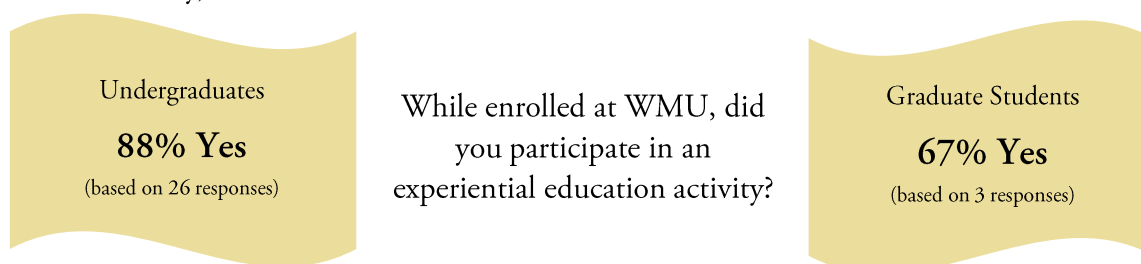
## Post-Graduation Activity 2014–15

78% of undergraduates and 100% of graduate students were **actively engaged**.\*

Undergraduates			Graduate students	
count	percent		percent	count
21	78%	Actively Engaged	100%	5
19	70%	Employed full time	100%	5
2	7%	Employed part time	0%	0
6	22%	Not Actively Engaged	0%	0
6	22%	Unemployed and seeking employment	0%	0

## Experiential Education

Students who responded to the survey were asked whether they “participated in an experiential education activity” (such as an internship, co-op, practicum, faculty-directed research, or other work experience related to their field of study) while enrolled at WMU.



\* “Active engagement” is defined as any type of employment (including full-time, part-time, or temporary employment, self-employment, and post-graduate internships/fellowships); continuing education; or military service. Categories not included in active engagement are unemployed and seeking employment; not seeking employment; and volunteering.

# Special Education

## Employment Information<sup>Δ</sup>

Survey respondents who indicated they were employed were asked to provide additional information about their employment, including salary range, job location, a rating of their satisfaction with the job, and the extent to which the job is related to their degree.

Median Salary Ranges\*\*  
(Full-Time Employment)

Undergraduates

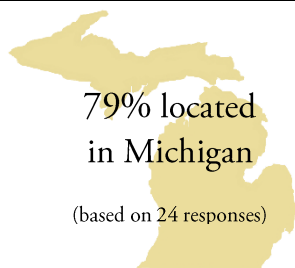
**\$35,000–\$40,000**

(based on 18 responses)

Graduate students<sup>Δ</sup>

**\$45,000–\$50,000**

(based on 8 responses)



95% reported that their job was **related to their degree**  
(based on 21 responses; includes ratings of 3, 4, and 5 out of 5)

89% said they were **satisfied** with their job  
(based on 19 responses; includes ratings of 3, 4, and 5 out of 5)

## Sample Job Titles and Employers

Director at Martin Public Schools  
Early Childhood Special Education Teacher  
Elementary Resource Room Teacher (Special Ed) at  
Sturgis Public Schools  
Elementary Teacher at Sturgis Public Schools  
Head Counselor at The Fowler Center  
High School Special Education Teacher at Charles  
County Public Schools  
Intern Teacher at Gull Lake Community Schools  
K–3 Self-Contained Special Education Teacher at  
Trailside Point Elementary School  
K–8 Resource Room Teacher at Avondale Elementary  
School District  
Kindergarten Teacher at Mattawan Consolidated  
Schools  
Long-Term Substitute Math Teacher at National  
Heritage Academies  
Math Interventionist at Gull Lake Community  
Schools

Moderate Cognitive Impairment Teacher at  
WoodsEdge Learning Center  
Orientation and Mobility and Teacher Consultant for  
the Visually Impaired at Livonia Public Schools  
Principal at Montcalm Area ISD  
Principal at St. Joseph County ISD  
Special Education Substitute Teacher at Kalamazoo  
Public Schools  
Special Education Teacher at Cadillac Area Public  
Schools  
Special Education Teacher at Hartford Public Schools  
Special Education Teacher at Kalamazoo Public  
Schools  
Special Education Teacher at Plainwell Public Schools  
Substitute Teacher at PESG  
Teacher at Ohio Virtual Academy  
Title 1 Interventionist at J.A. Lanigan Elementary  
School

<sup>Δ</sup> Median salary for graduate students is based on the most recent data from 2014–15 graduates, combined with data from 2013–14 graduates which was collected near the time of their graduation. We report two years of salary data together due to low numbers of responses from graduate students.

\*\* Salary data is self-reported and is not fact-checked. Median reported salary ranges are provided for informational purposes only.



Western Michigan University  
**College of Engineering  
and Applied Sciences**  
Post-Graduation Activity Report

---

Aerospace Engineering.....	133
Chemical Engineering.....	135
Civil and Construction Engineering.....	137
Computer Science.....	139
Electrical and Computer Engineering.....	141
Engineering Design Technology.....	143
Engineering Management.....	144
Graphic and Printing Science.....	146
Industrial Engineering.....	147
Manufacturing Engineering.....	149
Mechanical Engineering.....	151
Paper Engineering.....	153

# College of Engineering and Applied Sciences

---

## Survey Population 2014–15

The Post-Graduation Activity Survey was sent to all of the 470 students who earned a degree from the College of Engineering and Applied Sciences between August 2014 and June 2015. Data was obtained for 85.5% of all graduates.

	Number of graduates	Post-graduation data was obtained for:	
		count	percent
All degree recipients	470	402	85.5%
Bachelor's degree	309	250	80.9%
Master's degree	151	143	94.7%
Doctoral degree	10	9	90%

## Post-Graduation Activity 2014–15

91.3% of all responding graduates were **actively engaged** within three months of graduation.\*

	count	percent
Actively Engaged	367	91.3%
Employed full time	326	81.1%
Employed part time	10	2.5%
Continuing education	29	7.2%
Military service	2	0.5%
Not Actively Engaged	35	8.7%
Unemployed and seeking employment	34	8.5%
Not immediately seeking employment	1	0.2%

---

\* "Active engagement" is defined as any type of employment (including full-time, part-time, or temporary employment, self-employment, and post-graduate internships/fellowships); continuing education; or military service. Categories not included in active engagement are unemployed and seeking employment; not seeking employment; and volunteering.

## Undergraduate Post-Graduation Activity

	count	percent
<b>Actively Engaged*</b>	<b>227</b>	<b>90.8%</b>
Employed full time	198	79.2%
Employed part time	8	3.2%
Continuing education	19	7.6%
Military service	2	0.8%
<b>Not Actively Engaged</b>	<b>23</b>	<b>9.2%</b>
Unemployed and seeking employment	22	8.8%
Not immediately seeking employment	1	0.4%

## Graduate (Masters/Doctoral) Post-Graduation Activity

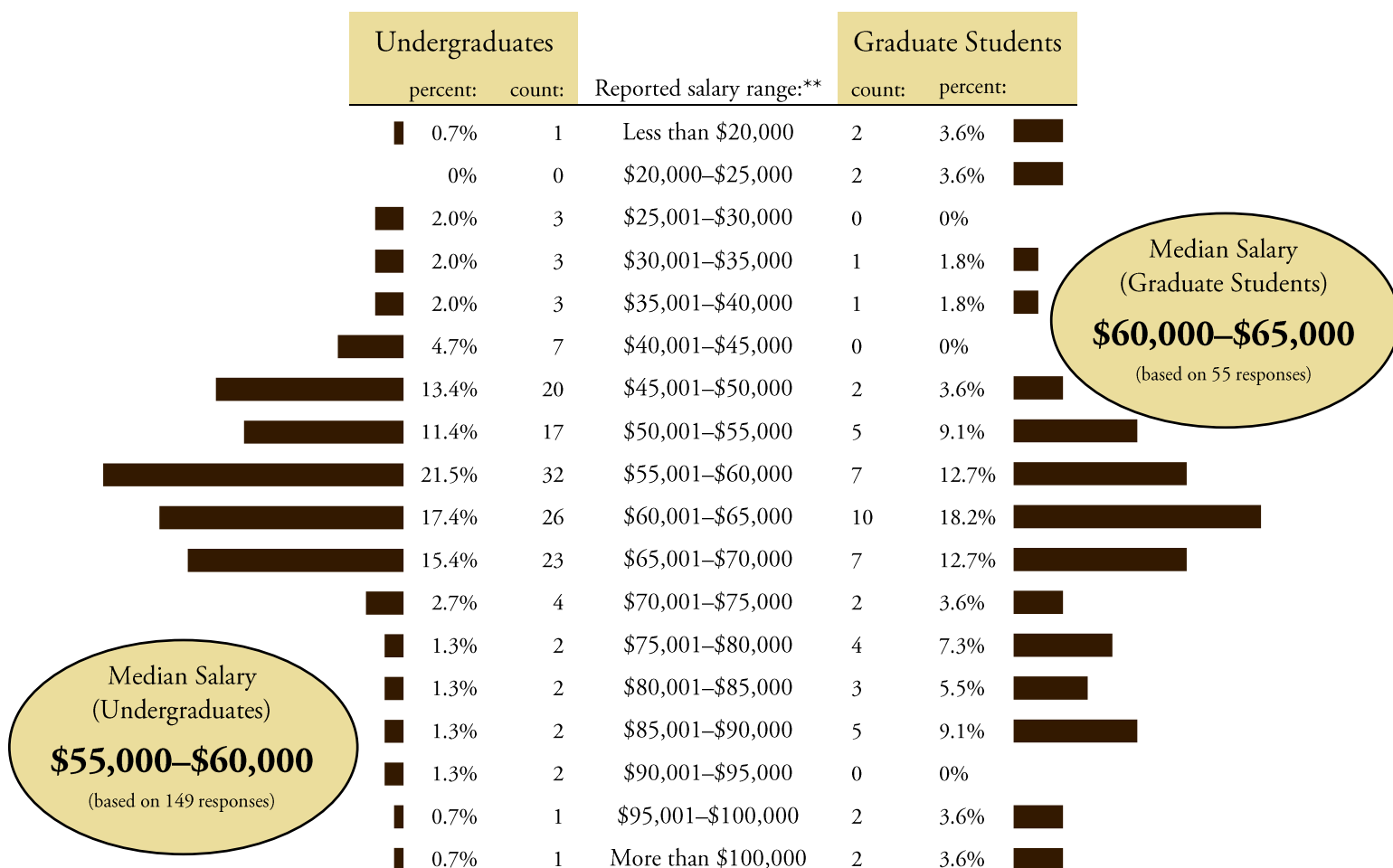
	count	percent
<b>Actively Engaged*</b>	<b>140</b>	<b>92.1%</b>
Employed full time	128	84.2%
Employed part time	2	1.3%
Continuing education	10	6.6%
<b>Not Actively Engaged</b>	<b>12</b>	<b>7.9%</b>
Unemployed and seeking employment	12	7.9%

---

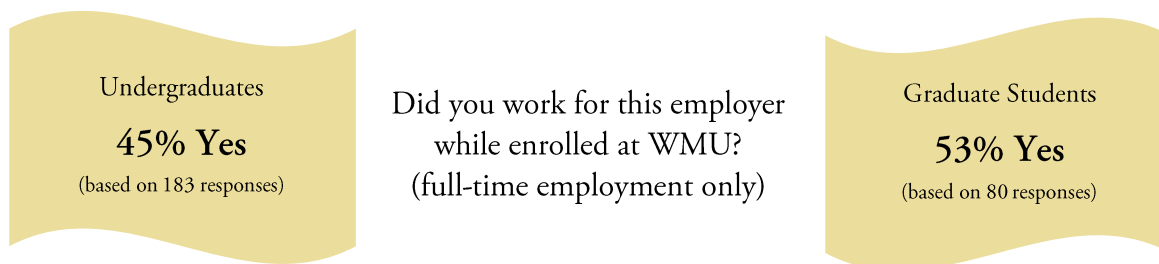
\*Active engagement\* is defined as any type of employment (including full-time, part-time, or temporary employment, self-employment, and post-graduate internships/fellowships); continuing education; or military service. Categories not included in active engagement are unemployed and seeking employment; not seeking employment; and volunteering.

## Employment Information — Salaries

Survey respondents who indicated they were employed were asked to provide additional information about their employment, including salary range. Salaries are reported only for those respondents who say that their employment is **full time** (30 hours or more per week).



Survey respondents who indicated they were employed were asked if the job they report is new to them, or if they worked for the same employer while enrolled at WMU. About half of students working full time, both undergraduates and graduate students, had already worked for their employer while enrolled at WMU and stayed with the same employer after graduation.



\*\* Salary data is self-reported and is not fact-checked.



## Other Employment Information

Survey respondents were also asked to provide the location of their job, and were asked to rate on a scale of 1 to 5 their satisfaction with the job and the extent to which their job was related to their degree.

Undergraduates	Job information (full-time employment only)	Graduate Students
94% Yes (based on 153 responses)	Job related to your degree ("Yes" includes ratings of 3, 4, and 5 out of 5)	95% Yes (based on 57 responses)
95% Yes (based on 143 responses)	Satisfied with the job ("Yes" includes ratings of 3, 4, and 5 out of 5)	96% Yes (based on 53 responses)
79% Yes (based on 195 responses)	Job located in Michigan	67% Yes (based on 94 responses)

There were 10 respondents working part time (2% of all respondents). These respondents were asked whether they were seeking full-time employment. Of the 8 who answered, 5 said they were seeking full-time employment and 3 said they were not seeking full-time employment.

Respondents  
working part time:  
(based on 8 responses)

**Seeking full-time  
employment: 62%**

**Not seeking full-time  
employment: 38%**

## Experiential Education

Students who responded to the survey were asked whether they "participated in an experiential education activity" (such as an internship, co-op, practicum, faculty-directed research, or other work experience related to their field of study) while enrolled at WMU.

Undergraduates <b>84% Yes</b> (based on 238 responses)	While enrolled at WMU, did you participate in an experiential education activity?	Graduate Students <b>65% Yes</b> (based on 138 responses)
--	---	---

# Aerospace Engineering

## Survey Population 2014–15

Students graduating between August 2014 and June 2015 were surveyed. Data was obtained for 86% of all Aerospace Engineering graduates.

Bachelor's degree recipients

22

Post-Graduation data was obtained for

19 graduates (86%)

## Post-Graduation Activity 2014–15

95% of graduates were **actively engaged**.\*

	count	percent
Actively Engaged	18	95%
Employed full time	16	84%
Continuing education	1	5%
Military service	1	5%
Not Actively Engaged	1	5%
Unemployed and seeking employment	1	5%

## Experiential Education

Students who responded to the survey were asked whether they “participated in an experiential education activity” (such as an internship, co-op, practicum, faculty-directed research, or other work experience related to their field of study) while enrolled at WMU.

While enrolled at WMU, did  
you participate in an  
experiential education activity?

**80% Yes**  
(based on 20 responses)

\* “Active engagement” is defined as any type of employment (including full-time, part-time, or temporary employment, self-employment, and post-graduate internships/fellowships); continuing education; or military service. Categories not included in active engagement are unemployed and seeking employment; not seeking employment; and volunteering.

# Aerospace Engineering

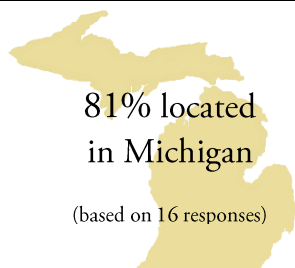
## Employment Information

Survey respondents who indicated they were employed were asked to provide additional information about their employment, including salary range, job location, a rating of their satisfaction with the job, and the extent to which the job is related to their degree.

Median Salary Range\*\*  
(Full-Time Employment)

**\$55,000–\$60,000**

(based on 14 responses)



87% reported that their job was **related to their degree**  
(based on 15 responses; includes ratings of 3, 4, and 5 out of 5)

100% said they were **satisfied** with their job  
(based on 15 responses; includes ratings of 3, 4, and 5 out of 5)

## Sample Job Titles and Employers

2LT Corps of Engineers  
2LT, Medical Service Corps at USAF  
Account Manager at Rockwell Automation  
Advanced Design Engineer at Cessna Aircraft  
Applications Engineer (Compressor Gas Seals) at  
Flowserve  
Body Component Engineer at Chrysler  
CAD Technician at Stryker  
Design Engineer at Aerotek/Valiant International  
Design Engineer at Getman  
Engineer at Intertek  
Engineer/Scientist Level 1 at Aerospace Testing  
Alliance  
Engineering Production Support at Cessna Aviation  
Manufacturing Engineer at Hexcel  
Manufacturing Management at National Gypsum  
Mechanical/Structural Engineer at Gulfstream  
Aerospace

OBD Reliability Engineer at Aerotek  
Process Engineer at Denso Manufacturing Michigan  
Product Data Management Analyst at Chrysler  
Product Development Engineer at Micro-LAM  
Product Engineer at G.W. Lisk  
Production Support Engineer at Gentex  
Research and Development Engineer at Viking  
Research Assistant at Department of Mechanical and  
Aerospace Engineering  
Rotation Engineer at Williams International  
System Design Engineer at SecurAlarm Systems  
Test Engineer at Parker Hannifin  
Thermal Performance Engineer at Nissan  
Transmission Calibration Engineer at G-Tec Truck  
Equipment  
Validation Engineer at Tenneco Automotive

\*\* Salary data is self-reported and is not fact-checked. Median reported salary ranges are provided for informational purposes only.

# Chemical Engineering

## Survey Population 2014–15

Students graduating between August 2014 and June 2015 were surveyed. Data was obtained for 84% of all Chemical Engineering graduates.

	Number of graduates	Post-graduation data was obtained for:	
		count	percent
All degree recipients	37	31	84%
Bachelor's degree	34	28	82%
Master's degree <sup>✧</sup>	3	3	100%

## Post-Graduation Activity 2014–15

86% of undergraduates were **actively engaged**.\*

	Undergraduates	
	percent	count
Actively Engaged	86%	24
Employed full time	71%	20
Employed part time	7%	2
Continuing education	7%	2
Not Actively Engaged	14%	4
Unemployed and seeking employment	14%	4

## Experiential Education

Students who responded to the survey were asked whether they “participated in an experiential education activity” (such as an internship, co-op, practicum, faculty-directed research, or other work experience related to their field of study) while enrolled at WMU.

While enrolled at WMU, did  
you participate in an  
experiential education activity?

Undergraduates

**85% Yes**

(based on 27 responses)

✧ No data is reported for graduate students due to the low number of responses available.

\* “Active engagement” is defined as any type of employment (including full-time, part-time, or temporary employment, self-employment, and post-graduate internships/fellowships); continuing education; or military service. Categories not included in active engagement are unemployed and seeking employment; not seeking employment; and volunteering.

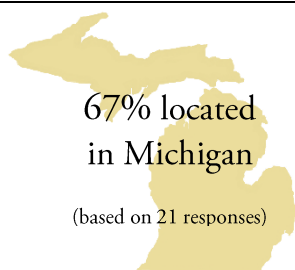
# Chemical Engineering

## Employment Information

Survey respondents who indicated they were employed were asked to provide additional information about their employment, including salary range, job location, a rating of their satisfaction with the job, and the extent to which the job is related to their degree.

Median Salary Range\*\*  
(Full-Time Employment)

Undergraduates  
**\$57,500–\$62,500**  
(based on 14 responses)



87% reported that their job was **related to their degree**  
(based on 15 responses; includes ratings of 3, 4, and 5 out of 5)

85% said they were **satisfied** with their job  
(based on 13 responses; includes ratings of 3, 4, and 5 out of 5)

## Sample Job Titles and Employers

Application Engineer at Tesa Tape  
Auto-CAD Technician at Engineering Plus  
Chemical Engineer Rotational Position at  
MeadWestVaco  
Design Analysis I at Thermaltech Engineering  
Distillation Formulator at WILD Flavors  
Environmental and Process Engineer at Georgia-  
Pacific  
Global Paint Launch Engineer at Ford  
Lead Test Technician at Stryker  
Liquid Production Engineer at Perrigo  
Manufacturing Engineer Intern at Dimplex Thermal  
Solutions  
Operational Engineer at Pratt Industries  
Paint Technical Representative at Abednego  
Environmental Services  
Pharmacy Technician at Walgreens  
Process Control Engineer at Georgia Pacific

Process Engineer at Appvion  
Process Engineer at Kalsec  
Process Engineer at Kimberly Clark  
Process Engineer at Stryker  
Process Engineer I at Sonoco  
Process Specialist at Intel  
Production Engineer at Perrigo  
Safety Engineer at J Rettenmaier  
Solutions Engineer at Armstrong International  
Special Projects Coordinator at Examination  
Management Services  
Staff Validation Engineer at Performance Validation  
Tech Service Engineer at Enthone  
Technical Service Representative at Huntsman

\*\* Salary data is self-reported and is not fact-checked. Median reported salary ranges are provided for informational purposes only.

# Civil and Construction Engineering<sup>‡</sup>

## Survey Population 2014–15

Students graduating between August 2014 and June 2015 were surveyed. Data was obtained for 85% of all Civil and Construction Engineering graduates.

	Number of graduates	Post-graduation data was obtained for:	
		count	percent
All degree recipients	61	52	85%
Bachelor's degree	31	24	77%
Master's degree	30	28	93%

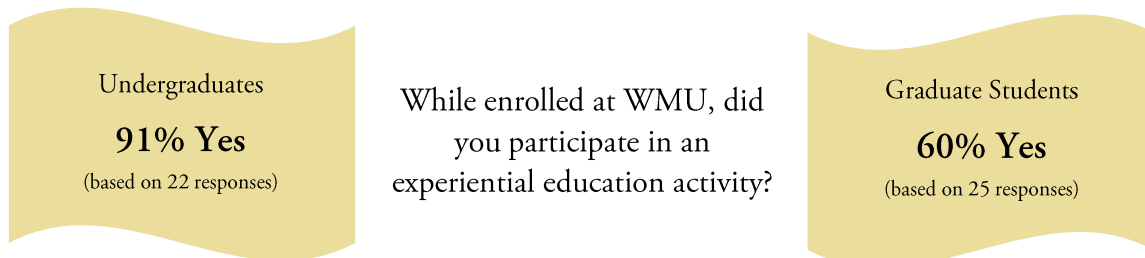
## Post-Graduation Activity 2014–15

96% of undergraduates and 79% of graduate students were **actively engaged**.\*

Undergraduates			Graduate students	
count	percent		percent	count
23	96%	Actively Engaged	79%	22
19	79%	Employed full time	64%	18
0	0%	Employed part time	7%	2
4	17%	Continuing education	7%	2
1	4%	Not Actively Engaged	21%	6
0	0%	Unemployed and seeking employment	21%	6
1	4%	Not immediately seeking employment	0%	0

## Experiential Education

Students who responded to the survey were asked whether they “participated in an experiential education activity” (such as an internship, co-op, practicum, faculty-directed research, or other work experience related to their field of study) while enrolled at WMU.



<sup>‡</sup> Data includes graduates who earned degrees in Civil Engineering and Construction Engineering.

\* “Active engagement” is defined as any type of employment (including full-time, part-time, or temporary employment, self-employment, and post-graduate internships/fellowships); continuing education; or military service. Categories not included in active engagement are unemployed and seeking employment; not seeking employment; and volunteering.

# Civil and Construction Engineering

## Employment Information

Survey respondents who indicated they were employed were asked to provide additional information about their employment, including salary range, job location, a rating of their satisfaction with the job, and the extent to which the job is related to their degree.

Median Salary Ranges\*\*  
(Full-Time Employment)

Undergraduates

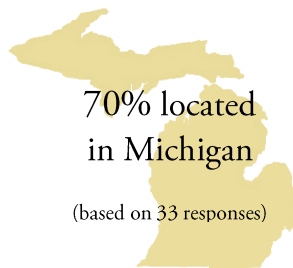
**\$45,000–\$50,000**

(based on 15 responses)

Graduate students

**\$35,000–\$40,000**

(based on 9 responses)



96% reported that their job was **related to their degree**

(based on 25 responses; includes ratings of 3, 4, and 5 out of 5)

91% said they were **satisfied** with their job

(based on 23 responses; includes ratings of 3, 4, and 5 out of 5)

## Sample Job Titles and Employers

Assistant Engineer at City of Grand Rapids  
Assistant Estimator at Jergens Piping  
Associate Civil Design Engineer at Dow Corning  
Associate Design Engineer at Nucor Building Systems  
Chief Executive Officer at Soluciones Electricas y  
Mecanicas HADOM (SEYMEH)  
Construction Engineering at Spicer Group  
Construction Project Engineer at Miller-Davis  
Construction Representative I at Alfred Benesch &  
Company  
Design Engineer at Gourdie Fraser  
Designer at Sigma Technologies  
Engineer at Wolverine Crane  
Engineer I — Metering & Regulation at Consumers  
Energy  
Engineer in Training at Wightman & Associates Land  
Surveying  
Entry Level Civil Engineering at People Infra  
Entry Level Engineer at SME USA  
Field Engineer at Aristeo Construction

Field Engineer at Codelpa, Dominican Republic  
Field Engineer at Wharton-Smith  
Intelligent Traffic System (ITS) Engineer at URS  
Project Coordinator at Walbridge  
Project Engineer at DPR Construction  
Project Engineer at Miller-Davis  
Project Manager at The Ministry of Education, Saudi  
Arabia  
Project Superintendent at AVB  
Self-Employed Construction Engineer  
Senior Engineering Technician at Driesenga &  
Associates  
Site Administrative Manager at Therrestratd, Jamaica  
Site Engineer at Future Consult  
Staff Engineer at Fishbeck Thompson Carr & Huber  
Staff Engineer at SME USA  
Structural Engineer at Johnson Systems  
Transportation Engineer at Michigan Department of  
Transportation

\*\* Salary data is self-reported and is not fact-checked. Median reported salary ranges are provided for informational purposes only.

# Computer Science

## Survey Population 2014–15

Students graduating between August 2014 and June 2015 were surveyed. Data was obtained for 90% of all Computer Science graduates.

	Number of graduates	Post-graduation data was obtained for:	
		count	percent
All degree recipients	78	70	90%
Bachelor's degree	46	39	85%
Master's degree	32	31	97%

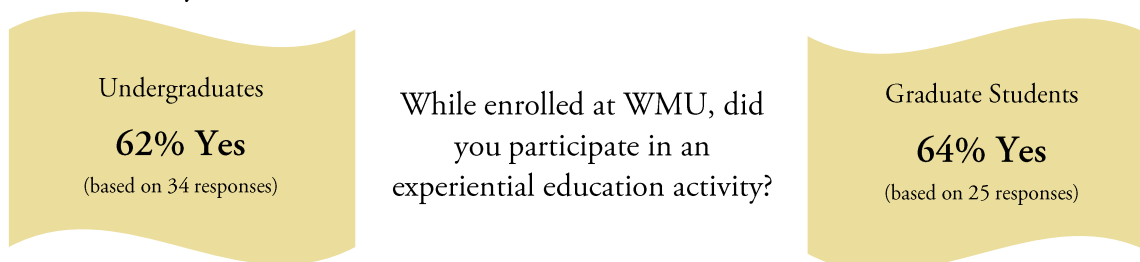
## Post-Graduation Activity 2014–15

82% of undergraduates and 97% of graduate students were **actively engaged**.\*

Undergraduates			Graduate students	
count	percent		percent	count
32	82%	Actively Engaged	97%	30
25	64%	Employed full time	90%	28
2	5%	Employed part time	0%	0
5	13%	Continuing education	6%	2
7	18%	Not Actively Engaged	3%	1
7	18%	Unemployed and seeking employment	3%	1

## Experiential Education

Students who responded to the survey were asked whether they “participated in an experiential education activity” (such as an internship, co-op, practicum, faculty-directed research, or other work experience related to their field of study) while enrolled at WMU.



\* “Active engagement” is defined as any type of employment (including full-time, part-time, or temporary employment, self-employment, and post-graduate internships/fellowships); continuing education; or military service. Categories not included in active engagement are unemployed and seeking employment; not seeking employment; and volunteering.



# Computer Science

## Employment Information

Survey respondents who indicated they were employed were asked to provide additional information about their employment, including salary range, job location, a rating of their satisfaction with the job, and the extent to which the job is related to their degree.

Median Salary Ranges\*\*  
(Full-Time Employment)

Undergraduates

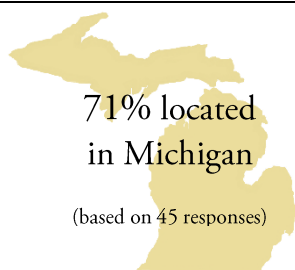
**\$55,000–\$60,000**

(based on 13 responses)

Graduate students

**\$55,000–\$60,000**

(based on 5 responses)



100% reported that their job was **related to their degree**  
(based on 18 responses; includes ratings of 3, 4, and 5 out of 5)

100% said they were **satisfied** with their job  
(based on 15 responses; includes ratings of 3, 4, and 5 out of 5)

## Sample Job Titles and Employers

Application Developer at Experis  
Application Developer at Forensic Fluids Laboratories  
Application Developer at Naturipe Farms  
Associate IT Operations Analyst at Kellogg  
Associate IT Project Manager at Kellogg  
CNC Operator at Michigan Precision Tool and Engineering  
Consultant at Sogeti  
Data Analyst at Whirlpool  
Database Consultant at Teradata  
Database Developer at FireKeepers Casino Hotel  
Developer at Level Data  
Developer at Nexient  
Front-End Developer Intern at Quicken Loans  
Guardian Consultant at Dynatrace  
Information Technology Development Program Participant at Eaton  
iOS Software Engineer at Maestro  
Junior Developer at Systems in Motion  
Junior Software Engineer at TGW Systems  
Managing Partner/CEO/Software Dev at LbKStudios  
Network Engineer at Eimo Technologies  
Network Operations Engineer at Apple  
Programmer Analyst at HCL Global Systems

Programmer Analyst at Think It Technologies  
Programmer at Basic HR Solutions  
Security/Firewalls System Administration at Linkpro Technologies  
Self-Employed Technology Consultant  
Senior Software Engineer at Tabner Solutions  
Site Reliability Engineer at Apple  
Software Consultant at Dynatrace  
Software Developer at Scope Services  
Software Developer at WMU  
Software Developer at Zuven Technologies  
Software Engineer at Altarum Institute  
Software Engineer at AmTrust Financial Services  
Software Engineer at Cincinnati Test System  
Software Engineer at Elettric 80  
Software Engineer at Globe3 Systems, Malaysia  
Software Engineer at iyeTek at LexisNexis  
Software Engineer at Pushbullet  
Software Engineer at Radius Info Systems  
Technical Support Tier 1 at Message Express Internet  
Web Application Developer at Elexicon  
Web Developer at Perrigo

\*\* Salary data is self-reported and is not fact-checked. Median reported salary ranges are provided for informational purposes only.

# Electrical and Computer Engineering<sup>‡</sup>

## Survey Population 2014–15

Students graduating between August 2014 and June 2015 were surveyed. Data was obtained for 84% of all Electrical and Computer Engineering graduates.

	Number of graduates	Post-graduation data was obtained for:	
		count	percent
All degree recipients	77	65	84%
Bachelor's degree	32	24	75%
Master's degree	42	39	93%
Doctoral degree	3	2	67%

## Post-Graduation Activity 2014–15

88% of undergraduates and 93% of graduate students were **actively engaged**.\*

Undergraduates			Graduate students	
count	percent		percent	count
21	88%	Actively Engaged	93%	38
20	83%	Employed full time	85%	35
0	0%	Employed part time	0%	0
1	4%	Continuing education	7%	3
3	13%	Not Actively Engaged	7%	3
3	13%	Unemployed and seeking employment	7%	3

## Experiential Education

Students who responded to the survey were asked whether they “participated in an experiential education activity” (such as an internship, co-op, practicum, faculty-directed research, or other work experience related to their field of study) while enrolled at WMU.

Undergraduates

**92% Yes**

(based on 24 responses)

While enrolled at WMU, did  
you participate in an  
experiential education activity?

Graduate Students

**56% Yes**

(based on 36 responses)

<sup>‡</sup> Data includes graduates who earned degrees in Computer Engineering; Electrical and Computer Engineering; and Electrical Engineering.

\* “Active engagement” is defined as any type of employment (including full-time, part-time, or temporary employment, self-employment, and post-graduate internships/fellowships); continuing education; or military service. Categories not included in active engagement are unemployed and seeking employment; not seeking employment; and volunteering.

# Electrical and Computer Engineering

## Employment Information

Survey respondents who indicated they were employed were asked to provide additional information about their employment, including salary range, job location, a rating of their satisfaction with the job, and the extent to which the job is related to their degree.

Median Salary Ranges\*\*  
(Full-Time Employment)

Undergraduates

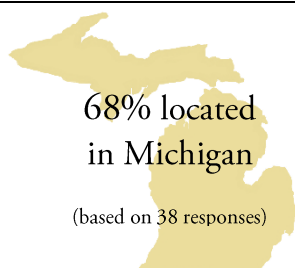
**\$57,500–\$62,500**

(based on 14 responses)

Graduate students

**\$60,000–\$65,000**

(based on 13 responses)



93% reported that their job was **related to their degree**  
(based on 28 responses; includes ratings of 3, 4, and 5 out of 5)

100% said they were **satisfied** with their job  
(based on 27 responses; includes ratings of 3, 4, and 5 out of 5)

## Sample Job Titles and Employers

Aerospace Ground Equipment Technician at US Air  
Force Reserve

Assistant Professor at Aljouf University

Associate Engineer at United Technologies

Circuit Engineer at Consumers Energy

Controls Engineer at AAM

Core EDS Product Design and Release Engineer at  
Ford

Design Engineer I at Walker Parking Consultants

Design/Analysis Electrical Engineer at ThermalTech  
Engineering

Developer at Nexient

Electrical Engineer at GMS, Iraq

Electrical Engineer at Denso Manufacturing Michigan

Electrical Engineer at Dimplex Thermal Solutions

Electrical Engineer at NASA

Electrical Engineer at Orion Engineering

Electrical Network Planning Engineer at Saudi  
electricity company

Electrical Test Engineer at General Motors

Embedded Software Engineer at Ford

Engineer and Student at the Chrysler Institute of  
Engineering

Engineer at Advanced Electronics, Saudi Arabia

Engineering at Diagnostic Systems Associates

IT Technology Specialist at LandscapeForms

Junior Electrical Engineer at Magneti Marelli

Laboratory Operations Engineer at Whirlpool

Principal Electrical Engineer at Elecyrr

Process Engineer at Graphic Packaging International

Product Support Engineer at Gentex

Program Analyst at HCL Global Systems

Software Developer/Network Technician at Level  
Data

Software Developer at Thompson Reuters

Software Development/Design Engineer at Caterpillar

Software Engineer at Gentex

Software Engineer at HCL Global Systems

Surveyor/Engineer, Approval CMC at DNV GL -  
Maritime

Systems Engineer at Parker Hannifin

Systems Test Engineer at General Motors

Technician at Whirlpool

Telecom Engineer at Intel

\*\* Salary data is self-reported and is not fact-checked. Median reported salary ranges are provided for informational purposes only.

# Engineering Design Technology

## Survey Population 2014–15

Students graduating between August 2014 and June 2015 were surveyed.

Bachelor's degree recipients

18

Post-Graduation data was obtained for

13 graduates (72%)

## Post-Graduation Activity 2014–15

77% of graduates were actively engaged.\*

	count	percent
Actively Engaged	10	77%
Employed full time	10	77%

	count	percent
Not Actively Engaged	3	23%
Unemployed and seeking employment	3	23%

## Experiential Education

Students who responded to the survey were asked whether they “participated in an experiential education activity” (such as an internship, co-op, practicum, faculty-directed research, or other work experience related to their field of study) while enrolled at WMU.

While enrolled at WMU, did you participate in an experiential education activity?

83% Yes

(based on 12 responses)

## Employment Information

Survey respondents who indicated they were employed were asked to provide additional information about their job, including salary range, job location, and the extent to which the job is related to their degree.

Median Salary Range\*\*  
**\$50,000–\$55,000**

(based on 10 responses;  
full-time employment only)

90% located  
in Michigan

(based on 10 responses)

100% reported that their job  
was **related to their degree**

(based on 10 responses;  
includes ratings of 3, 4, and 5 out of 5)

## Sample Job Titles and Employers

Application Engineer at Metrologic Group  
Concept Programmer at Armstrong International  
Design Engineer at Getman  
Design Engineer at Laser Precision  
Design Engineer at Shape  
Engineer at Neo Manufacturing  
Facilities Project Engineer Associate at MPI Research  
Industrial Systems Product Engineer  
Manufacturing Engineer at Magna: AIM Systems  
Master Designer at Eaton  
Product Design Engineer at Dimplex Thermal Solutions

Product Design Engineer at Gast Manufacturing  
Product Design Engineer at Mann+Hummel  
Product Design Engineer at SRG Global  
Product Engineer at Haworth  
Production Control/Material Planner at Borouhgs  
Production Support Engineer at Gentex  
Quality Engineer at Metal Technologies  
Quality Engineer Intern at Mann+Hummel  
Senior Drafter/Designer at Whirlpool  
Solutions Engineer at Panasonic Factory Solutions of America  
Special Product Designer at Steelcase

\* “Active engagement” is defined as any type of employment (including full-time, part-time, or temporary employment, self-employment, and post-graduate internships/fellowships); continuing education; or military service. Categories not included in active engagement are unemployed and seeking employment; not seeking employment; and volunteering.

\*\* Salary data is self-reported and is not fact-checked. Median reported salary ranges are provided for informational purposes only.

# Engineering Management<sup>‡</sup>

## Survey Population 2014–15

Students graduating between August 2014 and June 2015 were surveyed. Data was obtained for 88% of all Engineering Management graduates.

	Number of graduates	Post-graduation data was obtained for:	
		count	percent
All degree recipients	32	28	88%
Bachelor's degree	21	17	81%
Master's degree	11	11	100%

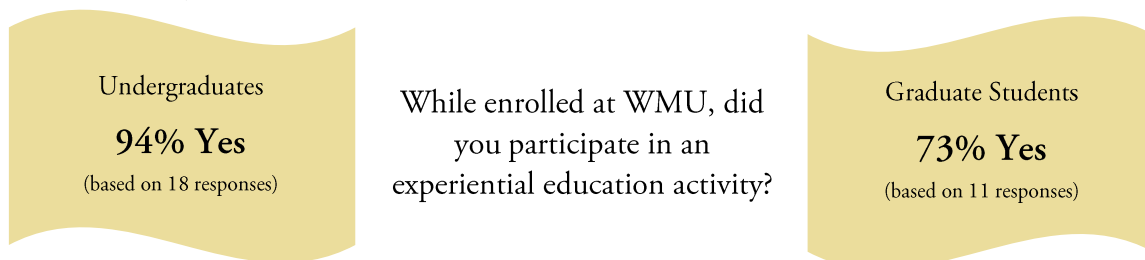
## Post-Graduation Activity 2014–15

88% of undergraduates and 100% of graduate students were **actively engaged**.\*

Undergraduates			Graduate students	
count	percent		percent	count
15	88%	Actively Engaged	100%	11
13	76%	Employed full time	100%	11
1	6%	Employed part time	0%	0
1	6%	Continuing education	0%	0
2	12%	Not Actively Engaged	0%	0
2	12%	Unemployed and seeking employment	0%	0

## Experiential Education

Students who responded to the survey were asked whether they “participated in an experiential education activity” (such as an internship, co-op, practicum, faculty-directed research, or other work experience related to their field of study) while enrolled at WMU.



<sup>‡</sup> Data includes graduates who earned degrees in Engineering Management and Engineering Management Technology.

\* “Active engagement” is defined as any type of employment (including full-time, part-time, or temporary employment, self-employment, and post-graduate internships/fellowships); continuing education; or military service. Categories not included in active engagement are unemployed and seeking employment; not seeking employment; and volunteering.

# Engineering Management

## Employment Information

Survey respondents who indicated they were employed were asked to provide additional information about their employment, including salary range, job location, a rating of their satisfaction with the job, and the extent to which the job is related to their degree.

Median Salary Ranges\*\*  
(Full-Time Employment)

Undergraduates

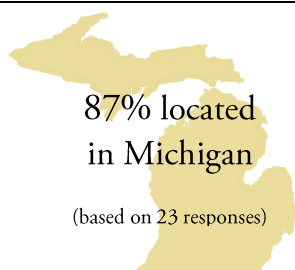
**\$50,000–\$55,000**

(based on 11 responses)

Graduate students

**\$62,500–\$67,500**

(based on 6 responses)



88% reported that their job was **related to their degree**  
(based on 17 responses; includes ratings of 3, 4, and 5 out of 5)

94% said they were **satisfied** with their job  
(based on 17 responses; includes ratings of 3, 4, and 5 out of 5)

## Sample Job Titles and Employers

Account Engineer at Manufacturing  
Co-Founder at Green Door Distilling  
Construction Engineer at Spicer Group  
Consulting Manager at Auditrax  
Cost and Concept Engineer at JR Automation  
Detailer at Vulcraft  
Electrical Engineer at Spartan Motors  
Engineering Manager at GA Richards  
Entry Level Project Engineer at Ford  
Industrial Engineer at Getman  
Industrial Engineering Intern at Tenneco Automotive  
Inside Sales Representative at Alro Steel  
Lead Engineer at Eaton  
Lead Supplier Quality Engineer at GE Aviation  
Manufacturing Engineer at Ford

Manufacturing Engineer at Landscape Forms  
Manufacturing Engineer at TH Plastics  
Operations Manager, Transportation Technologies at Intertek  
Packaging Engineer at Kellogg  
Process Engineer at WMU Facilities Management  
Project Coordinator at StructureTec  
Project Engineer at Bastian Solutions  
Quality Control Engineer at Chrysler  
Quality Engineer at TH Plastics  
Quality Process Engineer at eAgile  
R&D Project Manager at Stryker  
Senior Engineer at Eaton  
Senior Process Engineer at Pfizer  
Supplier Development Quality Engineer at Stryker

\*\* Salary data is self-reported and is not fact-checked. Median reported salary ranges are provided for informational purposes only.

# Graphic and Printing Science

## Survey Population 2014–15

Students graduating between August 2014 and June 2015 were surveyed.

Bachelor's degree recipients

11

Post-Graduation data was obtained for

11 graduates (100%)

## Post-Graduation Activity 2014–15

91% of graduates were **actively engaged**.\*

	count	percent
Actively Engaged	10	91%
Employed full time	8	73%
Employed part time	1	9%
Continuing education	1	9%

	count	percent
Not Actively Engaged	1	9%
Unemployed and seeking employment	1	9%

## Experiential Education

Students who responded to the survey were asked whether they “participated in an experiential education activity” (such as an internship, co-op, practicum, faculty-directed research, or other work experience related to their field of study) while enrolled at WMU.

While enrolled at WMU, did you participate in an experiential education activity?

**100% Yes**

(based on 10 responses)

## Employment Information<sup>Δ</sup>

Survey respondents who indicated they were employed were asked to provide additional information about their job, including salary range, job location, and the extent to which the job is related to their degree.

Median Salary Range\*\*

**\$40,000–\$45,000**

(based on 8 responses;  
full-time employment only)

80% located  
in Michigan

(based on 15 responses)

75% reported that their job was  
**related to their degree**

(based on 8 responses;  
includes ratings of 3, 4, and 5 out of 5)

## Sample Job Titles and Employers

Corporate Trainee at Quad/Graphics Printing  
Customer Service Representative at Fusion Flexo  
Digital Prepress Operator at EPI Marketing Services  
Flexographic/Process Specialist at Great Lakes Label  
Improvement Specialist at Wikoff Color  
Leadership Development Associate at EGT Printing Solutions

Managed Print Services Specialist at All Copy Products  
Multi-Channel Marketing Specialist at Perrigo  
Print Management Trainee at Manufacturing  
Production Supervisor Associate at Graphic Packaging International  
Quality Assurance Specialist at Meridian Health Plan  
Service Professional at Pharmaceutical Packaging

\* “Active engagement” is defined as any type of employment (including full-time, part-time, or temporary employment, self-employment, and post-graduate internships/fellowships); continuing education; or military service. Categories not included in active engagement are unemployed and seeking employment; not seeking employment; and volunteering.

Δ Employment information is based on the most recent data from 2014–15 graduates, combined with data from 2013–14 graduates which was collected near the time of their graduation. We report two years of employment data together due to low numbers of responses.

\*\* Salary data is self-reported and is not fact-checked. Median reported salary ranges are provided for informational purposes only.

# Industrial Engineering<sup>‡</sup>

## Survey Population 2014–15

Students graduating between August 2014 and June 2015 were surveyed. Data was obtained for 100% of all Industrial Engineering graduates.

	Number of graduates	Post-graduation data was obtained for:	
		count	percent
All degree recipients	32	32	100%
Bachelor's degree	18	18	100%
Master's degree	13	13	100%
Doctoral degree	1	1	100%

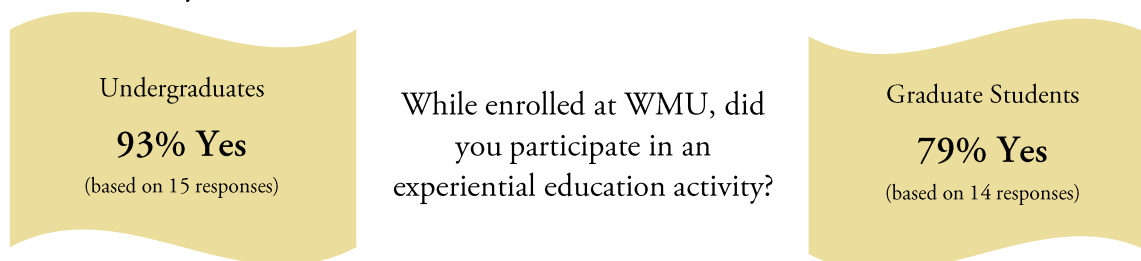
## Post-Graduation Activity 2014–15

100% of undergraduates and 86% of graduate students were **actively engaged**.\*

Undergraduates			Graduate students	
count	percent		percent	count
18	100%	Actively Engaged	86%	12
18	100%	Employed full time	79%	11
0	0%	Continuing education	7%	1
0	0%	Military service	0%	0
0	0%	Not Actively Engaged	14%	2
0	0%	Unemployed and seeking employment	14%	2

## Experiential Education

Students who responded to the survey were asked whether they “participated in an experiential education activity” (such as an internship, co-op, practicum, faculty-directed research, or other work experience related to their field of study) while enrolled at WMU.



<sup>‡</sup> Data includes graduates who earned degrees in Industrial and Entrepreneurial Engineering and Industrial Engineering.

\* “Active engagement” is defined as any type of employment (including full-time, part-time, or temporary employment, self-employment, and post-graduate internships/fellowships); continuing education; or military service. Categories not included in active engagement are unemployed and seeking employment; not seeking employment; and volunteering.



# Industrial Engineering

## Employment Information

Survey respondents who indicated they were employed were asked to provide additional information about their employment, including salary range, job location, a rating of their satisfaction with the job, and the extent to which the job is related to their degree.

Median Salary Ranges\*\*  
(Full-Time Employment)

Undergraduates

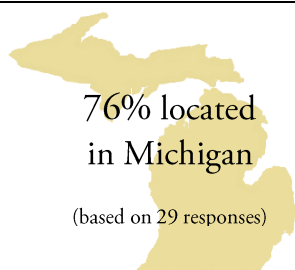
**\$60,000–\$65,000**

(based on 15 responses)

Graduate students

**\$65,000–\$70,000**

(based on 9 responses)



92% reported that their job was **related to their degree**  
(based on 25 responses; includes ratings of 3, 4, and 5 out of 5)

86% said they were **satisfied** with their job  
(based on 22 responses; includes ratings of 3, 4, and 5 out of 5)

## Sample Job Titles and Employers

Capacity Management Engineer at Denso  
Manufacturing Michigan  
Controls Engineer at Nextek Power Systems  
Engineer at Lincoln Electric  
Engineer/Supply Chain Management Specialist at  
Kohler  
Formulation Operator/IE Apprentice at Pfizer  
Foundry Engineer at Denison Industries  
Industrial Engineer at Applied IE  
Industrial Engineer at Benteler Automotive  
Industrial Engineer at Gentex  
Industrial Engineering Consultant at Shape  
Manufacturing  
Lean Engineer at Johnson Controls  
Manufacturing Engineer at Cosma Casting of Magna  
International  
Manufacturing Engineer at Fema Corporation  
Manufacturing Engineer at Parker Hannifin  
Manufacturing Engineer at Piston Group  
Operation Manager at Pacific Rim Foods  
Operations Coordinator at General Motors  
Platoon Leader at Army National Guard

Process Engineer, Supply Chain Solutions at Dealer  
Tire  
Process Engineer at Denso Manufacturing Michigan  
Process Engineer at Spectrum Health  
Production/Application Engineer at Geislinger  
Production Engineer at AAM  
Production Support Engineer at Gentex  
Project Engineer at BCE  
Project Engineer at Chemico Systems  
Project Engineer at G.A. Richards  
Quality Engineer at LG Chem  
Sales Engineer at Rockwell Automation  
Sales Engineer at Toyoda Machinery USA  
SCM Project Management at Eaton  
Self-Employed Project Manager  
Senior Business Analyst at Kellogg  
Senior Manufacturing Engineer at Stryker  
Student Records Senior Functional Analyst at Grand  
Rapids Community College  
Technical Sales/Process Development Engineer at  
Separation Solutions

\*\* Salary data is self-reported and is not fact-checked. Median reported salary ranges are provided for informational purposes only.

# Manufacturing Engineering<sup>‡</sup>

## Survey Population 2014–15

Students graduating between August 2014 and June 2015 were surveyed. Data was obtained for 65% of all Manufacturing Engineering graduates.

	Number of graduates	Post-graduation data was obtained for:	
		count	percent
All degree recipients	17	11	65%
Bachelor's degree	13	8	62%
Master's degree	4	3	75%

## Post-Graduation Activity 2014–15

100% of undergraduates and 88% of graduate students were **actively engaged**.\*

Undergraduates			Graduate students (two years combined)*	
count	percent		percent	count
8	100%	Actively Engaged	88%	7
8	100%	Employed full time	88%	7
0	0%	Not Actively Engaged	13%	1
0	0%	Unemployed and seeking employment	13%	1

## Experiential Education

Students who responded to the survey were asked whether they “participated in an experiential education activity” (such as an internship, co-op, practicum, faculty-directed research, or other work experience related to their field of study) while enrolled at WMU.

Undergraduates

**88% Yes**

(based on 8 responses)

While enrolled at WMU, did  
you participate in an  
experiential education activity?

Graduate Students

**71% Yes**

(based on 7 responses)\*

<sup>‡</sup> Data includes graduates who earned degrees in Manufacturing Engineering and Manufacturing Engineering Technology.

\* “Active engagement” is defined as any type of employment (including full-time, part-time, or temporary employment, self-employment, and post-graduate internships/fellowships); continuing education; or military service. Categories not included in active engagement are unemployed and seeking employment; not seeking employment; and volunteering.

❖ All post-graduation activity and experiential education data for graduate students is based on the most recent data from 2014–15 graduates, combined with data from 2013–14 graduates which was collected near the time of their graduation. We report two years of data together due to low numbers of responses. There were 6 graduate students who received degrees in 2013–14; post-graduation data was obtained for 5 of them.

# Manufacturing Engineering

## Employment Information<sup>Δ</sup>

Survey respondents who indicated they were employed were asked to provide additional information about their employment, including salary range, job location, a rating of their satisfaction with the job, and the extent to which the job is related to their degree.

Median Salary Ranges\*\*  
(Full-Time Employment)

Undergraduates

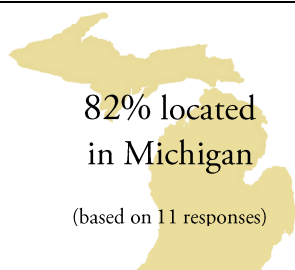
**\$62,500–\$67,500**

(based on 6 responses)

Graduate students<sup>Δ</sup>

**\$60,000–\$65,000**

(based on 7 responses)



100% reported that their job was **related to their degree**  
(based on 9 responses; includes ratings of 3, 4, and 5 out of 5)

100% said they were **satisfied** with their job  
(based on 9 responses; includes ratings of 3, 4, and 5 out of 5)

## Sample Job Titles and Employers

Associate Quality Engineer at Fabri-Kal  
Casting Engineer at Asama Coldwater Manufacturing  
College Graduate in Development with  
Manufacturing at General Motors  
Die Design Engineer at Denso  
Energy Engineer at CWC Textron  
Engineering Manager at Denso Air Systems  
Engineering Technician at Exo-S  
Lean Manufacturing Engineer at Summit Polymers  
Manufacturing Engineer at Alcoa  
Manufacturing Engineer at AAM  
Manufacturing Engineer at Eaton

Manufacturing Engineer at Johnson Controls  
Manufacturing Engineer at Parker Hannifin  
Mechanical Engineer I at Black & Veatch  
Process Engineer at Parker Hannifin  
Production Engineer at General Motors  
Production Engineer at Michigan Automotive  
Compressors  
Production Unit Leader at Chrysler  
Project Engineer at Keystone Solutions Group  
Project Engineer at Summit Polymers  
Quality Engineer at AAM  
Quality Engineer at EJ USA

<sup>Δ</sup> Median salary for graduate students is based on the most recent data from 2014–15 graduates, combined with data from 2013–14 graduates which was collected near the time of their graduation. We report two years of salary data together due to low numbers of responses from graduate students.

\*\* Salary data is self-reported and is not fact-checked. Median reported salary ranges are provided for informational purposes only.

# Mechanical Engineering

## Survey Population 2014–15

Students graduating between August 2014 and June 2015 were surveyed. Data was obtained for 82% of all Mechanical Engineering graduates.

	Number of graduates	Post-graduation data was obtained for:	
		count	Percent
All degree recipients	76	62	82%
Bachelor's degree	61	47	77%
Master's degree	12	12	100%
Doctoral degree	3	3	100%

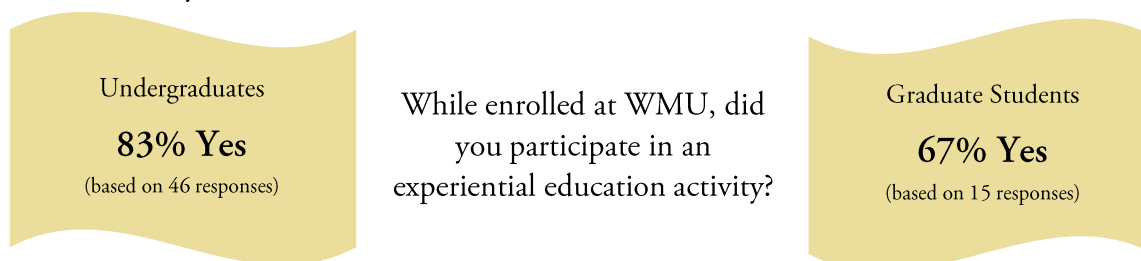
## Post-Graduation Activity 2014–15

98% of undergraduates and 100% of graduate students were **actively engaged**.\*

Undergraduates			Graduate students	
count	percent		percent	count
46	98%	Actively Engaged	100%	15
40	85%	Employed full time	100%	15
2	4%	Employed part time	0%	0
4	9%	Continuing education	0%	0
1	2%	Not Actively Engaged	0%	0
1	2%	Unemployed and seeking employment	0%	0

## Experiential Education

Students who responded to the survey were asked whether they “participated in an experiential education activity” (such as an internship, co-op, practicum, faculty-directed research, or other work experience related to their field of study) while enrolled at WMU.



\* “Active engagement” is defined as any type of employment (including full-time, part-time, or temporary employment, self-employment, and post-graduate internships/fellowships); continuing education; or military service. Categories not included in active engagement are unemployed and seeking employment; not seeking employment; and volunteering.

# Mechanical Engineering

## Employment Information

Survey respondents who indicated they were employed were asked to provide additional information about their employment, including salary range, job location, a rating of their satisfaction with the job, and the extent to which the job is related to their degree.

Median Salary Ranges\*\*  
(Full-Time Employment)

Undergraduates

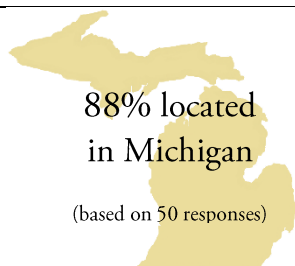
**\$60,000–\$65,000**

(based on 31 responses)

Graduate students

**\$80,000–\$85,000**

(based on 7 responses)



100% reported that their job was **related to their degree**

(based on 40 responses; includes ratings of 3, 4, and 5 out of 5)

100% said they were **satisfied** with their job

(based on 39 responses; includes ratings of 3, 4, and 5 out of 5)

## Sample Job Titles and Employers

Analyst at Kyyba  
Assistant Program Manager at Hitachi  
AutoCAD Technician at Potapa  
Control Systems Engineer at General Motors  
Design Engineer at Dane Systems  
Design Engineer at Getman  
Design Engineer at Hart and Cooley  
Design Release Engineer at General Motors  
Engineer at Whirlpool  
Engineer I at Consumers Energy  
Head Supervisor at GDK Enterprises  
Lean Engineering Trainee at Parker Hannifin  
Maintenance Supervisor at Chrysler  
Manufacturing Engineer at Lockheed Martin  
Material and Process Engineer I at Boeing  
Mechanical Design Engineer at Dane Systems  
Mechanical Designer at Kingscott Architecture  
Mechanical Engineer at DCS  
Mechanical Engineer at Hooker DeJong  
Mechanical Engineer at JR Automation  
Mechanical Engineer at Leco  
Mechanical Engineer at Parker Hannifin  
Mold and Die Design Engineer at Denso  
Plant Engineer at Advanced Architectural Products  
Powertrain Thermal Mgmt Systems Engineer at FCA

Powertrain Torque Control Calibration at FCA  
Principal Engineer at Stryker  
Product Design Engineer at L-3 Communications  
Product Development Engineer at FCA  
Product Engineer at Armstrong International  
Product Engineer at Ficos  
Product Engineer at Johnson Controls  
Product Engineer at TK Holdings  
Production Supervisor at American Axle  
Production Support Engineer at Gentex  
Project Engineer at Greening Testing Laboratories  
Project Engineer at Summit Polymers  
Project Engineer at Detroit Engineered Products  
R&D Engineer at American Green Technology  
Research and Development Engineer at Flowserve  
Research and Development Engineer at Viking  
Research Associate at Penn State University  
Rotational Program at RockTenn  
Sales Engineer at Windy City Representatives  
Senior Pipeline Engineer at Sunoco Logistics  
Senior Product Design Engineer at Gentex  
Senior Sales Manager at Kongsberg Automotive  
Special Product Design Engineer at Steelcase  
Supplier Development Quality Engineer at Stryker  
Telecom VPI Engineer at Cummins

\*\* Salary data is self-reported and is not fact-checked. Median reported salary ranges are provided for informational purposes only.

# Paper Engineering

## Survey Population 2014–15

Students graduating between August 2014 and June 2015 were surveyed. Data was obtained for 88% of all Paper Engineering graduates.

	Number of graduates	Post-graduation data was obtained for:	
		count	percent
All degree recipients	8	7	88%
Bachelor's degree	3	3	100%
Master's degree	4	3	75%
Doctoral degree	1	1	100%

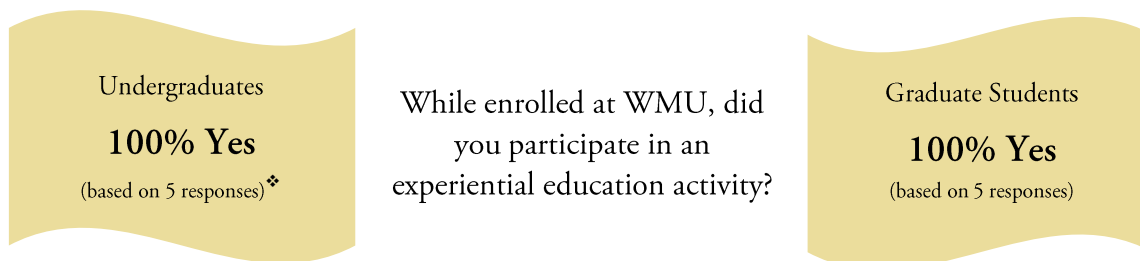
## Post-Graduation Activity 2014–15

100% of undergraduates and 100% of graduate students were **actively engaged**.\*

Undergraduates (two years combined)*			Graduate students	
count	percent		percent	count
5	100%	Actively Engaged	100%	4
5	100%	Employed full time	75%	3
0	0%	Employed part time	0%	0
0	0%	Continuing education	25%	1

## Experiential Education

Students who responded to the survey were asked whether they “participated in an experiential education activity” (such as an internship, co-op, practicum, faculty-directed research, or other work experience related to their field of study) while enrolled at WMU.



\* “Active engagement” is defined as any type of employment (including full-time, part-time, or temporary employment, self-employment, and post-graduate internships/fellowships); continuing education; or military service. Categories not included in active engagement are unemployed and seeking employment; not seeking employment; and volunteering.

❖ All post-graduation activity and experiential education data for undergraduates is based on the most recent data from 2014–15 graduates, combined with data from 2013–14 graduates which was collected near the time of their graduation. We report two years of data together due to low numbers of responses. There were 2 undergraduates who received degrees in 2013–14; post-graduation data was obtained for both of them.

# Paper Engineering

## Employment Information<sup>Δ</sup>

Survey respondents who indicated they were employed were asked to provide additional information about their employment, including salary range, job location, a rating of their satisfaction with the job, and the extent to which the job is related to their degree.

Median Salary Ranges\*\*  
(Full-Time Employment)

Undergraduates

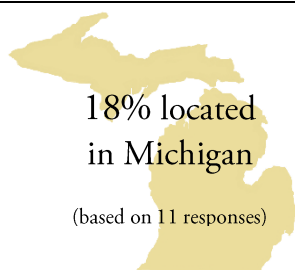
**\$70,000–\$75,000**

(based on 5 responses)

Graduate students

**\$57,500–\$62,500**

(based on 5 responses)



100% reported that their job was **related to their degree**  
(based on 10 responses; includes ratings of 3, 4, and 5 out of 5)

100% said they were **satisfied** with their job  
(based on 4 responses; includes ratings of 3, 4, and 5 out of 5)

## Sample Job Titles and Employers

Applications Engineer at Albany International  
Assistant Professor at University Wisconsin–Stevens  
Points  
Engineer at SCA Tissue  
Entry Level Engineer at Domtar  
Ink Chemist at Penn Color

Ink Chemist at Siegwerk  
Printing Process Engineer at Gemalto  
Process Engineer at Neenah Paper  
Process Engineer at Verso Paper  
Research and Development at York Wallcoverings

<sup>Δ</sup> Employment information is based on the most recent data from 2014–15 graduates, combined with data from 2013–14 graduates which was collected near the time of their graduation. We report two years of employment data together due to low numbers of responses.

\*\* Salary data is self-reported and is not fact-checked. Median reported salary ranges are provided for informational purposes only.



Western Michigan University  
**College of Fine Arts**  
Post-Graduation Activity Report

---

Art.....	160
Dance.....	162
Music.....	163
Theatre.....	165



# College of Fine Arts

---

## Survey Population 2014–15

The Post-Graduation Activity Survey was sent to all of the 228 students who earned a degree from the College of Fine Arts between August 2014 and June 2015. Data was obtained for 71.9% of all graduates.

	Number of graduates	Post-graduation data was obtained for:	
		count	percent
All degree recipients	228	164	71.9%
Bachelor's degree	193	138	71.5%
Master's degree	35	26	74.3%

## Post-Graduation Activity 2014–15

82.3% of all responding graduates were **actively engaged** within three months of graduation.\*

	count	percent
Actively Engaged	135	82.3%
Employed full time	74	45.1%
Employed part time	27	16.5%
Continuing education	34	20.7%
Not Actively Engaged	29	17.7%
Unemployed and seeking employment	25	15.2%
Not immediately seeking employment	4	2.4%

---

\* "Active engagement" is defined as any type of employment (including full-time, part-time, or temporary employment, self-employment, and post-graduate internships/fellowships); continuing education; or military service. Categories not included in active engagement are unemployed and seeking employment; not seeking employment; and volunteering.

## Undergraduate Post-Graduation Activity

	count	percent
Actively Engaged*	109	79.0%
Employed full time	60	43.5%
Employed part time	19	13.8%
Continuing education	30	21.7%
Not Actively Engaged	29	21.0%
Unemployed and seeking employment	25	18.1%
Not immediately seeking employment	4	2.9%

















## Graduate (Masters/Doctoral) Post-Graduation Activity

	count	percent
Actively Engaged*	26	100%
Employed full time	14	54%
Employed part time	8	31%
Continuing education	4	15%

\*Active engagement" is defined as any type of employment (including full-time, part-time, or temporary employment, self-employment, and post-graduate internships/fellowships); continuing education; or military service. Categories not included in active engagement are unemployed and seeking employment; not seeking employment; and volunteering.

## Employment Information — Salaries

Survey respondents who indicated they were employed were asked to provide additional information about their employment, including salary range. Salaries are reported only for those respondents who say that their employment is **full time** (30 hours or more per week).

Undergraduates			Reported salary range:**	Graduate Students		
percent:	count:			count:	percent:	
	16.1%	5	Less than \$20,000	1	11%	
	16.1%	5	\$20,000–\$25,000	0	0%	
	6.5%	2	\$25,001–\$30,000	0	0%	
	12.9%	4	\$30,001–\$35,000	1	11%	
	29.0%	9	\$35,001–\$40,000	2	22%	
	9.7%	3	\$40,001–\$45,000	2	22%	
	3.2%	1	\$45,001–\$50,000	1	11%	
	3.2%	1	\$50,001–\$55,000	1	11%	
	3.2%	1	\$55,001–\$60,000	1	11%	
	0%	0	More than \$60,000	0	0%	

Median Salary  
(Undergraduates)  
**\$30,000–\$35,000**  
(based on 31 responses)

Median Salary  
(Graduate Students)  
**\$40,000–\$45,000**  
(based on 9 responses)

Survey respondents who indicated they were employed were asked if the job they report is new to them, or if they worked for the same employer while enrolled at WMU. The majority of graduate students working full time were already working while attending WMU, and continued with the same work after graduation. In contrast, the majority of undergraduates working full time only started their job after graduation.

Undergraduates  
**33% Yes**  
(based on 45 responses)

Did you work for this employer  
while enrolled at WMU?  
(full-time employment only)

Graduate Students  
**67% Yes**  
(based on 12 responses)

\*\* Salary data is self-reported and is not fact-checked.

## Other Employment Information

Survey respondents were also asked to provide the location of their job, and were asked to rate on a scale of 1 to 5 their satisfaction with the job and the extent to which their job was related to their degree.

Undergraduates	Job information (full-time employment only)	Graduate Students
82% Yes (based on 33 responses)	Job related to your degree ("Yes" includes ratings of 3, 4, and 5 out of 5)	100% Yes (based on 10 responses)
87% Yes (based on 30 responses)	Satisfied with the job ("Yes" includes ratings of 3, 4, and 5 out of 5)	88% Yes (based on 8 responses)
70% Yes (based on 57 responses)	Job located in Michigan	93% Yes (based on 14 responses)

There were 27 respondents working part time (16% of all respondents). These respondents were asked whether they were seeking full-time employment. Of the 26 who answered, 58% said they were seeking full-time employment and 42% said they were not seeking full-time employment.

Respondents  
working part time:  
(based on 26 responses)

**Seeking full-time  
employment: 58%**

**Not seeking full-time  
employment: 42%**

## Experiential Education

Students who responded to the survey were asked whether they "participated in an experiential education activity" (such as an internship, co-op, practicum, faculty-directed research, or other work experience related to their field of study) while enrolled at WMU.

Undergraduates <b>86% Yes</b> (based on 133 responses)	While enrolled at WMU, did you participate in an experiential education activity?	Graduate Students <b>69% Yes</b> (based on 26 responses)
--	---	--

## Survey Population 2014–15

Students graduating between August 2014 and June 2015 were surveyed. Data was obtained for 62% of all Art graduates.

	Number of graduates	Post-graduation data was obtained for:	
		count	percent
All degree recipients	66	41	62%
Bachelor's degree	60	36	60%
Master's degree	6	5	83%

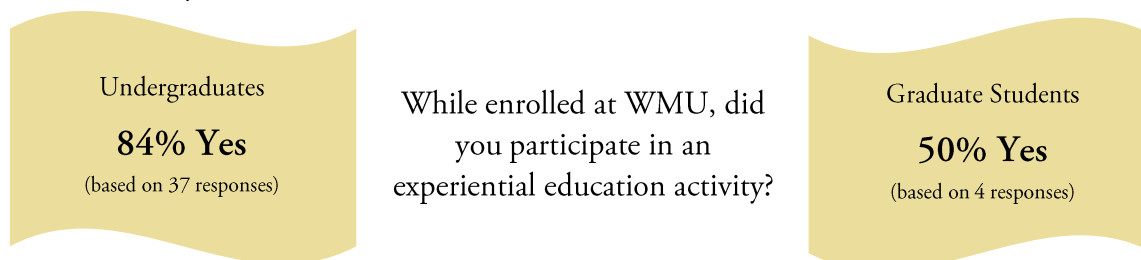
## Post-Graduation Activity 2014–15

83% of undergraduates and 100% of graduate students were **actively engaged**.\*

Undergraduates			Graduate students	
count	percent		percent	count
30	83%	Actively Engaged	100%	5
20	56%	Employed full time	80%	4
5	14%	Employed part time	20%	1
5	14%	Continuing education	0%	0
5	14%	Not Actively Engaged	0%	0
4	11%	Unemployed and seeking employment	0%	0
1	3%	Not immediately seeking employment	0%	0

## Experiential Education

Students who responded to the survey were asked whether they “participated in an experiential education activity” (such as an internship, co-op, practicum, faculty-directed research, or other work experience related to their field of study) while enrolled at WMU.



‡ Data includes graduates who earned degrees in Art; Art Education; and Graphic Design.

\* “Active engagement” is defined as any type of employment (including full-time, part-time, or temporary employment, self-employment, and post-graduate internships/fellowships); continuing education; or military service. Categories not included in active engagement are unemployed and seeking employment; not seeking employment; and volunteering.

# Art

## Employment Information<sup>Δ</sup>

Survey respondents who indicated they were employed were asked to provide additional information about their employment, including salary range, job location, a rating of their satisfaction with the job, and the extent to which the job is related to their degree.

Median Salary Ranges\*\*  
(Full-Time Employment)

Undergraduates

**\$35,000–\$40,000**

(based on 7 responses)

Graduate students<sup>Δ</sup>

**\$40,000–\$45,000**

(based on 5 responses)



91% reported that their job was **related to their degree**  
(based on 11 responses; includes ratings of 3, 4, and 5 out of 5)

89% said they were **satisfied** with their job  
(based on 9 responses; includes ratings of 3, 4, and 5 out of 5)

## Sample Job Titles and Employers

Administrative Assistant at Alternative Medicine  
Art Teacher at Byron Center Charter School  
Art Teacher at Byron Center Public Schools  
Art Teacher at Dysart Unified School District  
Art Teacher at Hamadeh Educational Services  
Chief Photographer at Rose City Motors  
Collections Intern at Gerald R. Ford Presidential  
Museum  
Creative Director at 1977 Mopeds  
Design Intern at SS Digital Media  
Digital Specialist at Digital Air Strike  
Drum Tech at Mattawan High School  
Elementary Art Teacher at Negaunee Public Schools  
Elementary Art Teacher at Parchment Public Schools  
Executive Director at Fair Food Matters  
Exhibitions Coordinator at the Live Coal Gallery  
Graphic Design at Millennium Restaurant Group  
Graphic Design Intern at Imagination Labs

Graphic Design Intern at Landor Associates  
Graphic Design Intern at Newell Rubbermaid  
Graphic Designer at Optimal Solutions  
Graphic Designer/Marketing Specialist at Jaqua  
Realtors  
Graphic/Production Designer at Newell Rubbermaid  
Junior Designer at Moveo  
Legal Assistant at Ward Law  
Marketing Analyst at J.M. Smucker  
Point-of-Sale Graphic Designer at Imperial Beverage  
Self-Employed Freelance Designer  
Self-Employed Photographer  
Self-Employed Visual Artist  
Senior Framer at Michaels  
Store Graphic Artist at Whole Foods Market  
Teacher at Plainwell Community Schools  
Tutor at Sylvan Learning Systems  
Web Content Analyst at WMU

<sup>Δ</sup> Median salary for graduate students is based on the most recent data from 2014–15 graduates, combined with data from 2013–14 graduates which was collected near the time of their graduation. We report two years of salary data together due to low numbers of responses from graduate students.

\*\* Salary data is self-reported and is not fact-checked. Median reported salary ranges are provided for informational purposes only.

# Dance

## Survey Population 2014–15

Students graduating between August 2014 and June 2015 were surveyed.

Bachelor's degree recipients

18

Post-Graduation data was obtained for

14 graduates (78%)

## Post-Graduation Activity 2014–15

64% of graduates were **actively engaged**.\*

	count	percent
Actively Engaged	9	64%
Employed full time	5	36%
Employed part time	2	14%
Continuing education	2	14%

	count	percent
Not Actively Engaged	5	36%
Unemployed and seeking employment	5	36%

## Experiential Education

Students who responded to the survey were asked whether they “participated in an experiential education activity” (such as an internship, co-op, practicum, faculty-directed research, or other work experience related to their field of study) while enrolled at WMU.

While enrolled at WMU, did you participate in an experiential education activity?

**77% Yes**  
(based on 13 responses)

## Sample Job Titles and Employers

5th Grade Teacher  
Company Director at Xtreme Dance Sports  
Dance Instructor/Assistant Rehearsal Director at  
Dancenter North  
Director of Camp Operations at JazzyKat

Kids Club Caregiver at Chicago Athletic Club  
Marketing Assistant at The School at Steps on  
Broadway  
Marketing Assistant at Zoeller Media Sales  
Professional Dancer/Dance Teacher

\* “Active engagement” is defined as any type of employment (including full-time, part-time, or temporary employment, self-employment, and post-graduate internships/fellowships); continuing education; or military service. Categories not included in active engagement are unemployed and seeking employment; not seeking employment; and volunteering.

## Survey Population 2014–15

Students graduating between August 2014 and June 2015 were surveyed. Data was obtained for 74% of all Music graduates.

	Number of graduates	Post-graduation data was obtained for:	
		count	percent
All degree recipients	102	75	74%
Bachelor's degree	73	54	74%
Master's degree	29	21	72%

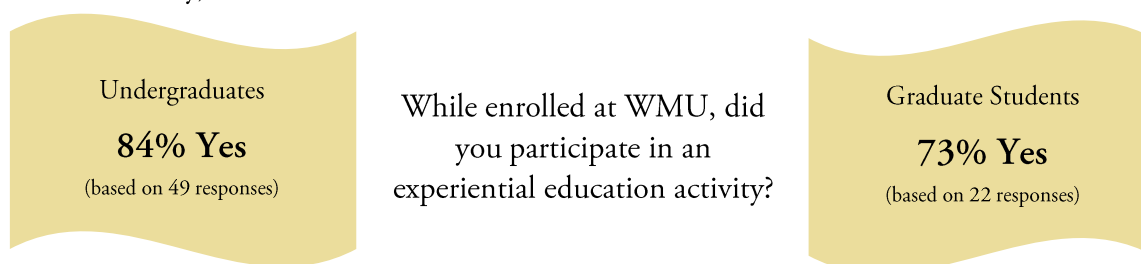
## Post-Graduation Activity 2014–15

89% of undergraduates and 100% of graduate students were **actively engaged**.\*

Undergraduates			Graduate students	
count	percent		percent	count
48	89%	Actively Engaged	100%	21
23	43%	Employed full time	48%	10
7	13%	Employed part time	33%	7
18	33%	Continuing education	19%	4
6	11%	Not Actively Engaged	0%	0
6	11%	Unemployed and seeking employment	0%	0

## Experiential Education

Students who responded to the survey were asked whether they “participated in an experiential education activity” (such as an internship, co-op, practicum, faculty-directed research, or other work experience related to their field of study) while enrolled at WMU.



<sup>‡</sup> Data includes graduates who earned degrees in Music; Music Education; Music Performance; and Music Therapy.

\* “Active engagement” is defined as any type of employment (including full-time, part-time, or temporary employment, self-employment, and post-graduate internships/fellowships); continuing education; or military service. Categories not included in active engagement are unemployed and seeking employment; not seeking employment; and volunteering.



# Music

## Employment Information

Survey respondents who indicated they were employed were asked to provide additional information about their employment, including salary range, job location, a rating of their satisfaction with the job, and the extent to which the job is related to their degree.

Median Salary Ranges\*\*  
(Full-Time Employment)

Undergraduates  
**\$30,000–\$35,000**  
(based on 13 responses)

Graduate students  
**\$42,500–\$47,500**  
(based on 6 responses)



76% located  
in Michigan

(based on 33 responses)

90% reported that their job was **related to their degree**  
(based on 21 responses; includes ratings of 3, 4, and 5 out of 5)

89% said they were **satisfied** with their job  
(based on 18 responses; includes ratings of 3, 4, and 5 out of 5)

## Sample Job Titles and Employers

2LT Music Program Conducting Officer at US Army  
4th/5th Grade Strings Teacher at Foundation  
Academy Charter Schools  
ABA Therapist at Lighthouse Autism Center  
Activities Coordinator/Music Therapist at Clark  
Retirement Community  
Administrative Assistant at Idyllwild Arts Academy  
Associate Choir Director at Mater Dei High School  
Band Director at Muskegon Heights Academy  
Band/Choir Teacher at Cassopolis Public Schools  
Brass Instructor at Kalamazoo Symphony Orchestra  
Cast Member at Disney  
Choir Director at Forest Hills Eastern High School  
Director of Bands at Calabasas School, Santa Cruz AZ  
Director of Bands at Chesaning Union Schools  
Director of Bands at Three Rivers Schools  
Education Assistant at Kzoo Symphony Orchestra  
Founder at Lexcerpts  
French Teacher at Lake Region Union High School  
Guitarist at Royal Caribbean Cruise Line  
Junior Designer at Moveo  
Music and Art Teacher at Allegan Public Schools  
Music Director at Tahquamenon Area Schools  
Music Educator at Vista Del Sur Elementary  
Music Teacher at Wayne–Westland Schools  
Music Therapist at Meaningful Day Services

Music Therapist at MSU Community Music School  
Music Therapist at Music Therapy Services  
Music Therapist at State of Michigan  
Music Therapist at Woodland Correctional Facility  
Music Therapist at Thompson Tutoring  
Music Together Teacher at Joyful Sounds Studio  
Operations Coordinator at The Gilmore Festival  
Orchestral Librarian at Battle Creek Symphony  
Outreach Coordinator at YMCA  
Owner at Southwest Michigan Music Therapy  
Pianist at Iroquois Hotel  
Piano Area Head at Suzuki Academy of Kalamazoo  
Recreation Therapy Specialist at Wedgwood Services  
Self-Employed Accompanist  
Self-Employed Musician, Music Therapist, and Music  
Teacher  
Self-Employed Private Teacher  
Self-Employed Violin/Viola Teacher and Section  
Violinist  
Self-Employed Voice/Piano Instructor, Choir Director  
Singer for Band ‘Outlaws & Angels’  
Substitute Teacher at EDUStaff  
Tenor/Songwriter at Cantus, Conspirare, Esto  
Voice Teacher at Grosse Pointe Music Academy  
Woodwind Instructor/Technician at Crawford  
AuSable School District

\*\* Salary data is self-reported and is not fact-checked. Median reported salary ranges are provided for informational purposes only.

# Theatre

## Survey Population 2014–15

Students graduating between August 2014 and June 2015 were surveyed.

Bachelor's degree recipients

44

Post-Graduation data was obtained for

36 graduates (82%)

## Post-Graduation Activity 2014–15

67% of graduates were **actively engaged**.\*

	count	percent
Actively Engaged	24	67%
Employed full time	12	33%
Employed part time	5	14%
Continuing education	7	19%

	count	percent
Not Actively Engaged	12	33%
Unemployed and seeking employment	9	25%
Not seeking employment	3	8%

## Experiential Education

Students who responded to the survey were asked whether they “participated in an experiential education activity” (such as an internship, co-op, practicum, faculty-directed research, or other work experience related to their field of study) while enrolled at WMU.

While enrolled at WMU, did you participate in an experiential education activity?

**97% Yes**

(based on 35 responses)

## Employment Information

Survey respondents who indicated they were employed were asked to provide additional information about their job, including salary range, job location, and the extent to which the job is related to their degree.

Median Salary Range\*\*  
**\$20,000–\$25,000**

(based on 9 responses;  
full-time employment only)

64% located  
in Michigan

(based on 11 responses)

67% reported that their job was  
**related to their degree**

(based on 9 responses;  
includes ratings of 3, 4, and 5 out of 5)

## Sample Job Titles and Employers

Actor at Paramount Theatre  
Actor at Timberlake Playhouse  
Actor at Windy City Players  
Associate Resident Company Member at Playhouse in  
The Square in Memphis TN  
Box Office Intern at The Glimmerglass Festival  
Group Sales Account Executive at Olympia  
Entertainment: Fox Theatre

Marketing Intern at RSI Logistics  
Master Carpenter at Hope College  
Prince Charming, Jafar, Scar, and US Flynn Rider at  
Disney Cruise Line  
Sales and Promotion Specialist at Zipfizz  
Self-Employed Lighting Designer/Programmer  
Technical Director at NBS Productions

\* “Active engagement” is defined as any type of employment (including full-time, part-time, or temporary employment, self-employment, and post-graduate internships/fellowships); continuing education; or military service. Categories not included in active engagement are unemployed and seeking employment; not seeking employment; and volunteering.

\*\* Salary data is self-reported and is not fact-checked. Median reported salary ranges are provided for informational purposes only.



Western Michigan University  
**Haworth College of Business**  
Post-Graduation Activity Report

---

Accountancy.....	171
Advertising and Promotion.....	173
Business Administration (MBA).....	175
Computer Information Systems.....	177
eBusiness Marketing.....	179
Finance.....	180
Food and Consumer Package Goods Marketing.....	182
Human Resource Management.....	184
Integrated Supply Management.....	186
Management.....	188
Marketing.....	190
Sales and Business Marketing.....	192
Business: Other Majors.....	194

# Haworth College of Business

---

## Survey Population 2014–15

The Post-Graduation Activity Survey was sent to all of the 971 students who earned a degree from the Haworth College of Business between August 2014 and June 2015. Data was obtained for 82.6% of all graduates.

	Number of graduates	Post-graduation data was obtained for:	
		count	percent
All degree recipients	971	802	82.6%
Bachelor's degree	809	657	81.2%
Master's degree	162	145	89.5%

## Post-Graduation Activity 2014–15

92.8% of all responding graduates were **actively engaged** within three months of graduation.\*

	count	percent
Actively Engaged	744	92.8%
Employed full time	646	80.5%
Employed part time	45	5.6%
Continuing education	48	6%
Military service	5	0.6%
Not Actively Engaged	58	7.2%
Unemployed and seeking employment	52	6.5%
Not immediately seeking employment	6	0.7%

---

\* "Active engagement" is defined as any type of employment (including full-time, part-time, or temporary employment, self-employment, and post-graduate internships/fellowships); continuing education; or military service. Categories not included in active engagement are unemployed and seeking employment; not seeking employment; and volunteering.

## Undergraduate Post-Graduation Activity

	count	percent
Actively Engaged*	608	92.5%
Employed full time	515	78.3%
Employed part time	43	6.5%
Continuing education	45	7.0%
Military service	5	0.8%
Not Actively Engaged	49	7.5%
Unemployed and seeking employment	44	6.7%
Not immediately seeking employment	5	0.8

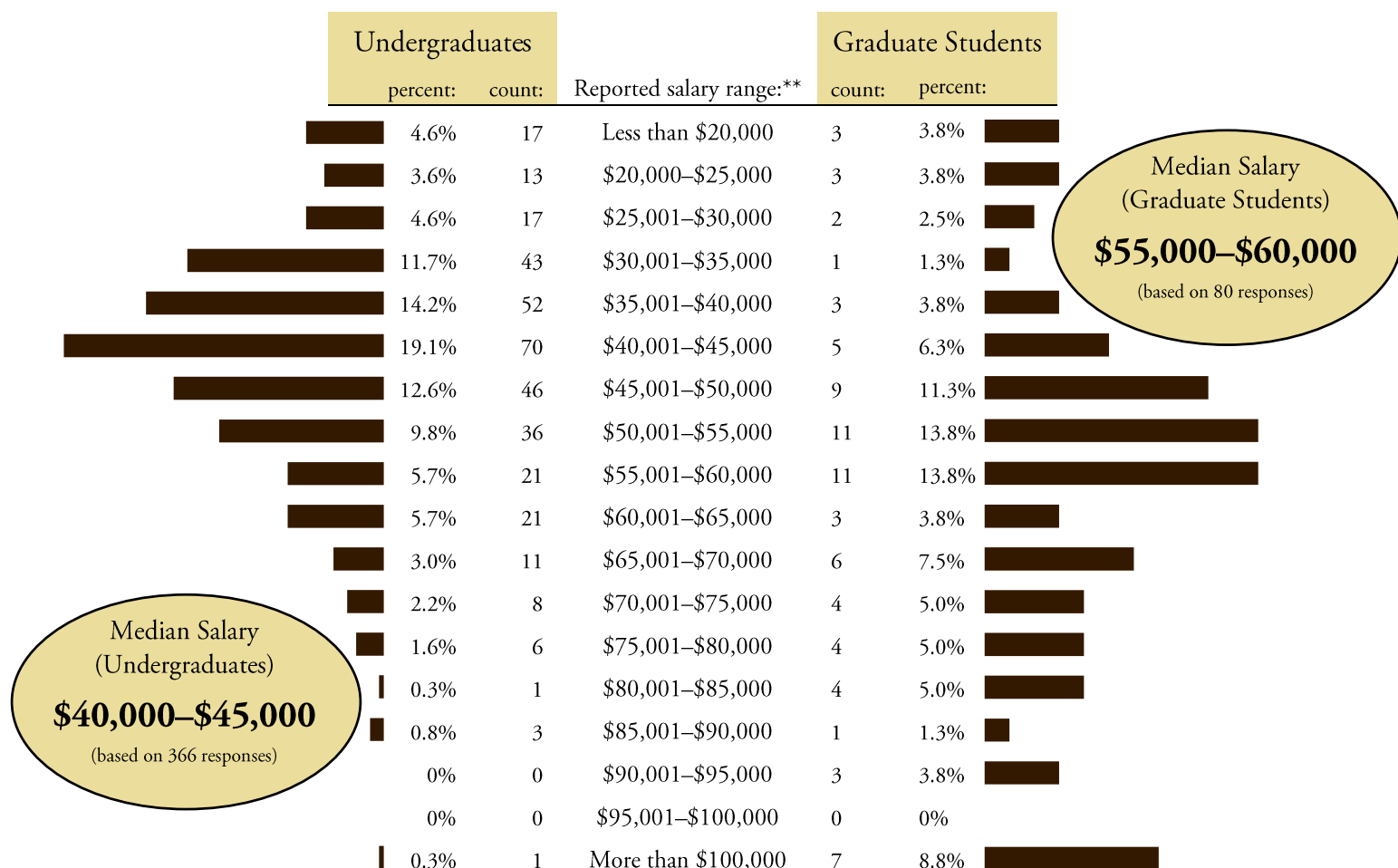
## Graduate (Masters/Doctoral) Post-Graduation Activity

	count	percent
Actively Engaged*	136	93.8%
Employed full time	131	90.3%
Employed part time	2	1.4%
Continuing education	3	2.1%
Not Actively Engaged	9	6.2%
Unemployed and seeking employment	8	5.5%
Not immediately seeking employment	1	0.7%

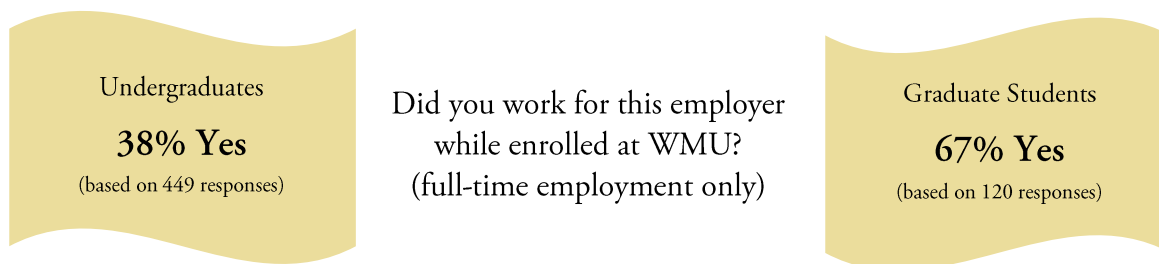
\*“Active engagement” is defined as any type of employment (including full-time, part-time, or temporary employment, self-employment, and post-graduate internships/fellowships); continuing education; or military service. Categories not included in active engagement are unemployed and seeking employment; not seeking employment; and volunteering.

## Employment Information — Salaries

Survey respondents who indicated they were employed were asked to provide additional information about their employment, including salary range. Salaries are reported only for those respondents who say that their employment is **full time** (30 hours or more per week).



Survey respondents who indicated they were employed were asked if the job they report is new to them, or if they worked for the same employer while enrolled at WMU. The majority of graduate students working full time were already working while attending WMU, and stayed with the same employer after graduation. In contrast, the majority of undergraduates working full time only started their job after graduation.



\*\* Salary data is self-reported and is not fact-checked.

## Other Employment Information

Survey respondents were also asked to provide the location of their job, and were asked to rate on a scale of 1 to 5 their satisfaction with the job and the extent to which their job was related to their degree.

Undergraduates	Job information (full-time employment only)	Graduate Students
92% Yes (based on 368 responses)	Job related to your degree ("Yes" includes ratings of 3, 4, and 5 out of 5)	94% Yes (based on 85 responses)
97% Yes (based on 337 responses)	Satisfied with the job ("Yes" includes ratings of 3, 4, and 5 out of 5)	96% Yes (based on 71 responses)
74% Yes (based on 491 responses)	Job located in Michigan	88% Yes (based on 124 responses)

There were 45 respondents working part time (6% of all respondents). These respondents were asked whether they were seeking full-time employment. Of the 18 who answered, 61% said they were seeking full-time employment and 39% said they were not seeking full-time employment.

Respondents  
working part time:  
(based on 18 responses)

**Seeking full-time  
employment: 61%**

**Not seeking full-time  
employment: 39%**

## Experiential Education

Students who responded to the survey were asked whether they "participated in an experiential education activity" (such as an internship, co-op, practicum, faculty-directed research, or other work experience related to their field of study) while enrolled at WMU.

Undergraduates <b>69% Yes</b> (based on 627 responses)	While enrolled at WMU, did you participate in an experiential education activity?	Graduate Students <b>64% Yes</b> (based on 143 responses)
--	---	---

# Accountancy

## Survey Population 2014–15

Students graduating between August 2014 and June 2015 were surveyed. Data was obtained for 77% of all Accountancy graduates.

	Number of graduates	Post-graduation data was obtained for:	
		count	percent
All degree recipients	165	127	77%
Bachelor's degree	121	86	71%
Master's degree	44	41	93%

## Post-Graduation Activity 2014–15

88% of undergraduates and 90% of graduate students were **actively engaged**.\*

Undergraduates			Graduate students	
count	percent		percent	count
76	88%	Actively Engaged	90%	37
53	62%	Employed full time	85%	35
5	6%	Employed part time	0%	0
16	19%	Continuing education	5%	2
2	2%	Military service	0%	0
10	12%	Not Actively Engaged	10%	4
10	12%	Unemployed and seeking employment	10%	4

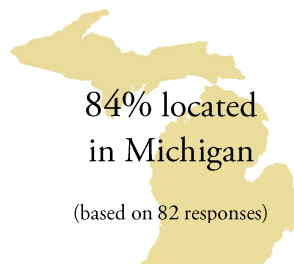
## Employment Information

Survey respondents who indicated they were employed were asked to provide additional information about their employment, including salary range, job location, a rating of their satisfaction with the job, and the extent to which the job is related to their degree.

Median Salary Ranges\*\*  
(Full-Time Employment)

Undergraduates  
**\$42,500–\$47,500**  
(based on 34 responses)

Graduate students  
**\$45,000–\$50,000**  
(based on 23 responses)



96% reported that their job was **related to their degree**  
(based on 57 responses; includes ratings of 3, 4, and 5 out of 5)

100% said they were **satisfied** with their job  
(based on 44 responses; includes ratings of 3, 4, and 5 out of 5)

\* "Active engagement" is defined as any type of employment (including full-time, part-time, or temporary employment, self-employment, and post-graduate internships/fellowships); continuing education; or military service. Categories not included in active engagement are unemployed and seeking employment; not seeking employment; and volunteering.

\*\* Salary data is self-reported and is not fact-checked. Median reported salary ranges are provided for informational purposes only.



# Accountancy

## Experiential Education

Students who responded to the survey were asked whether they “participated in an experiential education activity” (such as an internship, co-op, practicum, faculty-directed research, or other work experience related to their field of study) while enrolled at WMU.

Undergraduates

**66% Yes**

(based on 87 responses)

While enrolled at WMU, did  
you participate in an  
experiential education activity?

Graduate Students

**76% Yes**

(based on 42 responses)

## Sample Job Titles and Employers

Account Analyst at Mercedes-Benz Financial Services  
Account Payable Clerk at ZTE USA  
Accountant at BDO USA, LLP  
Accountant at Biocrede  
Accountant at China Civil Engineering Group  
Accountant at H&S Companies  
Accountant at Hi-Lex Controls  
Accountant at mPower Innovations  
Accountant at Rowley, Bushue & Company  
Accountant at Valley Oak Financial  
Accounting Associate at American International Foods  
Accounting Clerk at Bleistahl North America  
Accounting Staff at Vertex Management  
Accounts Payable Associate at Avfuel  
Accounts Payable Associate at Wirtz Beverage Group  
Administrative Assistant at Zhang Financial  
Associate Accountant at Dow Chemical  
Assurance Associate at Plante Moran  
Assurance Associate at PricewaterhouseCoopers  
Assurance Staff at Ernst & Young  
Auditing at Unified Examiners  
Auditor 9 at the State of Michigan Office of the  
Auditor General  
Auditor at Rehmann  
Auditor/CPA at Crowe Horwath  
CFO at I-Deal Optics Holdings  
Compliance Specialist at Omni Credit Union  
Controller in Training at Serra Automotive  
Cost Analyst Associate at Parker Hannifin  
Data Integrity Analyst at American Axle  
Default Specialist at PNC Bank  
Distributor Reporting Coordinator at Stryker

E-3 and Advanced Electronic Computer Field  
E-3 CTN US Navy  
Finance Analyst at 3Eye Technologies  
Finance Development Program at Whirlpool  
Financial Analyst at Stryker  
Financial Planning Senior Analyst at Eaton  
Functional Consultant at Oracle  
Income Audit Supervisor at FireKeepers Casino Hotel  
Manager at Gull Lake View Golf Club and Resort  
Manufacturers' Representative at AutoRep Sales  
Payroll Processor at Davis and Associates Accounting  
Product Costing Analyst at Dart Container  
Profit Planning Specialist at Denso  
Reporting Accountant at University of Michigan  
Retirement Plan Service Representative at Gasaway  
Scan Based Trade Analyst at Perfection Bakeries  
Senior Administrative Assistant at WMU  
Software Asset Analyst at Zoetis  
Staff Accountant at Bottleneck Management  
Staff Accountant at Brink, Key & Chludzinski  
Staff Accountant at Cole Gavlas  
Staff Accountant at Gordon Advisors  
Staff Accountant at Great Expressions Dental Centers  
Staff Accountant at Jansen Valk Thompson Reahm  
Staff Accountant at Mayville Engineering  
Staff Accountant at Plante Moran  
Staff Accountant at Ullrey & Company  
Staff Auditor at Plante Moran  
Tax Accountant at Plante Moran  
Tax Associate at KPMG US  
Tax Associate at PricewaterhouseCoopers  
Tax Services at PricewaterhouseCoopers

# Advertising and Promotion

## Survey Population 2014–15

Students graduating between August 2014 and June 2015 were surveyed. Data was obtained for 96% of all Advertising and Promotion graduates.

Bachelor's degree recipients

26

Post-Graduation data was obtained for

25 graduates (96%)

## Post-Graduation Activity 2014–15

100% of graduates were **actively engaged**.\*

	count	percent
Actively Engaged	25	100%
Employed full time	22	88%
Employed part time	1	4%
Continuing education	2	8%

## Experiential Education

Students who responded to the survey were asked whether they “participated in an experiential education activity” (such as an internship, co-op, practicum, faculty-directed research, or other work experience related to their field of study) while enrolled at WMU.

While enrolled at WMU, did  
you participate in an  
experiential education activity?

**96% Yes**  
(based on 25 responses)

\* “Active engagement” is defined as any type of employment (including full-time, part-time, or temporary employment, self-employment, and post-graduate internships/fellowships); continuing education; or military service. Categories not included in active engagement are unemployed and seeking employment; not seeking employment; and volunteering.

# Advertising and Promotion

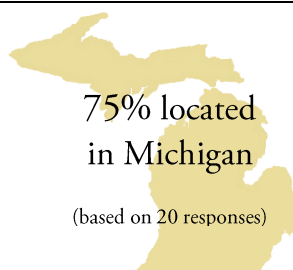
## Employment Information

Survey respondents who indicated they were employed were asked to provide additional information about their employment, including salary range, job location, a rating of their satisfaction with the job, and the extent to which the job is related to their degree.

Median Salary Range\*\*  
(Full-Time Employment)

**\$30,000–\$35,000**

(based on 18 responses)



89% reported that their job was **related to their degree**  
(based on 18 responses; includes ratings of 3, 4, and 5 out of 5)

100% said they were **satisfied** with their job  
(based on 18 responses; includes ratings of 3, 4, and 5 out of 5)

## Sample Job Titles and Employers

Advertising Project Manager at Creative Circle  
Assistant Account Executive at Team Detroit  
Assistant Account Executive at Universal McCann  
Assistant Account Manager at VML  
Assistant Brand Planner at Carat/The Story Lab  
Assistant Reporting Media Planner at Duffey Petrosky  
Associate Recruiter at Signature Consultants  
Associate at Universal McCann  
Automotive Account Executive at MLive Media Group  
Business Development Associate at PolyVista  
Digital Marketing Consultant at Shift Digital  
Digital Media Specialist at Vail  
Event Planner at The Intersection  
Event Planning at The Moveable Feast  
Executive Team Lead at Target  
Field Sales Representative at MAX Technical Sales  
International Account Executive at Mediabrand Publishing

Junior Advertising Project Manager at Leo Burnett Worldwide  
Junior Art Director/Production Artist at Real Integrated  
Marketing and Event Coordinator at Wiley's Finest Alaskan Fish Oil  
Marketing Coordinator Associate at Lakeview Hills Golf Resort  
Marketing Intern at Queer Theatre Kalamazoo  
Media Associate at Starcom MediaVest Group  
Media Sales Assistant at Cox Media Group  
Media Strategist at Omnicom Media Group  
Programmatic Advertising Analyst at Spark SMG  
Programmatic Analyst at DigitasLBi  
Self-Employed Hair Blogger/Vlogger at Nae2Curly  
SEO Analyst at Leo Burnett Worldwide

\*\* Salary data is self-reported and is not fact-checked. Median reported salary ranges are provided for informational purposes only.

# Business Administration (MBA)

## Survey Population 2014–15

Students graduating between August 2014 and June 2015 were surveyed. Data was obtained for 89% of all Business Administration (MBA) graduates.

Master's degree recipients

118

Post-Graduation data was obtained for

105 graduates (89%)

## Post-Graduation Activity 2014–15

94% of graduates were **actively engaged**.\*

	count	percent
Actively Engaged	99	94%
Employed full time	96	91%
Employed part time	2	2%
Continuing education	1	1%
Not Actively Engaged	6	6%
Unemployed and seeking employment	5	5%
Not immediately seeking employment	1	1%

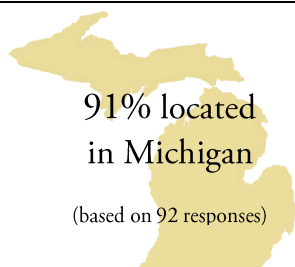
## Employment Information

Survey respondents who indicated they were employed were asked to provide additional information about their employment, including salary range, job location, a rating of their satisfaction with the job, and the extent to which the job is related to their degree.

Median Salary Range\*\*  
(Full-Time Employment)

**\$65,000–\$70,000**

(based on 57 responses)



92% reported that their job was **related to their degree**

(based on 61 responses; includes ratings of 3, 4, and 5 out of 5)

94% said they were **satisfied** with their job

(based on 52 responses; includes ratings of 3, 4, and 5 out of 5)

\* "Active engagement" is defined as any type of employment (including full-time, part-time, or temporary employment, self-employment, and post-graduate internships/fellowships); continuing education; or military service. Categories not included in active engagement are unemployed and seeking employment; not seeking employment; and volunteering.

\*\* Salary data is self-reported and is not fact-checked. Median reported salary ranges are provided for informational purposes only.

# Business Administration (MBA)

## Experiential Education

Students who responded to the survey were asked whether they “participated in an experiential education activity” (such as an internship, co-op, practicum, faculty-directed research, or other work experience related to their field of study) while enrolled at WMU.

While enrolled at WMU, did you participate in an experiential education activity?

**59% Yes**  
(based on 101 responses)

## Sample Job Titles and Employers

Account Consultant at Cardinal Health  
Accountant at G.A. Richards Group  
Accountant at Tillers International  
Accounts Receivable Specialist at TH Plastics  
Assistant Director at WMU  
Assistant to Director at Chain Drug Marketing  
Associate Manager at Kellogg  
Associate Portfolio Manager at Northern Trust  
Auto Physical Damage Adjuster at Farmers Insurance  
Brand Manager at Kellogg  
Business Intelligence and Global IT at Stryker  
Chief Operating Officer at Properties Management  
Client Manager at Nielsen  
Community Development Manager at Experience GR  
Compensation Analyst at Stryker  
Consultant at TEKSsystems  
Consulting Specialist at Gabinete de Coordinación de Políticas Sociales, Dominican Republic  
Coordinator of Medical Records at Unified Clinics  
Customer Support Representative at Hainan Airline  
Design Engineer at GE  
Director, Pharmacy Managed Care at Meijer  
Director at Aramark Healthcare  
Director of Marketing at Newmind Group  
Director of Operations at Spectrum Health  
Director of Retail Strategy at Lake MI Credit Union  
Encapsulation Engineer at Perrigo  
Engineering Manager at Eaton  
Engineering Sub-Section Manager at GE Aviation  
Financial Advisor at Taos Global Group  
Financial Analyst at Kellogg  
Financial Institution Examiner at State of Michigan  
Financial Systems Supervisor at Kalamazoo County  
First Officer at Skywest Airlines  
Forecast Analyst at Gordon Food Service  
General Accountant at Tubelite  
Global Trade Analyst at Amway  
Insurance Agent at Cottingham Agency

IT Process Manager at Sensormatic Dominicana  
Lean Manufacturing Engineer at Summit Polymers  
Loss and Fraud Analyst at PNC Bank  
Manager, Global Brand Communications at Steelcase  
Manager at Blue Care Network  
Marketing Specialist at Whirlpool  
Metrics Analyst at PNC Bank  
National Account Manager at Dart Container  
National Account Manager at Verizon Wireless  
Navigation Data Analyst at GE Aviation  
Operation Manager at Pacific Rim Foods  
Operations Financial Analyst III at Perrigo  
Patient Finance System Specialist at Spectrum Health  
Plant Quality Manager at Parker Hannifin  
Portfolio Manager at Fifth Third Bank  
Process Improvement Lead at Otsego Paper  
Program Manager at Ford  
Project Manager at Dow Chemical  
Project Manager at Spectrum Health  
Quality Engineer at Summit Polymers  
Relationship Service Coordinator at Greenleaf Trust  
Sales, Account Manager at Wyalda Packaging  
Scientist at Thermo Fisher Scientific  
Self-Employed Human Intelligence Worker  
Senior Account Manager at Edify North  
Senior Accountant at Jansen Valk Thompson Reahm  
Senior Accountant at Parker Hannifin  
Senior Analyst at Eaton  
Senior Buyer/Planner at Parker Aerospace  
Senior Engineering & Operations Manager at Stryker  
Senior Financial Analyst at Magna Mirrors  
Senior Pricing Analyst at Stryker  
Senior Reimbursement Analyst at Spectrum Health  
Supply Chain Analyst at Stryker  
Territory Manager at Mohawk Industries  
Underwriter II at United Shore  
Vice President of Sales at McKesson

# Computer Information Systems

## Survey Population 2014–15

Students graduating between August 2014 and June 2015 were surveyed. Data was obtained for 80% of all Computer Information Systems graduates.

Bachelor's degree recipients

**61**

Post-Graduation data was obtained for

**49 graduates (80%)**

## Post-Graduation Activity 2014–15

88% of graduates were **actively engaged**.\*

	count	percent
Actively Engaged	43	88%
Employed full time	39	80%
Employed part time	1	2%
Continuing education	1	2%
Military service	2	4%
Not Actively Engaged	6	12%
Unemployed and seeking employment	6	12%

## Experiential Education

Students who responded to the survey were asked whether they “participated in an experiential education activity” (such as an internship, co-op, practicum, faculty-directed research, or other work experience related to their field of study) while enrolled at WMU.

While enrolled at WMU, did  
you participate in an  
experiential education activity?

**76% Yes**  
(based on 42 responses)

\* “Active engagement” is defined as any type of employment (including full-time, part-time, or temporary employment, self-employment, and post-graduate internships/fellowships); continuing education; or military service. Categories not included in active engagement are unemployed and seeking employment; not seeking employment; and volunteering.

# Computer Information Systems

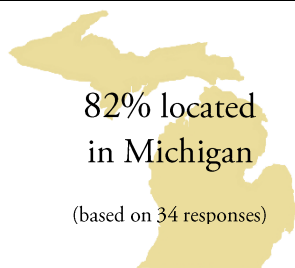
## Employment Information

Survey respondents who indicated they were employed were asked to provide additional information about their employment, including salary range, job location, a rating of their satisfaction with the job, and the extent to which the job is related to their degree.

Median Salary Range\*\*  
(Full-Time Employment)

**\$45,000–\$50,000**

(based on 29 responses)



96% reported that their job was **related to their degree**  
(based on 28 responses; includes ratings of 3, 4, and 5 out of 5)

100% said they were **satisfied** with their job  
(based on 25 responses; includes ratings of 3, 4, and 5 out of 5)

## Sample Job Titles and Employers

2LT US Army  
Associate Applications Engineer at Steelcase  
Associate Database and SAP Administrator at Steelcase  
Associate IT Operations Analyst at Kellogg  
Associate Software Developer at Auto-Owners  
Insurance  
Associate Technical Analyst at Consumers Energy  
Branch Manager at Johnson Agency  
Cost Analyst Associate at Parker Hannifin  
Database Administrator/Analyst at WMU Facilities  
Management IT  
Engineer at ITS Partners  
Functional Consultant at Oracle  
Global Purchasing and Supply Chain at General  
Motors  
Helpdesk Analyst at Foss Maritime  
IT Specialist at Scott Felder Homes  
IT Technician at Bell's Brewery

Junior Application Developer at CGI Federal  
Junior Business Analyst at Stryker  
Lending Services Default Specialist III at PNC Bank  
Line Service Technician at South Haven Regional  
Airport  
Logistics Analyst at Sumika Polymers North America  
Malware/Site Analyst at The Media Trust  
Mobile Developer at SalesPad  
Professional Technical Support at CSC  
Program Analyst at the Defense Logistics Agency  
Recruiter at Swoon Technology Resources  
Sales and Marketing Associate at HMScreening  
Systems Analyst at Streamline Healthcare Solutions  
Technical Business Analyst I at Bronson  
Technician at RX Optical  
Technology Services Engineer at EStreet  
Communications

\*\* Salary data is self-reported and is not fact-checked. Median reported salary ranges are provided for informational purposes only.

# eBusiness Marketing

## Survey Population 2014–15

Students graduating between August 2014 and June 2015 were surveyed.

Bachelor's degree recipients

13

Post-Graduation data was obtained for

10 graduates (77%)

## Post-Graduation Activity 2014–15

90% of graduates were **actively engaged**.\*

	count	percent
Actively Engaged	9	90%
Employed full time	7	70%
Continuing education	2	20%

	count	percent
Not Actively Engaged	1	10%
Unemployed and seeking employment	1	10%

## Experiential Education

Students who responded to the survey were asked whether they “participated in an experiential education activity” (such as an internship, co-op, practicum, faculty-directed research, or other work experience related to their field of study) while enrolled at WMU.

While enrolled at WMU, did you participate in an experiential education activity?

**64% Yes**

(based on 11 responses)

## Employment Information

Survey respondents who indicated they were employed were asked to provide additional information about their job, including salary range, job location, and the extent to which the job is related to their degree.

100% located  
in Michigan

(based on 6 responses)

## Sample Job Titles and Employers

Account Executive at Zones  
Customer Marketing at Kellogg  
Email Marketing Coordinator at Notions Marketing  
Intern CORE Communications at Quicken Loans  
Prepress Specialist at EPI Marketing Services

Sales Executive at MSDSonline  
Self-Employed Digital Marketing Consultant  
Social Media Manager at NMS Healthcare  
Traffic Coordinator at Comcast Spotlight

\* “Active engagement” is defined as any type of employment (including full-time, part-time, or temporary employment, self-employment, and post-graduate internships/fellowships); continuing education; or military service. Categories not included in active engagement are unemployed and seeking employment; not seeking employment; and volunteering.



## Finance

### Survey Population 2014–15

Students graduating between August 2014 and June 2015 were surveyed. Data was obtained for 72% of all Finance graduates.

Bachelor's degree recipients

92

Post-Graduation data was obtained for

66 graduates (72%)

### Post-Graduation Activity 2014–15

89% of graduates were **actively engaged**.\*

	count	percent
Actively Engaged	59	89%
Employed full time	46	70%
Employed part time	4	6%
Continuing education	9	14%
Not Actively Engaged	7	11%
Unemployed and seeking employment	5	8%
Not immediately seeking employment	2	3%

### Experiential Education

Students who responded to the survey were asked whether they “participated in an experiential education activity” (such as an internship, co-op, practicum, faculty-directed research, or other work experience related to their field of study) while enrolled at WMU.

While enrolled at WMU, did  
you participate in an  
experiential education activity?

**61% Yes**  
(based on 57 responses)

\* “Active engagement” is defined as any type of employment (including full-time, part-time, or temporary employment, self-employment, and post-graduate internships/fellowships); continuing education; or military service. Categories not included in active engagement are unemployed and seeking employment; not seeking employment; and volunteering.

# Finance

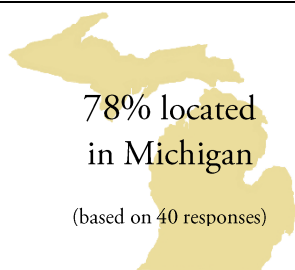
## Employment Information

Survey respondents who indicated they were employed were asked to provide additional information about their employment, including salary range, job location, a rating of their satisfaction with the job, and the extent to which the job is related to their degree.

Median Salary Range\*\*  
(Full-Time Employment)

**\$40,000–\$45,000**

(based on 23 responses)



91% reported that their job was **related to their degree**  
(based on 23 responses; includes ratings of 3, 4, and 5 out of 5)

90% said they were **satisfied** with their job  
(based on 20 responses; includes ratings of 3, 4, and 5 out of 5)

## Sample Job Titles and Employers

Account Manager at Optio Data  
Administrative Assistant/Project Accountant at Moore  
Electrical Service  
Billing Specialist at Holland Home Inspections  
Business Development Representative at NetSuite  
Business Metrics Analyst at Quicken Loans  
Cash Flow Insight Specialist at PNC Bank  
Claims Assistant at Frankenmuth Mutual Insurance  
Committee Member at Project ONE  
Compliance Specialist at OMNI Community Credit  
Union  
Consumer Risk Analyst at Ally Financial Services  
Corps Member at City Year  
Cost Control Coordinator at Walbridge  
Customer Care at PNC Bank  
Financial Analyst at Hewlett Packard Enterprise  
Financial Analyst at MarketSource  
Financial Planner at The Retirement Wealth  
Management  
Financial Services Representative at Educational  
Community Credit Union  
Functional Consultant at Oracle  
Group Sales Manager at Bass Pro Shops

Investment Service at Kellogg Community Credit  
Union  
Junior Analyst at Greenleaf Trust  
Lease Operation Specialist at Ally Financial  
Liability Claims Adjuster at Cherokee Insurance  
Logistics Coordinator at MidLink Logistics  
Manufacturers' Representative at AutoRep Sales  
Marketing and Directing Manager at American  
Diamond Importers  
Marketing Database Specialist at Four Winds Casino  
Merchandise Analyst at Kohl's  
Mortgage Banker at Quicken Loans  
Owner at Mite-E Exterminating  
Personal Banker at JPMorgan Chase  
Sales at Command Transportation  
Shared Service Specialist at Whirlpool  
Staff Accountant at Southwestern Michigan College  
Staff at Plante Moran  
Student Recruiter at Northwestern Mutual  
Tax Associate at KPMG US  
Team Assistant at Central Bank, Dominican Republic  
Wealth Management Advisor at Plante Moran

\*\* Salary data is self-reported and is not fact-checked. Median reported salary ranges are provided for informational purposes only.

# Food and Consumer Package Goods Marketing

## Survey Population 2014–15

Students graduating between August 2014 and June 2015 were surveyed. Data was obtained for 90% of all Food and Consumer Package Goods Marketing graduates.

Bachelor's degree recipients

49

Post-Graduation data was obtained for

44 graduates (90%)

## Post-Graduation Activity 2014–15

93% of graduates were **actively engaged**.\*

	count	percent
Actively Engaged	41	93%
Employed full time	37	84%
Employed part time	2	5%
Continuing education	2	5%
Not Actively Engaged	3	7%
Unemployed and seeking employment	3	7%

## Experiential Education

Students who responded to the survey were asked whether they “participated in an experiential education activity” (such as an internship, co-op, practicum, faculty-directed research, or other work experience related to their field of study) while enrolled at WMU.

While enrolled at WMU, did  
you participate in an  
experiential education activity?

**98% Yes**

(based on 40 responses)

\* “Active engagement” is defined as any type of employment (including full-time, part-time, or temporary employment, self-employment, and post-graduate internships/fellowships); continuing education; or military service. Categories not included in active engagement are unemployed and seeking employment; not seeking employment; and volunteering.

# Food and Consumer Package Goods Marketing

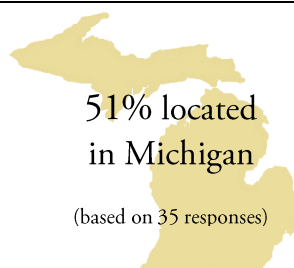
## Employment Information

Survey respondents who indicated they were employed were asked to provide additional information about their employment, including salary range, job location, a rating of their satisfaction with the job, and the extent to which the job is related to their degree.

Median Salary Range\*\*  
(Full-Time Employment)

**\$40,000–\$45,000**

(based on 30 responses)



100% reported that their job was **related to their degree**  
(based on 28 responses; includes ratings of 3, 4, and 5 out of 5)

100% said they were **satisfied** with their job  
(based on 27 responses; includes ratings of 3, 4, and 5 out of 5)

## Sample Job Titles and Employers

Assistant Category Analyst at Constellation Brands  
Associate Business Development Manager at Daymon  
Worldwide  
Business Development Specialist at Advantage Sales  
and Marketing  
Category Analysis at S.C. Johnson  
Category Leadership Analyst at Kraft Heinz  
Category Management Analyst at Chattem  
Category Management and Trade Solutions at S.C.  
Johnson  
Category Manager at Advantage Sales and Marketing  
Consumer Product Sales Representative at Hormel  
Foods  
Director of Marketing Michigan at Forensic Fluids  
Laboratories  
Emerging Leader Program Associate at KeHE  
Distributors  
Executive Secretary, Advanced Innovation at Kellogg  
Field Sales Representative at Kind Healthy Snacks  
Inventory Control Analyst at Meijer  
Management Trainee at Jewel-Osco

Manager at Kroger  
Marketing Analyst at J.M. Smucker  
Merchandise Associate at Meijer  
Operations Supervisor at PepsiCo  
Planner/Scheduler at Parker Hannifin  
Pricing Analyst at KeHE Distributors  
Procurement Operations Coordinator at Kellogg  
Retail Development Program at Abbott Nutrition  
Retail Sales Representative at Hershey  
Retail Sales Representative at Kellogg  
Sales and Marketing Analyst at Kar's Nuts  
Sales Associate at Mondelez International  
Sales Associate at PepsiCo  
Sales Consultant at Great Lakes Wine and Spirits  
Space Management Analyst at Kellogg

\*\* Salary data is self-reported and is not fact-checked. Median reported salary ranges are provided for informational purposes only.

# Human Resource Management

## Survey Population 2014–15

Students graduating between August 2014 and June 2015 were surveyed. Data was obtained for 81% of all Human Resource Management graduates.

Bachelor's degree recipients

58

Post-Graduation data was obtained for

47 graduates (81%)

## Post-Graduation Activity 2014–15

94% of graduates were **actively engaged**.\*

	count	percent
Actively Engaged	44	94%
Employed full time	36	77%
Employed part time	4	9%
Continuing education	4	9%
Not Actively Engaged	3	6%
Unemployed and seeking employment	3	6%

## Experiential Education

Students who responded to the survey were asked whether they “participated in an experiential education activity” (such as an internship, co-op, practicum, faculty-directed research, or other work experience related to their field of study) while enrolled at WMU.

While enrolled at WMU, did  
you participate in an  
experiential education activity?

**57% Yes**

(based on 51 responses)

\* “Active engagement” is defined as any type of employment (including full-time, part-time, or temporary employment, self-employment, and post-graduate internships/fellowships); continuing education; or military service. Categories not included in active engagement are unemployed and seeking employment; not seeking employment; and volunteering.

# Human Resource Management

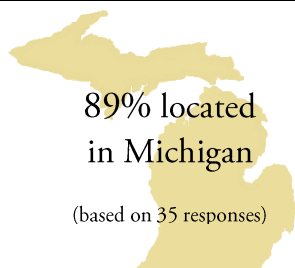
## Employment Information

Survey respondents who indicated they were employed were asked to provide additional information about their employment, including salary range, job location, a rating of their satisfaction with the job, and the extent to which the job is related to their degree.

Median Salary Range\*\*  
(Full-Time Employment)

**\$30,000–\$35,000**

(based on 25 responses)



96% reported that their job was **related to their degree**  
(based on 27 responses; includes ratings of 3, 4, and 5 out of 5)

96% said they were **satisfied** with their job  
(based on 25 responses; includes ratings of 3, 4, and 5 out of 5)

## Sample Job Titles and Employers

Accounting Associate at American International Foods  
Assistant Manager at Pogoda Management  
Campus Field Staff at CRU (Campus Crusaders for Christ)  
Campus Recruiter at Northwestern Mutual  
Commercial Recruiter at Impact Management Services  
Contract HR Generalist at Kellogg  
Director of Business Development at EPI Marketing  
HR Coordinator at Benteler Automotive  
HR Generalist at Humphrey Products  
HR Generalist at JBS USA  
HR Generalist at Custom Profile  
HR Generalist I at Raymer  
HR Management at Target  
HR Manager at Alamo Nursing Home  
HR Administrator at StructureTec  
HR Intern at Sturgis Molded Products  
HR Intern at Thermo Fisher Scientific  
HR Representative at Total Plastics  
Intern at Request Foods  
Junior Recruiter at D. Diversified Services

Labor Relations Representative at AAM  
Lead Customer Service Representative at Fifth Third Bank  
Manager at CEC Entertainment  
Manager at Stadium Discount Liquor and Wine  
Manager Trainee at PNC Bank  
Payroll Administrator at Schupan & Sons  
Procurement and Production Field Representative/Food Safety Coordinator at Premier Melon  
Re-Certification Specialist at Lockhart Management and Consulting  
Recruiter at Epitec  
Recruiter at Pro Services  
Recruiter at Swoon Technology Resources  
Recruiter at Workforce Employment Specialists  
Recruitment Coordinator at AMN Healthcare  
Store Manager at Firestone  
Strategic Delivery Recruiter at Aerotek  
Training Specialist at ECCU  
Transfer Pricing Specialist at Dow Chemical

\*\* Salary data is self-reported and is not fact-checked. Median reported salary ranges are provided for informational purposes only.

# Integrated Supply Management

## Survey Population 2014–15

Students graduating between August 2014 and June 2015 were surveyed. Data was obtained for 90% of all Integrated Supply Management graduates.

Bachelor's degree recipients

92

Post-Graduation data was obtained for

83 graduates (90%)

## Post-Graduation Activity 2014–15

90% of graduates were **actively engaged**.\*

	count	percent
Actively Engaged	75	90%
Employed full time	73	88%
Employed part time	0	0%
Continuing education	2	2%
Not Actively Engaged	8	10%
Unemployed and seeking employment	7	8%
Not immediately seeking employment	1	1%

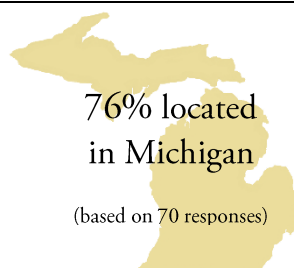
## Employment Information

Survey respondents who indicated they were employed were asked to provide additional information about their employment, including salary range, job location, a rating of their satisfaction with the job, and the extent to which the job is related to their degree.

Median Salary Range\*\*  
(Full-Time Employment)

**\$50,000–\$55,000**

(based on 58 responses)



95% reported that their job was **related to their degree**  
(based on 56 responses; includes ratings of 3, 4, and 5 out of 5)

96% said they were **satisfied** with their job  
(based on 53 responses; includes ratings of 3, 4, and 5 out of 5)

\* "Active engagement" is defined as any type of employment (including full-time, part-time, or temporary employment, self-employment, and post-graduate internships/fellowships); continuing education; or military service. Categories not included in active engagement are unemployed and seeking employment; not seeking employment; and volunteering.

\*\* Salary data is self-reported and is not fact-checked. Median reported salary ranges are provided for informational purposes only.

# Integrated Supply Management

## Experiential Education

Students who responded to the survey were asked whether they “participated in an experiential education activity” (such as an internship, co-op, practicum, faculty-directed research, or other work experience related to their field of study) while enrolled at WMU.

While enrolled at WMU, did you participate in an experiential education activity?

**99% Yes**  
(based on 76 responses)

## Sample Job Titles and Employers

Aftermarket Customer Scheduling at Eaton  
Associate IT Operations Analyst at Kellogg  
Associate Manager, Capacity Planning at Kellogg  
Buyer at Flowserve  
Buyer at Ford  
Buyer at Honda  
Category Analysis at S.C. Johnson  
Consultant at Auditrac  
Cost Planning Specialist at Denso  
Customer Service Management at PulteGroup  
Customer Supply Chain Representative at Mars Petcare  
Dispatch at RSVP International Logistics  
Energy-Smart Buildings Technician/System Integrator at CBRE Commercial Real Estate Services  
Functional Consultant at Oracle  
Global Forwarding Agent at C.H. Robinson  
Global Purchasing and Supply Chain at General Motors  
Indirect Buyer at Yanfeng USA  
Indirect MRO Buyer at Whirlpool  
Industrial Engineer at Denso  
Inside Sales Representative at UPS  
Inventory Control Analyst at Meijer  
IT Applications and Optimization at Patriot Solar Group  
Lead Visual Designer at ProQuest  
Leadership Development Program, ISM at Textron  
Logistics Analyst at Sumika Polymers North America  
Logistics Coordinator at MidLink Logistics  
Material Flow Process Engineer at Kenworth Truck  
Material Planner at Flowserve  
Material Planning Specialist at Denso  
Materials Analyst at Brembo North America  
Materials Planner at Jabil Circuit  
Materials Support Engineer at Gentex

Operations Coordinator at Kellogg  
Procurement Agent at Boeing  
Procurement Technician at Pfizer  
Production Purchasing at Ford  
Production Supervisor at Detroit Diesel  
Project Coordinator at Kreis, Enderle, Hudgins & Borsos  
Project GIS Analyst at Kohler  
Project Manager at Woolf Aircraft Products  
Purchasing Analyst at Detroit Manufacturing Systems  
Purchasing FCG at Ford  
Purchasing Specialist at Pettibone  
Replenishment Analyst at Viking  
Rotational — AERO/DP at Honeywell (Aerospace Division)  
Sales and Marketing Analyst at Kar's Nuts  
Sourcing Specialist at Whirlpool  
Subcontract Administrative Associate at Lockheed Martin  
Supplier Quality Engineer at General Motors  
Supplier Sourcing Specialist at Navistar  
Supply Chain Analyst at Lacks Trim Systems  
Supply Chain Commodity Specialist at Haworth  
Supply Chain Data Analyst at Applied Industrial Technologies  
Supply Chain Developmental Program at Swagelok  
Supply Chain Intern at Parker Aerospace  
Supply Chain Management Specialist at Kohler  
Supply Chain Planner/Scheduler at Emerald  
Supply Chain/Safety Manager at Northern United Brewing  
Third-Party Purchaser at AGCO  
TRACK Associate at General Motors  
Warehouse Manager at TEAM Warehouse



# Management

## Survey Population 2014–15

Students graduating between August 2014 and June 2015 were surveyed. Data was obtained for 75% of all Management graduates.

Bachelor's degree recipients

127

Post-Graduation data was obtained for

95 graduates (75%)

## Post-Graduation Activity 2014–15

98% of graduates were **actively engaged**.\*

	count	percent
Actively Engaged	93	98%
Employed full time	73	77%
Employed part time	11	12%
Continuing education	8	8%
Military service	1	1%
Not Actively Engaged	2	2%
Unemployed and seeking employment	2	2%

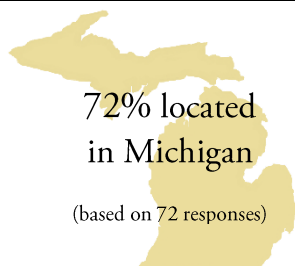
## Employment Information

Survey respondents who indicated they were employed were asked to provide additional information about their employment, including salary range, job location, a rating of their satisfaction with the job, and the extent to which the job is related to their degree.

Median Salary Range\*\*  
(Full-Time Employment)

**\$40,000–\$45,000**

(based on 51 responses)



85% reported that their job was **related to their degree**

(based on 54 responses; includes ratings of 3, 4, and 5 out of 5)

90% said they were **satisfied** with their job

(based on 50 responses; includes ratings of 3, 4, and 5 out of 5)

\* "Active engagement" is defined as any type of employment (including full-time, part-time, or temporary employment, self-employment, and post-graduate internships/fellowships); continuing education; or military service. Categories not included in active engagement are unemployed and seeking employment; not seeking employment; and volunteering.

\*\* Salary data is self-reported and is not fact-checked. Median reported salary ranges are provided for informational purposes only.

# Management

## Experiential Education

Students who responded to the survey were asked whether they “participated in an experiential education activity” (such as an internship, co-op, practicum, faculty-directed research, or other work experience related to their field of study) while enrolled at WMU.

While enrolled at WMU,  
did you participate in  
an experiential  
education activity?

**60% Yes**  
(based on 87 responses)

## Sample Job Titles and Employers

Account Manager at C.H. Robinson  
Account Specialist at Rock Connections  
Administrative Assistant at WMU  
Administrator, Project Support at the Riyadh Metro Project  
APD Claims Representative at Hastings Mutual Insurance  
Assistant Manager at Celebration Cinema  
Carrier Sales Representative at Redwood Logistics  
Chemical Coordinator at Pfizer  
Constituent Service Representative at the U.S. House of Representatives  
Corporate Relationship Officer at AlRajhi Bank  
Corporate Trainer at Frontier Promotions  
Customer Relations Manager at Whirlpool  
Customer Relations Representative at Southwest Airlines  
Deputy Clerk at Village of Richland  
Director of Administration at Chicago Preschool Academy  
Director of Operations at WSI Talent  
District Manager Trainee at Speedway  
E-Business Specialist at ICR - Industrial Control Repair  
Financial Advisor at New York Life Insurance  
HR Secretary at Kalamazoo Regional Educational Service Agency  
Logistics Specialist at Nolan Transportation Group  
Management and Sales Trainee at Sherwin-Williams  
Management Trainee at Enterprise Rent-A-Car  
Management Trainee at Jewel-Osco  
Manager at MPI Research  
Manager at Zooroona Mediterranean Grill  
Manager/Sales/Supervisor at S&J Asphalt

Manager-in-Training Intern at Heinens  
Market Research Analyst at Bradley  
Marketing Coordinator at Carl Walker  
Material Follow-Up Coordinator at Paslin  
Member Service Representative/Loan Officer at Consumers Credit Union  
Merchandise Associate at Meijer  
Mortgage Banker at Quicken Loans  
Operations Lead at Accretive Health  
Owner at Coop's Affordable Autos  
Payroll Specialist at Bronson  
Product Associate at Stryker  
Product Development Business Analyst at Whirlpool  
Production Supervisor at Magna Closures & Magna Mirrors  
Production Supply Engineer at Gentex  
Program Analyst at the Defense Logistics Agency  
Project Management at Cadillac Asphalt  
Quality Assurance Engineer at Perrigo  
Recruiter at Express Employment Professionals  
Sales Associate at Ford  
Sales Representative at Verizon Wireless  
Sales Representative at Zones  
Salesperson at Murray Automotive Group  
Supply Chain/Safety Manager at Northern United Brewing  
Team Leader at Target  
Technical Support Engineer at Preferred Data Systems  
Vendor Analyst at Quicken Loans  
Vice President at Golf Stream Group Landscapers

# Marketing

## Survey Population 2014–15

Students graduating between August 2014 and June 2015 were surveyed. Data was obtained for 86% of all Marketing graduates.

Bachelor's degree recipients

96

Post-Graduation data was obtained for

83 graduates (86%)

## Post-Graduation Activity 2014–15

94% of graduates were **actively engaged**.\*

	count	percent
Actively Engaged	78	94%
Employed full time	64	77%
Employed part time	13	16%
Continuing education	1	1%
Not Actively Engaged	5	6%
Unemployed and seeking employment	4	5%
Not immediately seeking employment	1	1%

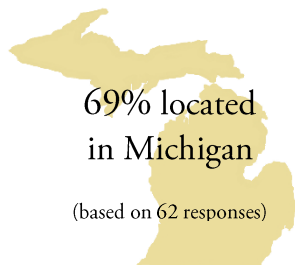
## Employment Information

Survey respondents who indicated they were employed were asked to provide additional information about their employment, including salary range, job location, a rating of their satisfaction with the job, and the extent to which the job is related to their degree.

Median Salary Range\*\*  
(Full-Time Employment)

**\$35,000–\$40,000**

(based on 42 responses)



86% reported that their job was **related to their degree**

(based on 42 responses; includes ratings of 3, 4, and 5 out of 5)

100% said they were **satisfied** with their job

(based on 37 responses; includes ratings of 3, 4, and 5 out of 5)

\* "Active engagement" is defined as any type of employment (including full-time, part-time, or temporary employment, self-employment, and post-graduate internships/fellowships); continuing education; or military service. Categories not included in active engagement are unemployed and seeking employment; not seeking employment; and volunteering.

\*\* Salary data is self-reported and is not fact-checked. Median reported salary ranges are provided for informational purposes only.

# Marketing

## Experiential Education

Students who responded to the survey were asked whether they “participated in an experiential education activity” (such as an internship, co-op, practicum, faculty-directed research, or other work experience related to their field of study) while enrolled at WMU.

While enrolled at WMU, did you participate in an experiential education activity?

**57% Yes**  
(based on 79 responses)

## Sample Job Titles and Employers

Account Executive at Advanced Branding Concepts  
Account Executive at Yelp  
Account Manager at Buiten & Associates  
Account Manager at Command Transportation  
Account Manager at DeNooyer Chevrolet  
Activity Head at Camp Lenox  
Analyst SEM at Universal McCann  
Assistant Director of Stewardship at Eckerd College  
Assistant Underwriter at Hanover Excess and Surplus  
Associate Director at Southwest Michigan First  
Associate Project Manager at Media Assembly  
Associate, Portfolio Management at Universal McCann  
Associate at Robert Walters Japan  
AYS Associate at JW Marriott  
Branch Manager at Endries International  
Brand Ambassador at Bell's Brewery  
Business Systems Analyst Intern at Spectrum Health  
Client Sales Representative at Echo Global Logistics  
Data Entry Analyst at RLE International  
Digital Strategist at Team Detroit  
Emergency Preparedness Coordinator at Barry-Eaton District Health Department  
Human Resources and Marketing Consultant, Manager at Shariff Enterprises  
Inside Sales Account Representative at Central Transport  
Inside Sales at Palace Sports and Entertainment  
Inside Sales Representative at AJM Packaging  
Inside Sales Trainee at T.A. Gentry Plumbing Supply  
Integrated Investment Associate at Universal McCann  
Internet Content Manager at What's Happening Publications  
Inventory Control Analyst at Meijer  
Item Data Specialist at Target

Learning Coordinator at McGladrey  
Management Trainee at Enterprise Rent-A-Car  
Manager at Roadhouse Bar and Grill  
Market Planning Analyst at Magna Exteriors and Interiors  
Market Research Specialist at Duncan Aviation  
Marketing Champion, Guest Services Associate at TopGolf  
Marketing Coordinator at NSF International  
Marketing Manager at D&R Sports Center  
Marketing Manager at SIR Home Improvements  
Marketing Representative at T.G.I. Friday's  
Marketing Specialist at Aqaba Technologies  
Marketing Strategist at yo2mo Marketing Agency  
Materials Handler at Stryker  
Personal Banker at Fifth Third Bank  
Product Development Coordinator at 1-800-Flowers  
Property Management Assistant at Bedrock Real Estate Services  
Regional Store Marketing Coordinator at Granite City Food & Brewery  
Sales and Marketing Assistant at Wright Coating Technologies  
Sales Representative at the Professional Golfers' Association of America  
Sales Representative at Victory Packaging  
Sales Supervisor at Kohl's  
Sales Trainee at Graybar  
Social Media Moderator at Sears Holdings  
Sr. Complaint Coordinator, Post Market Compliance at Stryker  
Strategic Delivery Recruiter at Aerotek  
Technical Recruiter at Jobspring Partners  
Transportation Sales Representative at C.H. Robinson  
Zone Manager at Ford

# Sales and Business Marketing

## Survey Population 2014–15

Students graduating between August 2014 and June 2015 were surveyed. Data was obtained for 93% of all Sales and Business Marketing graduates.

Bachelor's degree recipients

89

Post-Graduation data was obtained for

83 graduates (93%)

## Post-Graduation Activity 2014–15

96% of graduates were **actively engaged**.\*

	count	percent
Actively Engaged	80	96%
Employed full time	78	94%
Employed part time	2	2%
Not Actively Engaged	3	4%
Unemployed and seeking employment	2	2%
Not immediately seeking employment	1	1%

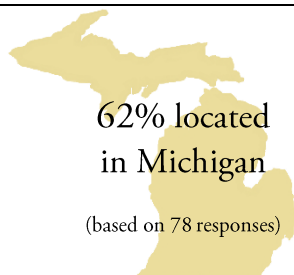
## Employment Information

Survey respondents who indicated they were employed were asked to provide additional information about their employment, including salary range, job location, a rating of their satisfaction with the job, and the extent to which the job is related to their degree.

Median Salary Range\*\*  
(Full-Time Employment)

**\$40,000–\$45,000**

(based on 62 responses)



97% reported that their job was **related to their degree**

(based on 62 responses; includes ratings of 3, 4, and 5 out of 5)

100% said they were **satisfied** with their job

(based on 60 responses; includes ratings of 3, 4, and 5 out of 5)

\* "Active engagement" is defined as any type of employment (including full-time, part-time, or temporary employment, self-employment, and post-graduate internships/fellowships); continuing education; or military service. Categories not included in active engagement are unemployed and seeking employment; not seeking employment; and volunteering.

\*\* Salary data is self-reported and is not fact-checked. Median reported salary ranges are provided for informational purposes only.

# Sales and Business Marketing

## Experiential Education

Students who responded to the survey were asked whether they “participated in an experiential education activity” (such as an internship, co-op, practicum, faculty-directed research, or other work experience related to their field of study) while enrolled at WMU.

While enrolled at WMU,  
did you participate in  
an experiential  
education activity?

**63% Yes**  
(based on 80 responses)

## Sample Job Titles and Employers

---

Account Executive at Command Transportation  
Account Executive at Housing Resources  
Account Executive at Netech  
Account Executive at PLS Logistics Services  
Account Executive at Quicken Loans  
Account Manager at C.H. Robinson  
Account Manager at C.H. Robinson Worldwide  
Account Manager at Coyote Logistics  
Account Manager at Gartner  
Account Manager at Global Sales & Marketing  
Account Manager at Optio Data  
Account Manager at Thomson Reuters  
Assistant Manager Outbound Sales at Honor Credit Union  
Associate Banker at Quicken Loans  
Associate Manager at Kellogg  
Business Development Representative at NetSuite  
Campaign Manager at MLive Media Group  
Carrier Sales Representative at C.H. Robinson  
Client Implementation Manager at Towers Watson  
Client Relations Specialist at StructureTec Group  
Customer Care Development Program at PNC Bank  
Entry-Level Representative at Zone Marketing  
Financial Service Advisor at Prudential  
Food Service Sales Representative at Hormel Foods Group, Voluntary & Worksite Benefit Sales Trainee at MetLife  
Hazardous Waste Manager Marketing Assistant at Stryker  
Inside Sales at Ryerson  
Inside Sales Representative at UPS  
Junior Account Manager at Mayville Engineering  
Leadership Consultant at Alpha Xi Delta Women's Fraternity

Logistics Account Executive at Total Quality Logistics  
Logistics Specialist at Nolan Transportation Group  
Marketing Associate at Stryker  
Marketing Coordinator at Carl Walker  
Mortgage Banker at Quicken Loans  
National Account Manager at Coyote Logistics  
New Business Coordinator/Affiliate Manager at Dima Marketing  
Product Associate at Stryker  
Realtor at Berkshire Hathaway HomeServices Michigan Real Estate  
Recruiter at Aerotek  
Recruiter at Brooksource  
Regional Account Manager at Safe n' Simple Medical Supply  
Retail Sales Representative at Hershey  
Sales and Management Trainee at Penske Truck Leasing  
Sales Associate at Mid Michigan Crushing & Recycling  
Sales at Nolan Transportation Group  
Sales Consultant at KSS Enterprises  
Sales Executive at C.H. Robinson  
Sales Executive at MSDSonline  
Sales Executive at Total Quality Logistics  
Sales Representative at Strive Logistics  
Sales Representative at Superior Business Solutions  
Sales Trainee at Ferguson Enterprises  
Sales Trainee at IBM  
Software Consultant at DaySmart Software  
Transportation Management at C.H. Robinson

## Business: Other<sup>‡</sup>

### Survey Population 2014–15

Students graduating between August 2014 and June 2015 were surveyed.

Bachelor's degree recipients  
**16**

Post-Graduation data was obtained for  
**9 graduates (56%)**

### Post-Graduation Activity 2014–15

78% of graduates were **actively engaged**.\*

	count	percent
Actively Engaged	7	78%
Employed full time	4	44%
Employed part time	1	11%
Continuing education	2	22%

	count	percent
Not Actively Engaged	2	22%
Unemployed and seeking employment	2	22%

### Experiential Education

Students who responded to the survey were asked whether they “participated in an experiential education activity” (such as an internship, co-op, practicum, faculty-directed research, or other work experience related to their field of study) while enrolled at WMU.

While enrolled at WMU, did you participate in an experiential education activity?

**30% Yes**  
(based on 10 responses)

### Employment Information<sup>Δ</sup>

Survey respondents who indicated they were employed were asked to provide additional information about their job, including salary range, job location, and the extent to which the job is related to their degree.

Median Salary Range\*\*  
**\$40,000–\$45,000**  
(based on 5 responses;  
full-time employment only)

**56% located  
in Michigan**  
(based on 9 responses)

**67% reported that their job was  
related to their degree**  
(based on 6 responses;  
includes ratings of 3, 4, and 5 out of 5)

### Sample Job Titles and Employers

Account Executive at PLS Logistics Services  
Assistant Manager at Sherwin-Williams Paints  
Broker in Training at Marcus & Millichap  
Business Analyst at Deloitte, Brazil  
IT Analyst at Common Goal Systems

Interior Designer at TowerPinkster Architects and Engineers  
Research Associate at J.D. Power and Associates  
Senior Technical Advisor at Apple  
Small Business Manager at Pedal LC

<sup>‡</sup> Data includes graduates who earned degrees in Economics: Business and General Business.

\* “Active engagement” is defined as any type of employment (including full-time, part-time, or temporary employment, self-employment, and post-graduate internships/fellowships); continuing education; or military service. Categories not included in active engagement are unemployed and seeking employment; not seeking employment; and volunteering.

<sup>Δ</sup> Employment information is based on the most recent data from 2014–15 graduates, combined with data from 2013–14 graduates which was collected near the time of their graduation. We report two years of employment data together due to low numbers of responses.

\*\* Salary data is self-reported and is not fact-checked. Median reported salary ranges are provided for informational purposes only.



Western Michigan University  
**College of Health  
and Human Services**  
Post-Graduation Activity Report

---

Alcohol and Drug Abuse.....	200
Blindness and Low Vision Studies.....	201
Integrative Holistic Health and Wellness.....	202
Interdisciplinary Health Sciences.....	203
Interdisciplinary Health Services.....	204
Nursing.....	206
Occupational Therapy.....	208
Physician Assistant.....	210
Social Work.....	211
Speech Pathology and Audiology.....	213



# College of Health and Human Services

---

## Survey Population 2014–15

The Post-Graduation Activity Survey was sent to all of the 780 students who earned a degree from the College of Health and Human Services between August 2014 and June 2015. Data was obtained for 77.7% of all graduates.

	Number of graduates	Post-graduation data was obtained for:	
		count	percent
All degree recipients	780	606	77.7%
Bachelor's degree	429	338	78.8%
Master's degree	341	258	75.7%
Doctoral degree	10	10	100%

## Post-Graduation Activity 2014–15

86.3% of all responding graduates were **actively engaged** within three months of graduation.\*

	count	percent
Actively Engaged	523	86.3%
Employed full time	313	51.7%
Employed part time	49	8.1%
Continuing education	158	26.1%
Military service	3	0.5%
Not Actively Engaged	83	13.7%
Unemployed and seeking employment	73	12.0%
Not immediately seeking employment	10	1.7%

---

\* "Active engagement" is defined as any type of employment (including full-time, part-time, or temporary employment, self-employment, and post-graduate internships/fellowships); continuing education; or military service. Categories not included in active engagement are unemployed and seeking employment; not seeking employment; and volunteering.

## Undergraduate Post-Graduation Activity

	count	percent
<b>Actively Engaged*</b>	<b>305</b>	<b>90.2%</b>
Employed full time	135	39.9%
Employed part time	31	9.2%
Continuing education	137	40.5%
Military service	2	0.6%
<b>Not Actively Engaged</b>	<b>33</b>	<b>9.8%</b>
Unemployed and seeking employment	26	7.7%
Not immediately seeking employment	7	2.1%

## Graduate (Masters/Doctoral) Post-Graduation Activity

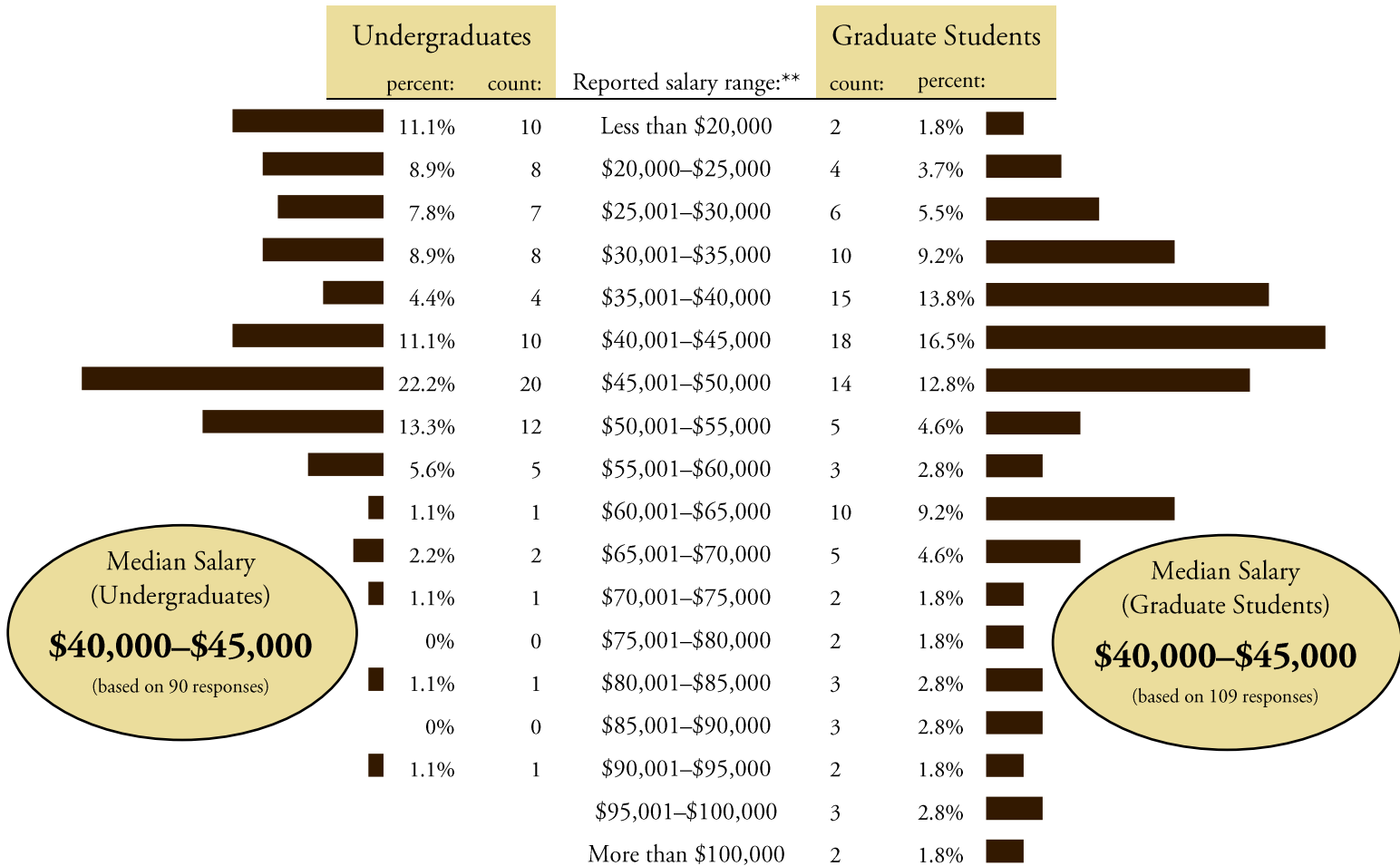
	count	percent
<b>Actively Engaged*</b>	<b>218</b>	<b>81.3%</b>
Employed full time	178	66.4%
Employed part time	18	6.7%
Continuing education	21	7.8%
Military service	1	0.4%
<b>Not Actively Engaged</b>	<b>50</b>	<b>18.7%</b>
Unemployed and seeking employment	47	17.5%
Not immediately seeking employment	3	1.1%

---

\*Active engagement\* is defined as any type of employment (including full-time, part-time, or temporary employment, self-employment, and post-graduate internships/fellowships); continuing education; or military service. Categories not included in active engagement are unemployed and seeking employment; not seeking employment; and volunteering.

## Employment Information — Salaries

Survey respondents who indicated they were employed were asked to provide additional information about their employment, including salary range. Salaries are reported only for those respondents who say that their employment is **full time** (30 hours or more per week).



Survey respondents who indicated they were employed were asked if the job they report is new to them, or if they worked in that job while enrolled at WMU. About forty percent of students working full time, both undergraduates and graduate students, were already working while attending WMU and stayed with the same employer after graduation.

Undergraduates

**43% Yes**

(based on 118 responses)

Did you work for this employer  
while enrolled at WMU?  
(full-time employment only)

Graduate Students

**40% Yes**

(based on 155 responses)

\*\* Salary data is self-reported and is not fact-checked.

## Other Employment Information

Survey respondents were also asked to provide the location of their job, and were asked to rate on a scale of 1 to 5 their satisfaction with the job and the extent to which their job was related to their degree.

Undergraduates	Job information (full-time employment only)	Graduate Students
87% Yes (based on 93 responses)	Job related to your degree ("Yes" includes ratings of 3, 4, and 5 out of 5)	94% Yes (based on 116 responses)
93% Yes (based on 71 responses)	Satisfied with the job ("Yes" includes ratings of 3, 4, and 5 out of 5)	95% Yes (based on 91 responses)
84% Yes (based on 131 responses)	Job located in Michigan	74% Yes (based on 174 responses)

There were 49 respondents working part time (8% of all respondents). These respondents were asked whether they were seeking full-time employment. Of the 35 who answered, 46% said they were seeking full-time employment and 54% said they were not seeking full-time employment.

Respondents  
working part time:  
(based on 35 responses)

**Seeking full-time  
employment: 46%**

**Not seeking full-time  
employment: 54%**

## Experiential Education

Students who responded to the survey were asked whether they "participated in an experiential education activity" (such as an internship, co-op, practicum, faculty-directed research, or other work experience related to their field of study) while enrolled at WMU.

Undergraduates <b>83% Yes</b> (based on 335 responses)	While enrolled at WMU, did you participate in an experiential education activity?	Graduate Students <b>89% Yes</b> (based on 253 responses)
--	---	---

# Alcohol and Drug Abuse

## Survey Population 2014–15

Students graduating between August 2014 and June 2015 were surveyed.

Post baccalaureate  
certificate recipients  
**19**

Post-Graduation data was obtained for  
**14** certificate recipients (74%)

## Post-Graduation Activity 2014–15

79% of graduates were **actively engaged**.\*

	count	percent
Actively Engaged	11	79%
Employed full time	7	50%
Employed part time	2	14%
Continuing education	2	14%

	count	percent
Not Actively Engaged	3	21%
Unemployed and seeking employment	3	21%

## Experiential Education

Students who responded to the survey were asked whether they “participated in an experiential education activity” (such as an internship, co-op, practicum, faculty-directed research, or other work experience related to their field of study) while enrolled at WMU.

While enrolled at WMU,  
did you participate in  
an experiential  
education activity?

**100% Yes**  
(based on 13 responses)

## Sample Job Titles and Employers

Assistant Director of Career Services at Indiana University  
Case Manager (TCM) at Cherry Health  
Clinical Specialist at ProtoCall Services  
Clinical Supervisor at Cherry Health  
Contract Group Therapy Facilitator

Counselor at Behavioral Health Services, The Unified Clinics  
Mental Health Counselor at Compassion Counseling Services  
Postdoctoral Limited-Licensed Psychologist at Family Therapy and Development Centers  
Pre-Trial Case Manager at Kalamazoo County Government

\* “Active engagement” is defined as any type of employment (including full-time, part-time, or temporary employment, self-employment, and post-graduate internships/fellowships); continuing education; or military service. Categories not included in active engagement are unemployed and seeking employment; not seeking employment; and volunteering.

# Blindness and Low Vision Studies<sup>‡</sup>

## Survey Population 2014–15

Students graduating between August 2014 and June 2015 were surveyed.

Master's degree recipients  
**36**

Post-Graduation data was obtained for  
**22 graduates (61%)**

## Post-Graduation Activity 2014–15

95% of graduates were **actively engaged**.\*

	count	percent
Actively Engaged	21	95%
Employed full time	19	86%
Continuing education	2	9%

	count	percent
Not Actively Engaged	1	5%
Not seeking employment	1	5%

## Experiential Education

Students who responded to the survey were asked whether they “participated in an experiential education activity” (such as an internship, co-op, practicum, faculty-directed research, or other work experience related to their field of study) while enrolled at WMU.

While enrolled at WMU, did you participate in an experiential education activity?

**100% Yes**  
(based on 17 responses)

## Employment Information

Survey respondents who indicated they were employed were asked to provide additional information about their job, including salary range, job location, and the extent to which the job is related to their degree.

Median Salary Range  
**\$40,000–\$45,000**

(based on 8 responses;  
full-time employment only)

**6% located  
in Michigan**

(based on 18 responses)

**100% reported that their job  
was related to their degree**

(based on 9 responses;  
includes ratings of 3, 4, and 5 out of 5)

## Sample Job Titles and Employers

Assistive Technology Instructor at State of North Carolina  
Division of Services for the Blind  
Blind Rehab Instructor at West Haven VA Hospital  
Blind Rehabilitation Intern at the Georgia VA  
Blind Rehabilitation Specialist at W Palm Beach VA  
Blind Rehabilitation Specialist at the Alabama VA  
Blind Rehabilitation Specialist at the California VA  
Certified Vision Rehabilitation Therapist at Metrolina  
Association for the Blind  
Certified Visual Rehabilitation Therapist at Lighthouse of  
Manasota  
Director of Client Services at Cares of SW Michigan  
Living Skills Specialist at Lighthouse of the Big Bend

O&M Specialist and Vision Rehabilitation Therapist at  
Savannah Center for Blind and Low Vision  
O&M Specialist at Bosma Enterprises  
O&M Specialist at NH Association for the Blind  
Rehab Counselor at Woodrow Wilson Rehab Center  
Student Services Director at Pilot Dogs  
Teacher Consultant for the Visually Impaired at  
Washtenaw Intermediate School District  
Teacher of the Visually Impaired at Vermont Association  
for the Blind and Visually Impaired  
Vision Clinic Coordinator at WMU  
Vision Rehabilitation Therapist at Lighthouse Center for  
Vision Loss

<sup>‡</sup> Data includes graduates who earned degrees in Orientation and Mobility and Vision Rehabilitation Therapy.

\* “Active engagement” is defined as any type of employment (including full-time, part-time, or temporary employment, self-employment, and post-graduate internships/fellowships); continuing education; or military service. Categories not included in active engagement are unemployed and seeking employment; not seeking employment; and volunteering.

# Integrative Holistic Health and Wellness

## Survey Population 2014–15

Students graduating between August 2014 and June 2015 were surveyed.

Postbaccalaureate  
certificate recipients  
7

Post-Graduation data was obtained for  
5 certificate recipients (71%)

## Post-Graduation Activity 2014–15

80% of graduates were **actively engaged**.\*

	count	percent
Actively Engaged	4	80%
Employed full time	4	80%

	count	percent
Not Actively Engaged	1	20%
Not seeking employment	1	20%

## Experiential Education

Students who responded to the survey were asked whether they “participated in an experiential education activity” (such as an internship, co-op, practicum, faculty-directed research, or other work experience related to their field of study) while enrolled at WMU.

While enrolled at WMU,  
did you participate in  
an experiential  
education activity?

**100% Yes**  
(based on 4 responses)

## Sample Job Titles and Employers

Academic Counselor at Kalamazoo Valley  
Community College  
Care Consultant at the Kalamazoo County HCS Area  
Agency on Aging

Empowering Parents Impacting Students (EPIC)  
Coordinator at Early Learning Neighborhood  
Collaborative  
Faculty Specialist I/Professional Specialist at WMU

\* “Active engagement” is defined as any type of employment (including full-time, part-time, or temporary employment, self-employment, and post-graduate internships/fellowships); continuing education; or military service. Categories not included in active engagement are unemployed and seeking employment; not seeking employment; and volunteering.

# Interdisciplinary Health Sciences

## Survey Population 2014–15

Students graduating between August 2014 and June 2015 were surveyed.

Doctoral degree recipients

4

Post-Graduation data was obtained for

4 graduates (100%)

All of the following post-graduation activity, experiential education, and employment data is based on the most recent data from 2014–15 graduates, combined with data from 2013–14 graduates which was collected near the time of their graduation. We report two years of data together due to low numbers of responses. There were 5 students who received Doctoral degrees in 2013–14; post-graduation data was obtained for all 5 of them.

## Post-Graduation Activity

100% of responding graduates were **actively engaged**.\*

	count	percent
Actively Engaged	9	100%
Employed full time	9	100%

## Experiential Education

Students who responded to the survey were asked whether they “participated in an experiential education activity” (such as an internship, co-op, practicum, faculty-directed research, or other work experience related to their field of study) while enrolled at WMU.

While enrolled at WMU, did you participate in an experiential education activity?

**71% Yes**

(based on 7 responses)

## Employment Information

Survey respondents who indicated they were employed were asked to provide additional information about their job, including salary range, job location, and the extent to which the job is related to their degree.

Median Salary Range\*\*  
**\$75,000–\$80,000**

(based on 6 responses;  
full-time employment only)

**75% located  
in Michigan**

(based on 8 responses)

**100% reported that their job  
was related to their degree**

(based on 7 responses;  
includes ratings of 3, 4, and 5 out of 5)

## Sample Job Titles and Employers

Assistant Professor at Calvin College  
Assistant Professor at Elmhurst College  
Assistant Professor at University of Michigan—Flint  
Assistant Professor at WMU  
Assistant Professor at WMU School of Medicine

Director of Community Health Education and Policy  
at University of Rochester Medical Center  
Director of Research and Strategic Development at  
TrueNorth Community Services  
Executive Director at Wings of Hope Hospice

\* “Active engagement” is defined as any type of employment (including full-time, part-time, or temporary employment, self-employment, and post-graduate internships/fellowships); continuing education; or military service. Categories not included in active engagement are unemployed and seeking employment; not seeking employment; and volunteering.

\*\* Salary data is self-reported and is not fact-checked. Median reported salary ranges are provided for informational purposes only.



# Interdisciplinary Health Services

## Survey Population 2014–15

Students graduating between August 2014 and June 2015 were surveyed. Data was obtained for 75% of all Interdisciplinary Health Services graduates.

Bachelor's degree recipients

172

Post-Graduation data was obtained for

129 graduates (75%)

## Post-Graduation Activity 2014–15

88% of graduates were **actively engaged**.\*

	count	percent
Actively Engaged	114	88%
Employed full time	54	42%
Employed part time	14	11%
Continuing education	46	36%
Not Actively Engaged	15	12%
Unemployed and seeking employment	12	9%
Not immediately seeking employment	3	2%

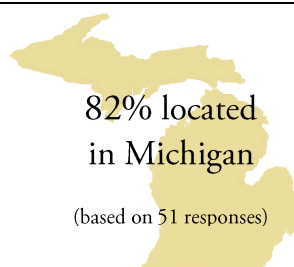
## Employment Information

Survey respondents who indicated they were employed were asked to provide additional information about their employment, including salary range, job location, a rating of their satisfaction with the job, and the extent to which the job is related to their degree.

Median Salary Range\*\*  
(Full-Time Employment)

**\$25,000–\$30,000**

(based on 29 responses)



69% reported that their job was **related to their degree**  
(based on 29 responses; includes ratings of 3, 4, and 5 out of 5)

90% said they were **satisfied** with their job  
(based on 20 responses; includes ratings of 3, 4, and 5 out of 5)

\* "Active engagement" is defined as any type of employment (including full-time, part-time, or temporary employment, self-employment, and post-graduate internships/fellowships); continuing education; or military service. Categories not included in active engagement are unemployed and seeking employment; not seeking employment; and volunteering.

\*\* Salary data is self-reported and is not fact-checked. Median reported salary ranges are provided for informational purposes only.

# Interdisciplinary Health Services

## Experiential Education

Students who responded to the survey were asked whether they “participated in an experiential education activity” (such as an internship, co-op, practicum, faculty-directed research, or other work experience related to their field of study) while enrolled at WMU.

While enrolled at WMU,  
did you participate in  
an experiential  
education activity?

**90% Yes**  
(based on 126 responses)

## Sample Job Titles and Employers

ABA Therapist at Lighthouse Autism Center  
Account Manager at C.H. Robinson  
Administrative Assistant at State of Michigan  
Applied Behavior Analysis Aide at Easter Seals  
Assistant Director at The Glen Retirement Home  
Assistant Lead Supervisor at HomeLife  
Business Office Coordinator at Mary Free Bed  
Rehabilitation Hospital  
Care Center Coordinator at Borgess  
Care Coordination Support Specialist at Meridian  
Health Plan  
Certified Nursing Assistant at Tendercare of  
Wyoming  
Client Specialist at Muskegon Oceana Community  
Action Partnership  
Clinic Manager at Business Health Solutions  
Community Outreach Coordinator at Susan G.  
Komen  
Cost Containment Specialist at Extendicare  
Credit Union Associate at MSU Federal Credit Union  
Customer Service Representative at J&B Medical  
Supply  
Customer Service Representative I at Blue Cross Blue  
Shield of Michigan  
Direct Care Worker at Homelife  
Director at Accretive Health  
Executive Director at Alternatives Care Center  
Fema Corps Member at AmeriCorps NCCC  
Health Administrative Assistant at Kalamazoo  
Regional Educational Service Agency  
Healthcare Food Service Supervisor at Skyline  
Medical Center  
Healthcare Recruiter and Administrative Assistant at  
Maxim Healthcare Services

Medical Assistant at Borgess  
Medical Records Reviewer RN at Altegra Health  
Operations Specialist at Southwest Michigan  
Behavioral Health  
Ophthalmic Technician at Verdier Eye Center  
Patient Access Representative at Mercy Health Saint  
Mary's  
Patient Care Associate at Borgess  
Patient Care Technician at Saint Joseph Mercy Health  
System  
Patient Flow Manager at Crothall Healthcare  
Perioperative Blood Management Technician  
Pharmacy Technician  
Phlebotomist Technician at Octapharma Plasma  
Physician Assistant at a University Acupuncture Clinic  
Physician Services Coordinator at Metro Health  
Practice Support Assistant at Bronson  
Preschool Teacher at Champions Preschool  
Quality Improvement Coordinator at Sparrow Carson  
Hospital  
Respiratory Therapist at Lakeland Hospital  
Self-Employed Care Manager  
Self-Employed Childcare Provider/Assistant  
Service Coordinator at Pinnacle Senior Care  
Shelter Coordinator at Domestic and Sexual Abuse  
Services  
Skills Training Specialist at Oaklawn Psychiatric  
Center  
Small Business and Marketing Consultant at Yodle  
Staff Information Specialist at Karmanos Cancer  
Institute  
Unit Clerk at Bronson

# Nursing

## Survey Population 2014–15

Students graduating between August 2014 and June 2015 were surveyed. Data was obtained for 78% of all Nursing graduates.

Bachelor's degree recipients

**108**

Post-Graduation data was obtained for

**82 graduates (78%)**

## Post-Graduation Activity 2014–15

90% of graduates were **actively engaged**.\*

	count	percent
<b>Actively Engaged</b>	<b>74</b>	<b>90%</b>
Employed full time	59	72%
Employed part time	9	11%
Continuing education	4	5%
Military service	2	2%
<b>Not Actively Engaged</b>	<b>8</b>	<b>10%</b>
Unemployed and seeking employment	6	7%
Not immediately seeking employment	2	2%

## Experiential Education

Students who responded to the survey were asked whether they “participated in an experiential education activity” (such as an internship, co-op, practicum, faculty-directed research, or other work experience related to their field of study) while enrolled at WMU.

While enrolled at WMU, did  
you participate in an  
experiential education activity?

**59% Yes**  
(based on 82 responses)

\* “Active engagement” is defined as any type of employment (including full-time, part-time, or temporary employment, self-employment, and post-graduate internships/fellowships); continuing education; or military service. Categories not included in active engagement are unemployed and seeking employment; not seeking employment; and volunteering.

# Nursing

## Employment Information

Survey respondents who indicated they were employed were asked to provide additional information about their employment, including salary range, job location, a rating of their satisfaction with the job, and the extent to which the job is related to their degree.

Median Salary Range\*\*  
(Full-Time Employment)

**\$45,000–\$50,000**

(based on 52 responses)



100% reported that their job was **related to their degree**  
(based on 55 responses; includes ratings of 3, 4, and 5 out of 5)

100% said they were **satisfied** with their job  
(based on 43 responses; includes ratings of 3, 4, and 5 out of 5)

## Sample Job Titles and Employers

2LT Nurse, US Army  
Carefriend at New Friends Memory Care  
Clinical Nurse I at Beaumont Health System  
Critical Care RN at Beaumont Health  
Direct Care Staff at HomeLife  
Emergency Room RN at the University of Michigan  
Faculty Specialist II at WMU  
Graduate Nurse at Borgess  
Graduate Nurse at Bronson Battle Creek Hospital  
Graduate Nurse at Bronson  
Graduate Nurse at McLaren Flint Hospital  
Graduate Nurse at St. John Hospital and Medical Center  
Manager of Nursing at Bronson  
Medical Case Manager at CARES  
Nurse at Borgess  
Nurse at Bronson  
Nurse Educator at Bronson  
Nurse Extern at St. Joseph Mercy Oakland Hospital  
OB RN–BSN at Metro Health Hospital  
Registered Nurse–BSN at University of Michigan Health System

Registered Nurse at Beaumont Health System  
Registered Nurse at Borgess  
Registered Nurse at Bronson  
Registered Nurse at Elkhart General Hospital  
Registered Nurse at Henry Ford Hospital  
Registered Nurse at Lakeland Hospital  
Registered Nurse at Oroville Hospital  
Registered Nurse at Spectrum Health  
Registered Nurse at St. John Providence and Medical Center  
Registered Nurse Intern at Lakeland Health Care  
RN on Surgical/Vascular Care at Borgess  
RN on the Neuro Critical Care Unit at Bronson  
RN, ADON at Riveridge Manor  
Simulation Lab Technician at WMU School of Medicine  
Staff Nurse at Oaklawn Hospital  
Staff Nurse at the Michigan Department of Veterans Affairs  
Staff RN at Beacon Health Systems

\*\* Salary data is self-reported and is not fact-checked. Median reported salary ranges are provided for informational purposes only.

# Occupational Therapy<sup>‡</sup>

## Survey Population 2014–15

Students graduating between August 2014 and June 2015 were surveyed. Data was obtained for 90% of all Occupational Therapy graduates.

	Number of graduates	Post-graduation data was obtained for:	
		count	percent
All degree recipients	144	129	90%
Bachelor's degree	49	49	100%
Master's degree	95	80	84%

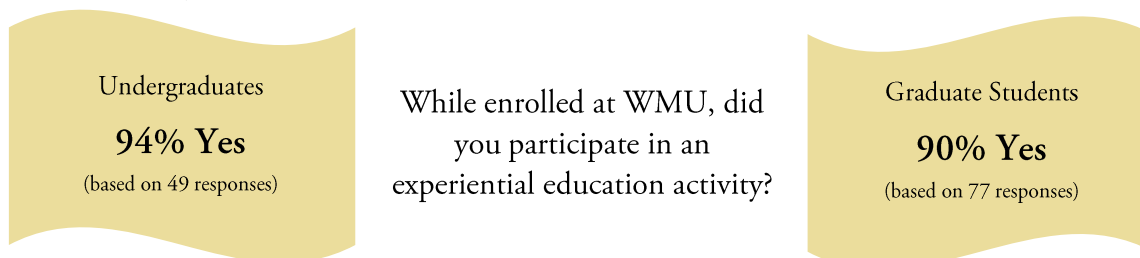
## Post-Graduation Activity 2014–15

100% of undergraduates and 75% of graduate students were **actively engaged**.\*

Undergraduates			Graduate students	
count	percent		percent	count
49	100%	Actively Engaged	75%	60
0	0%	Employed full time	45%	36
0	0%	Employed part time	8%	6
49	100%	Continuing education	23%	18
0	0%	Not Actively Engaged	25%	20
0	0%	Unemployed and seeking employment	24%	19
0	0%	Not immediately seeking employment	1%	1

## Experiential Education

Students who responded to the survey were asked whether they “participated in an experiential education activity” (such as an internship, co-op, practicum, faculty-directed research, or other work experience related to their field of study) while enrolled at WMU.



<sup>‡</sup> Data includes graduates who earned degrees in Interdisciplinary Health Services: OT and Occupational Therapy.

\* “Active engagement” is defined as any type of employment (including full-time, part-time, or temporary employment, self-employment, and post-graduate internships/fellowships); continuing education; or military service. Categories not included in active engagement are unemployed and seeking employment; not seeking employment; and volunteering.

# Occupational Therapy

## Employment Information

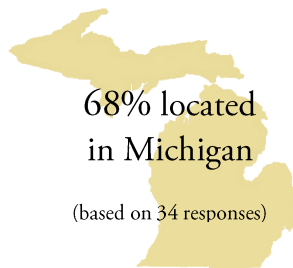
Survey respondents who indicated they were employed were asked to provide additional information about their employment, including salary range, job location, a rating of their satisfaction with the job, and the extent to which the job is related to their degree.

Median Salary Ranges\*\*  
(Full-Time Employment)

Graduate students

**\$55,000–\$60,000**

(based on 11 responses)



92% reported that their job was **related to their degree**  
(based on 12 responses; includes ratings of 3, 4, and 5 out of 5)

80% said they were **satisfied** with their job  
(based on 10 responses; includes ratings of 3, 4, and 5 out of 5)

## Sample Job Titles and Employers

CNA at United Nursing Service  
Direct Care Worker at New Friends  
Independent Living Instructor at Hope Network  
Rehabilitation Services  
Life Enrichment Assistant/Resident Care Aide at  
Clark Retirement Community  
Occupational Therapist at Allegiance Health  
Occupational Therapist at Borgess  
Occupational Therapist at Dickinson Rehab Services  
Occupational Therapist at Easter Seals  
Occupational Therapist at Encore Rehabilitation  
Occupational Therapist at Encore Rehabilitation  
Services  
Occupational Therapist at HCR ManorCare  
Occupational Therapist at Host Healthcare and Delta  
Flex  
Occupational Therapist at ICAN & Paytons Place  
Occupational Therapist at Independence Rehab  
Occupational Therapist at LifeBridge Health  
Occupational Therapist at McLaren Northern  
Michigan

Occupational Therapist at Premier Therapy  
Occupational Therapist at The Center for Childhood  
Development  
Occupational Therapist at Therapy Management  
Occupational Therapist at Tri-County Speech &  
Language Services  
Occupational Therapist II at Beaumont Health  
System  
Occupational Therapist Supervisor at Expert Care  
OTRL at Children's Therapy Corner  
Patient Caregiver at Park Village Pines  
Pediatric Occupational Therapist at Beaumont Health  
System  
Pediatric Occupational Therapist at Henry Ford  
Health System  
Pediatric Occupational Therapist at Therapist  
Unlimited — A Genesis HealthCare  
Self-Employed Personal and Home Care Assistant  
Women's Junior Olympic Gymnastics Team Coach at  
Rising Stars Academy of Gymnastics and  
Tumbling

\*\* Salary data is self-reported and is not fact-checked. Median reported salary ranges are provided for informational purposes only.

# Physician Assistant

## Survey Population 2014–15

Students graduating between August 2014 and June 2015 were surveyed.

Master's degree recipients

37

Post-Graduation data was obtained for

20 graduates (54%)

## Post-Graduation Activity 2014–15

95% of graduates were **actively engaged**.\*

	count	percent
Actively Engaged	19	95%
Employed full time	19	95%

	count	percent
Not Actively Engaged	1	5%
Unemployed and seeking employment	1	5%

## Experiential Education

Students who responded to the survey were asked whether they “participated in an experiential education activity” (such as an internship, co-op, practicum, faculty-directed research, or other work experience related to their field of study) while enrolled at WMU.

While enrolled at WMU, did you participate in an experiential education activity?

**58% Yes**

(based on 19 responses)

## Employment Information

Survey respondents who indicated they were employed were asked to provide additional information about their job, including salary range, job location, and the extent to which the job is related to their degree.

Median Salary Range\*\*  
**\$85,000–\$90,000**

(based on 13 responses;  
full-time employment only)

89% located  
in Michigan

(based on 19 responses)

100% reported that their job  
was **related to their degree**

(based on 14 responses;  
includes ratings of 3, 4, and 5 out of 5)

## Sample Job Titles and Employers

Adult Critical Care Physician Assistant at Spectrum Health  
Emergency Medicine Physician Assistant  
Physician Assistant and Registered Dietician at Michigan Gastroenterology  
Physician Assistant at a Primary Care Clinic  
Physician Assistant at an Emergency Medicine Organization  
Physician Assistant at an Internal Medicine Office  
Physician Assistant at Borgess

Physician Assistant at Bronson  
Physician Assistant at Michigan Health Specialist  
Physician Assistant at Oakland Gastroenterology Associates  
Physician Assistant at Rochester Medical Group  
Physician Assistant at the Yakima Valley Farm Workers Clinic  
Physician Assistant at West Michigan Cancer Center

\* “Active engagement” is defined as any type of employment (including full-time, part-time, or temporary employment, self-employment, and post-graduate internships/fellowships); continuing education; or military service. Categories not included in active engagement are unemployed and seeking employment; not seeking employment; and volunteering.

\*\* Salary data is self-reported and is not fact-checked. Median reported salary ranges are provided for informational purposes only.

# Social Work

## Survey Population 2014–15

Students graduating between August 2014 and June 2015 were surveyed. Data was obtained for 75% of all Social Work graduates.

	Number of graduates	Post-graduation data was obtained for:	
		count	percent
All degree recipients	203	152	75%
Bachelor's degree	58	43	74%
Master's degree	145	109	75%

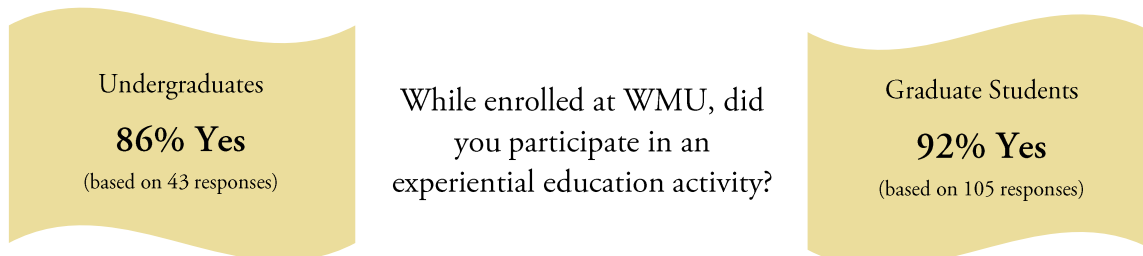
## Post-Graduation Activity 2014–15

84% of undergraduates and 79% of graduate students were **actively engaged**.\*

Undergraduates			Graduate students	
count	percent		percent	count
36	84%	Actively Engaged	79%	86
12	28%	Employed full time	71%	77
8	19%	Employed part time	7%	8
16	37%	Continuing education	1%	1
7	16%	Not Actively Engaged	20%	22
6	14%	Unemployed and seeking employment	19%	21
1	2%	Not immediately seeking employment	1%	1

## Experiential Education

Students who responded to the survey were asked whether they “participated in an experiential education activity” (such as an internship, co-op, practicum, faculty-directed research, or other work experience related to their field of study) while enrolled at WMU.



\* “Active engagement” is defined as any type of employment (including full-time, part-time, or temporary employment, self-employment, and post-graduate internships/fellowships); continuing education; or military service. Categories not included in active engagement are unemployed and seeking employment; not seeking employment; and volunteering.



# Social Work

## Employment Information

Survey respondents who indicated they were employed were asked to provide additional information about their employment, including salary range, job location, a rating of their satisfaction with the job, and the extent to which the job is related to their degree.

Median Salary Ranges\*\*  
(Full-Time Employment)

Undergraduates<sup>Δ</sup>

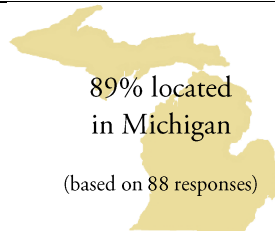
**Less than \$20,000**

(based on 5 responses)

Graduate students

**\$35,000–\$40,000**

(based on 56 responses)



**87%** reported that their job was **related to their degree**

(based on 62 responses; includes ratings of 3, 4, and 5 out of 5)

**93%** said they were **satisfied** with their job

(based on 59 responses; includes ratings of 3, 4, and 5 out of 5)

## Sample Job Titles and Employers

Adoption Specialist at Bethany Christian Services  
Adult Education Specialist at Heartland Alliance  
AmeriCorps Member at Cherry Health  
Behavior Consultant at Logan Autism Learning Center  
Career Transition Readiness Instructor at Ford Job Corps  
Case Manager at Cass County Family Treatment Court  
Case Manager at MRC Industries  
Case Manager/Project Coordinator at 8th Circuit Court  
Child and Adolescent Therapist at Oaklawn Psychiatric Center  
Children's Services Supervisor at Kzoo County DHS  
Clinical Social Worker at Beacon Specialized Living Services  
Clinician at Network 180 Access Center  
Clinician at Stop Child Abuse and Neglect  
Community Living Support Specialist at Family Outreach Center  
Community Supports Coordinator at Intercare Community Health Network  
Compliance Specialist at Van Buren Community Mental Health  
CPS Specialist at MDSS  
Cultural Trainer and English Tutor at Hansa One  
Developmental Disability Programmer at State of Michigan  
Director of Programming at LGBT Network of WM  
Education Support Professional at GRCC  
Emergency Svc Clinician at Montcalm Center for Behavioral Svc  
Employment Coordinator at Berrien County KPEP  
Employment Training Specialist at Grand Rapids Public Schools  
Coordinator at Early Learning Neighborhood Collaborative  
Family Services Coordinator at Indiana Donor Network  
Forensic Interviewer at Berrien County Council for Children  
Foster Care Case Worker at Lutheran Social Services of Michigan  
Foster Care Supervisor at MDHHS  
Foster Home Licenser at Wellspring Lutheran Services  
Inpatient Mental Health Social Worker at Battle Creek VA

Inpatient Social Worker at Oaklawn Hospital  
Intake Specialist at MDHHS  
International Services Coordinator at Bethany Christian Services  
LLMSW at Age Wise Eldercare  
Medical Case Manager at Community AIDS Resource and Education Services  
Mental Health Early Childhood Learning Specialist at Head Start of Kent County  
Mental Health Specialist at Ottawa County Government  
Patient Financial Advocate at Bronson  
Program Coordinator at School-to-Career Progressions  
Program Manager at Hope Network  
Program Manager at Nokia Wellness Center for Medifit Corporate Services  
Program Manager at Pine Rest  
Residential Services Specialist at YWCA of Kalamazoo  
Residential Support Advocate at Domestic and Sexual Abuse Services  
School Counselor at Minerva Bilingual School  
School Social Worker at Granite School District, UT  
Screening, Assessment and Referral Specialist at Southwest Michigan Behavioral Health  
Senior Behavioral Health Case Manager at Summit Pointe  
Services Supervisor at MDHHS  
Social Worker at City of Detroit  
Substance Abuse Counselor at Victory Clinical Services  
Supports Coordinator at Kalamazoo Community Mental Health and Substance Abuse Services  
Therapist at Kanous and Associates  
Youth Development Worker at Communities In Schools Kalamazoo  
Youth Specialist at Kalamazoo County Government  
Youth Specialist at Starr Commonwealth

<sup>Δ</sup> Median salary for undergraduates is based on the most recent data from 2014–15 graduates, combined with data from 2013–14 graduates which was collected near the time of their graduation. We report two years of salary data together due to low numbers of responses from undergraduates.

\*\* Salary data is self-reported and is not fact-checked. Median reported salary ranges are provided for informational purposes only.

# Speech Pathology and Audiology<sup>‡</sup>

## Survey Population 2014–15

Students graduating between August 2014 and June 2015 were surveyed. Data was obtained for 89% of all Speech Pathology and Audiology graduates.

	Number of graduates	Post-graduation data was obtained for:	
		count	percent
All degree recipients	70	62	89%
Bachelor's degree	37	30	81%
Master's degree	28	27	96%
Doctoral degree	5	5	100%

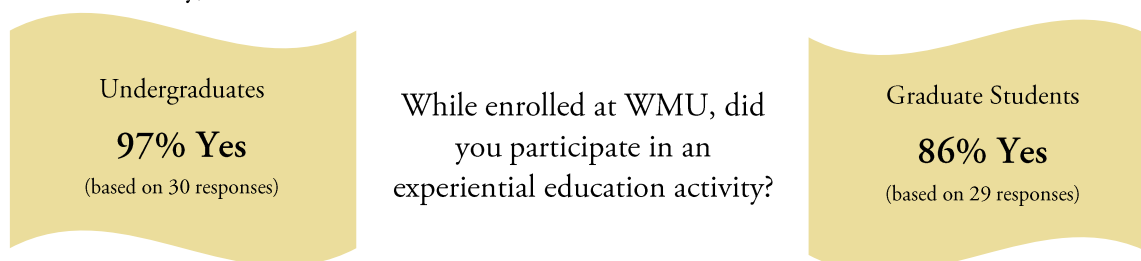
## Post-Graduation Activity 2014–15

93% of undergraduates and 81% of graduate students were **actively engaged**.\*

Undergraduates			Graduate students	
count	percent		percent	count
28	93%	Actively Engaged	81%	26
6	20%	Employed full time	69%	22
0	0%	Employed part time	13%	4
22	73%	Continuing education	0%	0
2	7%	Not Actively Engaged	19%	6
1	3%	Unemployed and seeking employment	19%	6
1	3%	Not immediately seeking employment	0%	0

## Experiential Education

Students who responded to the survey were asked whether they “participated in an experiential education activity” (such as an internship, co-op, practicum, faculty-directed research, or other work experience related to their field of study) while enrolled at WMU.



<sup>‡</sup> Data includes graduates who earned degrees in Audiology and Speech Pathology and Audiology.

\* “Active engagement” is defined as any type of employment (including full-time, part-time, or temporary employment, self-employment, and post-graduate internships/fellowships); continuing education; or military service. Categories not included in active engagement are unemployed and seeking employment; not seeking employment; and volunteering.

# Speech Pathology and Audiology

## Employment Information

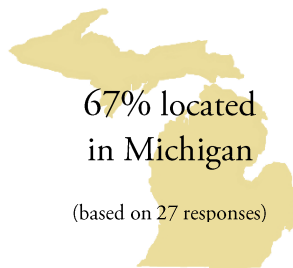
Survey respondents who indicated they were employed were asked to provide additional information about their employment, including salary range, job location, a rating of their satisfaction with the job, and the extent to which the job is related to their degree.

Median Salary Ranges\*\*  
(Full-Time Employment)

Graduate students

**\$40,000–\$45,000**

(based on 17 responses)



95% reported that their job was **related to their degree**  
(based on 21 responses; includes ratings of 3, 4, and 5 out of 5)

94% said they were **satisfied** with their job  
(based on 17 responses; includes ratings of 3, 4, and 5 out of 5)

## Sample Job Titles and Employers

Administrative Specialist II — New Student  
Orientation at University of Arkansas  
Audiologist at Constance Brown Hearing Centers  
Audiologist at Hearing Health Center  
Audiologist at Lakeshore Health Partners  
Audiologist at Mid MI ENT  
Audiologist at Munson Health  
Clinical Fellow Speech–Language Pathologist at  
Jackson County ISD  
Doctor of Audiology at Hearing First  
Early Childhood Speech Therapist at St Joseph  
County ISD  
Milk Bank Technician at Bronson  
Neurofeedback Technician at Neurocore  
Patient Companion at Metro Health Hospital  
Speech Therapist at Kalamazoo Public Schools  
Speech–Language Pathologist at Agility Health  
Speech–Language Pathologist at Alpena Regional  
Medical Center  
Speech–Language Pathologist at Ann Arbor Public  
Schools  
Speech–Language Pathologist at Branch Intermediate  
School District

Speech–Language Pathologist at Children Matter  
Speech–Language Pathologist at Genesis  
Rehabilitation Services  
Speech–Language Pathologist at Gratiot–Isabella  
Regional Educational Service District  
Speech–Language Pathologist at Ottawa Area ISD  
Speech–Language Pathologist at Saginaw Regional  
Education Service Agency  
Speech–Language Pathologist at Saint Joseph County  
ISD  
Speech–Language Pathologist at San Diego County  
Speech  
Speech–Language Pathologist at Shiawassee RESD  
Speech–Language Pathologist at Solace Healthcare  
Speech–Language Pathologist at St. Joseph County  
ISD  
Speech–Language Pathologist at Traverse Bay Area  
ISD  
Speech–Language Pathologist at Vicksburg  
Community Schools  
Speech–Language Pathologist CF at ProStep Rehab  
Speech–Language Pathologist at Spectrum Health  
Staff Audiologist at Department of Veterans Affairs

\*\* Salary data is self-reported and is not fact-checked. Median reported salary ranges are provided for informational purposes only.



Western Michigan University  
**Interdisciplinary Programs**  
Post-Graduation Activity Report

---

Evaluation.....	216
Health Informatics and Information Management.....	217
Telecommunications and Information Management.....	218
University Studies.....	219

# Evaluation

## Survey Population 2014–15

Students graduating between August 2014 and June 2015 were surveyed.

Doctoral degree recipients

3

Post-Graduation data was obtained for

3 graduates (100%)

All of the following post-graduation activity and experiential education data is based on the most recent data from 2014–15 graduates, combined with data from 2013–14 graduates which was collected near the time of their graduation. We report two years of data together due to low numbers of responses. There were 6 students who received Doctoral degrees in 2013–14; post-graduation data was obtained for all 6 of them.

## Post-Graduation Activity

89% of graduates were **actively engaged**.\*

	count	percent
Actively Engaged	8	89%
Employed full time	8	89%

	count	percent
Not Actively Engaged	1	11%
Unemployed and seeking employment	1	11%

## Experiential Education

Students who responded to the survey were asked whether they “participated in an experiential education activity” (such as an internship, co-op, practicum, faculty-directed research, or other work experience related to their field of study) while enrolled at WMU.

While enrolled at WMU, did you participate in an experiential education activity?

**86% Yes**

(based on 7 responses)

## Sample Job Titles and Employers

Assistant Professor of Educational Research at  
University of West Georgia  
Coordinator of Teaching and Learning Services at  
Kalamazoo Public Schools  
Evaluation Specialist at Michigan Fitness Foundation

Founder/CEO at EMR3 Consulting  
Math Consultant at KRESA

\* “Active engagement” is defined as any type of employment (including full-time, part-time, or temporary employment, self-employment, and post-graduate internships/fellowships); continuing education; or military service. Categories not included in active engagement are unemployed and seeking employment; not seeking employment; and volunteering.

# Health Informatics and Information Management

## Survey Population 2014–15

Students graduating between August 2014 and June 2015 were surveyed.

Bachelor's degree recipients

8

Post-Graduation data was obtained for

8 graduates (100%)

## Post-Graduation Activity 2014–15

88% of graduates were **actively engaged**.\*

	count	percent
Actively Engaged	7	88%
Employed full time	6	75%
Employed part time	1	13%

	count	percent
Not Actively Engaged	1	12%
Unemployed and seeking employment	1	12%

## Experiential Education

Students who responded to the survey were asked whether they “participated in an experiential education activity” (such as an internship, co-op, practicum, faculty-directed research, or other work experience related to their field of study) while enrolled at WMU.

While enrolled at WMU, did you participate in an experiential education activity?

**100% Yes**

(based on 8 responses)

## Sample Job Titles and Employers

Application Systems Analyst at Spectrum Health  
Business Analyst at Streamline Healthcare Solutions  
Closing Processor at Title Source  
Department Technical Analyst at Spectrum Health

Project Manager at Corsetti Structural Steel  
Resident Coordinator at Kalamazoo Probation Enhancement Program  
Systems Analyst at Blue Cross Blue Shield of Michigan

\* “Active engagement” is defined as any type of employment (including full-time, part-time, or temporary employment, self-employment, and post-graduate internships/fellowships); continuing education; or military service. Categories not included in active engagement are unemployed and seeking employment; not seeking employment; and volunteering.

# Telecommunications and Information Management

## Survey Population 2014–15

Students graduating between August 2014 and June 2015 were surveyed.

Bachelor's degree recipients

7

Post-Graduation data was obtained for

7 graduates (100%)

## Post-Graduation Activity 2014–15

100% of graduates were **actively engaged**.\*

	count	percent
Actively Engaged	7	100%
Employed full time	7	100%

## Experiential Education

Students who responded to the survey were asked whether they “participated in an experiential education activity” (such as an internship, co-op, practicum, faculty-directed research, or other work experience related to their field of study) while enrolled at WMU.

While enrolled at WMU, did you participate in an experiential education activity?

**100% Yes**

(based on 7 responses)

## Employment Information<sup>Δ</sup>

Survey respondents who indicated they were employed were asked to provide additional information about their job, including salary range, job location, and the extent to which the job is related to their degree.

Median Salary Range\*\*

**\$45,000–\$50,000**

(based on 7 responses;  
full-time employment only)

85% located  
in Michigan

(based on 13 responses)

100% reported that their job  
was **related to their degree**

(based on 8 responses;  
includes ratings of 3, 4, and 5 out of 5)

## Sample Job Titles and Employers

Associate Information Security Analyst at Greenleaf Hospitality Group  
Business Systems Analyst at Lippert Components  
Help Desk Analyst I at CED  
IT Coordinator at Terra Contracting Services  
IT Helpdesk Administrator at Dimplex Thermal Solutions

Network Technician at Eaton County Information Systems  
Quality Assurance Project Manager at Verizon  
Sales Associate at Total Tech  
Systems Reliability Engineer at Apple  
Technical Analyst at Comerica Bank  
Transportation Coordinator at Perrigo  
Web Developer at corePHP

\* “Active engagement” is defined as any type of employment (including full-time, part-time, or temporary employment, self-employment, and post-graduate internships/fellowships); continuing education; or military service. Categories not included in active engagement are unemployed and seeking employment; not seeking employment; and volunteering.

Δ Employment information is based on the most recent data from 2014–15 graduates, combined with data from 2013–14 graduates which was collected near the time of their graduation. We report two years of employment data together due to low numbers of responses.

\*\* Salary data is self-reported and is not fact-checked. Median reported salary ranges are provided for informational purposes only.

# University Studies

## Survey Population 2014–15

Students graduating between August 2014 and June 2015 were surveyed.

Bachelor's degree recipients  
**254**

Post-Graduation data was obtained for  
**162 graduates (64%)**

## Post-Graduation Activity 2014–15

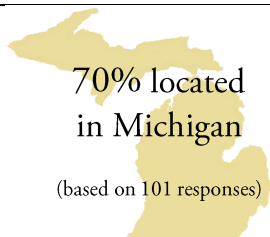
87% of graduates were **actively engaged**.\*

	count	percent
<b>Actively Engaged</b>	<b>141</b>	<b>87%</b>
Employed full time	103	64%
Employed part time	12	7%
Continuing education	26	16%
<b>Not Actively Engaged</b>	<b>21</b>	<b>13%</b>
Unemployed and seeking employment	20	12%
Not immediately seeking employment	1	1%

## Employment Information

Survey respondents who indicated they were employed were asked to provide additional information about their employment, including salary range, job location, a rating of their satisfaction with the job, and the extent to which the job is related to their degree.

Median Salary Range\*\*  
**\$35,000–\$40,000**  
(based on 60 responses;  
full-time employment only)

  
**70% located  
in Michigan**  
(based on 101 responses)

**57%** reported that their job was **related to their degree**  
(based on 64 responses; includes ratings of 3, 4, and 5 out of 5)

**79%** said they were **satisfied** with their job  
(based on 53 responses; includes ratings of 3, 4, and 5 out of 5)

## Experiential Education

Students who responded to the survey were asked whether they “participated in an experiential education activity” (such as an internship, co-op, practicum, faculty-directed research, or other work experience related to their field of study) while enrolled at WMU.

While enrolled at WMU,  
did you participate in  
an experiential  
education activity?

**42% Yes**  
(based on 141 responses)

\* “Active engagement” is defined as any type of employment (including full-time, part-time, or temporary employment, self-employment, and post-graduate internships/fellowships); continuing education; or military service. Categories not included in active engagement are unemployed and seeking employment; not seeking employment; and volunteering.

\*\* Salary data is self-reported and is not fact-checked. Median reported salary ranges are provided for informational purposes only.



# University Studies

## Sample Job Titles and Employers

---

Account Executive Trainee at PLS Logistics Services	Inbound Logistics Coordinator at Big Dutchman
Administrative Assistant at WMU	Income Auditor at FireKeepers Casino Hotel
Administrator at Spectrum Health	Interpreter IV at Palm Beach County School District
Anesthesia Technician at UofM Health Systems	IT Tech at Van Buren County Government
Animal Care Specialist at Kalamazoo Nature Center	JV and Varsity Coach at Gull Lake High School
Assistant Daycare Provider at Friendship Corners	Lead Business Systems Analyst at Amway
Assistant Director at Gilden Woods Preschool	Lead Provider at Tam's Sunshine House Daycare
Assistant Equipment Manager at Davidson College	Lead Web Developer at Yupoyo Web Design
Assistant Program Coordinator at Residential Opportunities	Logistics Account Executive at Total Quality Logistics
Assistant Soccer Coach at University at Buffalo	Logistics Account Representative at MidLink Logistics
Assistant Teacher at Kindercare Learning Center	Medical Records Technician at WM Cancer Center
Assistant Varsity Basketball Coach at Paw Paw HS	Medical Research Associate 2 at MPI Research
Branch and Marketing Manager at Marshall Community Credit Union	Midwest Hub Communications Coordinator at BASF
Brand Ambassador at Winston Grey	Nutrition Services Assistant at McLaren Port Huron
Broadcast Engineer at WWMT(CBS)/CW7(CW)	Operations Estimator at Quality Air Service
Business Banker at PNC Bank	Operations Manager at Symantec
Captain at Allegan County Sheriff's Office	Outreach Coordinator at Reach Studio Art Center
Care Provider at Pine Rest	Packaging Engineer at Perrigo
Carrier Sales Representative at Echo Global Logistics	Partner at New York Life Insurance
Child Watch Coordinator at YMCA of Greater Kzoo	Patient Service Associate at Borgess Health
Client Administrator at The Plexus Group	Perioperative Blood Management Technologist at CCS Perfusion
Coach at Beachbody	Personal Trainer at Macatawa Legends
Content Editor at Gracenote	Personal Trainer at Equinox Fitness
Costume Designer at Shaw Weber Studios	Prepress, Webpage and Graphic Design at iPartnerMedia
Credit Card Consultant at PNC Bank	Process Engineer at Evergreen Packaging
Customer Service at Accretive Health	Professional Basketball Player at Indiana Pacers
Customer Service at Farmers Insurance Group	Program Assistant at Fort Wainwright CYSS Youth Center
Customer Service Consultant at PNC Bank	Project Manager at Boddy Construction
Customer Support Associate at Aerotek	Property Management at Bainbridge Companies
Debt Solutions Representative at ECCU	Quality Assurance Specialist at US Army, Japan
Defense Movement Coordinator at Army National Guard	Quality Manager at mophie
Demand Planning Manager at Wolverine Worldwide	Quality Operations Lab Technician at Pfizer
Designer at Dart Container	Recruiter at Aerotek
Director of IT at Donald W. Reynolds Foundation	Regional Sales Manager at Halogen Software
Documentation Specialist at Accident Fund Insurance	Rescue Ministry at Kalamazoo Gospel Mission
Engineering Recruiter at Aerotek	Researcher and Administrator at Jacob Fine Art
En-Route Air Traffic Controller at the FAA	Resident Artist at Kalamazoo Education For the Arts
Event Coordinator at University of Georgia	Site Coordinator at Communities In Schools Kalamazoo
Executive Assistant at Finn's Insurance	Special Assistant to the Lt. Governor at State of Michigan
Executive Chef at Territorial Brewing	Specialist at Michigan Army National Guard
Field Technician at Forum Extended Care Services	Superintendent of Public Works at City of Wayland
Financial Service Representative at Flagstar Bank	Supply Chain Analyst at Veritiv
Flight Coordinator at Gate Gourmet	Talent Acquisition Specialist at Arrow Strategies
Funeral Director at Ridley Funeral Home	Teacher at Universidad Nacional Pedro Henríquez Ureña
Gaming Inspector at Pokagon Band Gaming Commission	Technical Services Assistant at Lockton Companies
General Manager at Sage Management	Technical Solution Architect Manager at Accenture
General Manager at Millennium Restaurant Group	Technician at Eaton
HR Project Coordinator at Humphrey Products	Tooling Engineer at Superior Design and Engineering
	XS Project Coordinator at Amway

---

# National Association of Colleges and Employers

Salary Data

[www.naceweb.org](http://www.naceweb.org)

---



---

*Proud Member of the  
National Association of  
Colleges and Employers*

# NACE National Salary Data

The National Association of Colleges and Employers (NACE) publishes salary surveys based on data provided by higher education institutions participating in the NACE national First Destination Survey initiative. Below we offer salary medians from the two most recent NACE Salary Surveys — Spring 2015 and Fall 2015. Full reports can be accessed at [naceweb.org](http://naceweb.org).

Bachelor's Degrees		
Major	Spring 2015	Fall 2015
Accountancy	\$48,420	\$51,000
Advertising and Promotion	\$35,667	\$35,000
Aerospace Engineering	\$63,001	\$62,000
Anthropology	\$34,271	\$32,750
Art	\$30,833	\$32,500
Art Education	\$34,231	\$37,000
Athletic Training	\$33,276	\$30,000
Biology	\$32,450	\$33,563
Biomedical Sciences	\$32,768	\$34,024
Chemical Engineering	\$67,830	\$67,750
Chemistry	\$60,862	\$38,000
Child and Family Development	\$29,822	\$31,000
Civil Engineering	\$55,114	\$55,622
Communication	\$37,580	\$36,000
Computer Engineering	\$65,497	\$67,000
Computer Information Systems	\$53,250	\$58,850
Computer Science	\$65,637	\$65,474
Construction Engineering	\$51,179	\$53,125
Criminal Justice	\$46,167	\$28,080
Dance	\$24,625	\$20,000
Dietetics	\$26,400	\$40,436
Earth Science	\$57,599	\$42,125
Economics	\$49,514	\$46,500
Economics: Business	\$54,175	\$54,417
Education	\$34,160	\$36,000
Electrical Engineering	\$66,960	\$64,961
Engineering Design Technology	\$56,527	\$57,345
English	\$35,000	\$35,000
Environmental and Sustainability Studies	\$31,667	-
Exercise Science	\$33,276	\$31,433
Family and Consumer Sciences	\$35,042	\$35,000
Family Studies	\$29,822	-
Fashion Merchandising and Design	\$34,698	\$37,500
Film, Video, and Media Studies	\$37,580	\$36,000
Finance	\$50,616	\$52,219
Gender and Women's Studies	\$38,333	\$30,000
General Business	\$45,000	\$46,150

# NACE National Salary Data

---

## Bachelor's Degrees — continued

Major	Spring 2015	Fall 2015
Geochemistry	\$57,599	-
Geography	\$44,657	\$39,750
Geology	\$57,599	\$42,125
Global and International Studies	\$34,523	\$60,000
Graphic Design	\$44,263	\$35,500
Health Education	\$33,276	\$30,000
History	\$38,200	\$40,000
Human Resource Management	\$42,280	\$44,500
Industrial and Entrepreneurial Engineering	\$60,933	\$62,360
Interdisciplinary Health Services	\$27,026	\$32,250
Journalism	\$31,979	\$34,500
Management	\$45,000	\$46,150
Manufacturing Engineering Technology	\$56,527	\$57,345
Marketing	\$42,972	\$43,789
Mathematics	\$45,250	\$54,175
Mechanical Engineering	\$63,749	\$62,500
Music	\$30,126	\$35,000
Nursing	\$48,100	\$47,500
Philosophy	\$34,531	\$47,432
Physical Education	\$33,276	\$30,000
Physics	\$51,428	\$56,830
Political Science	\$40,420	\$37,750
Psychology	\$32,418	\$32,750
Public Relations	\$35,667	\$35,000
Recreation	\$33,276	\$41,000
Religion	\$25,000	\$29,000
Sales and Business Marketing	\$36,454	\$46,150
Secondary Education	\$34,231	\$37,000
Social Work	\$32,637	\$32,000
Sociology	\$35,127	\$32,357
Special Education	\$33,925	\$35,000
Statistics	\$41,333	\$76,000
Theatre	\$21,700	\$30,000
University Studies	\$53,864	\$45,000
World Languages and Literatures	\$33,750	\$38,000

# NACE National Salary Data

---

## Master's Degrees

Major	Spring 2015	Fall 2015
Accountancy	-	\$55,000
Biology	\$38,500	\$53,407
Business Administration	\$47,660	\$56,250
Chemical Engineering	-	\$67,900
Chemistry	-	\$45,250
Civil Engineering	-	\$59,240
Communication	\$40,595	\$53,750
Computer Engineering	-	\$83,583
Computer Science	-	\$81,563
Counseling Psychology and Counselor Ed	-	\$38,738
Electrical Engineering	-	\$75,364
Education	\$33,925	\$47,500
Educational Leadership	-	\$60,000
English	\$32,375	\$42,500
English: Creative Writing	-	\$52,500
Family and Consumer Sciences	\$29,822	\$45,000
Geography	-	\$38,250
Geosciences	-	\$53,000
History	\$35,360	-
Industrial Engineering	-	\$65,000
Mathematics	\$44,017	\$40,000
Mechanical Engineering	-	\$73,876
Music	-	\$35,000
Organizational Learning and Performance	-	\$55,403
Psychology	\$27,974	\$52,500
Public Administration	\$26,667	\$52,150
Social Work	-	\$37,500
Statistics	-	\$62,500

## Doctoral Degrees

Major	Spring 2015	Fall 2015
Biology	\$32,768	\$42,500
Chemistry	-	\$47,500
Electrical and Computer Engineering	-	\$82,500
Engineering and Applied Sciences	-	\$80,534
Mathematics	-	\$53,500
Mechanical Engineering	-	\$72,500
Physics	-	\$47,500
Psychology	-	\$45,042
Sociology	-	\$64,813
Statistics	-	\$53,500