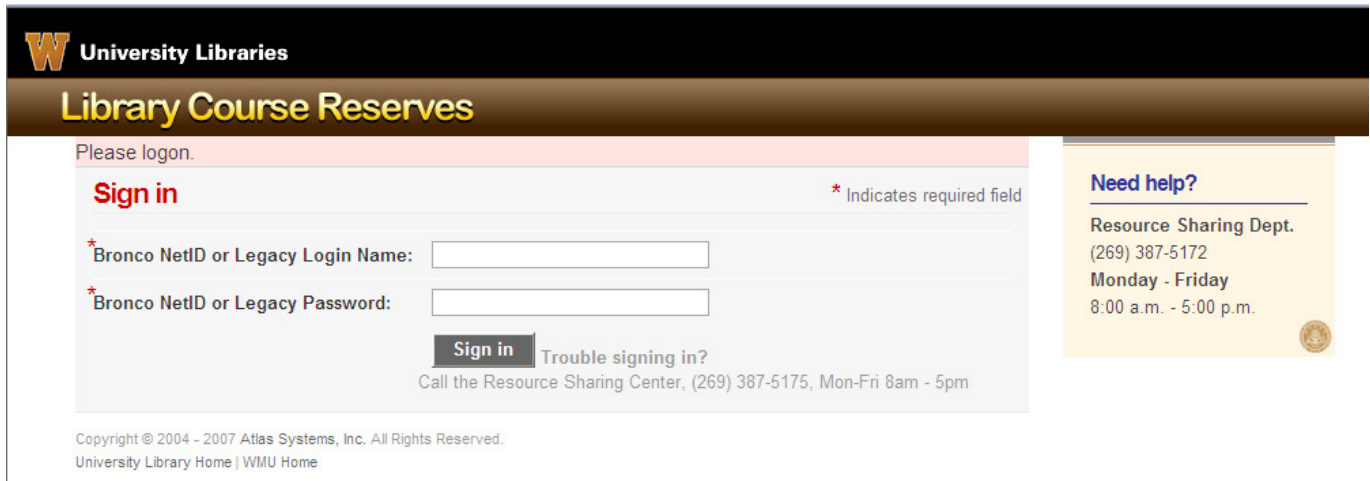


Resetting Your Password – Library Course Reserves

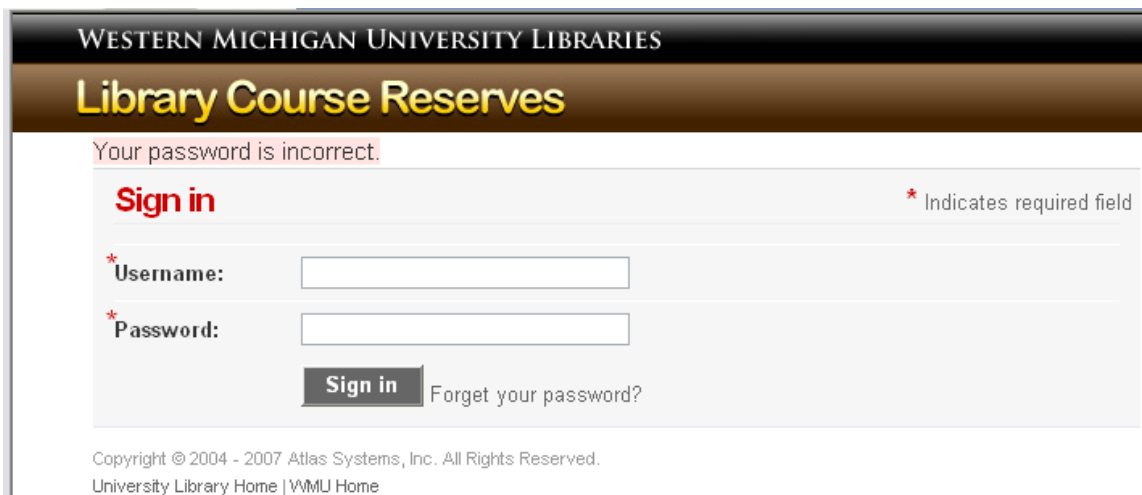
If you are experiencing difficulty logging on to your Library Course Reserve account, you may contact the Resource Sharing Center at (269) 387-5175 or you can reset it yourself by following these steps:

Step 1: Attempt to log on to our Library Course Reserves account by entering your username and password at: <http://www.wmich.edu/library/reserves/>



The screenshot shows the login interface for the Library Course Reserves system. At the top, there is a black header with the 'W' logo and 'University Libraries' text. Below this is a brown banner with 'Library Course Reserves' in yellow. The main content area has a light gray background. A pink box at the top left says 'Please logon.' Below it, the text 'Sign in' is displayed in red, followed by a legend '* Indicates required field'. There are two input fields: '* Bronco NetID or Legacy Login Name:' and '* Bronco NetID or Legacy Password:'. A 'Sign in' button is located below the password field. To the right of the button are links for 'Trouble signing in?' and 'Call the Resource Sharing Center, (269) 387-5175, Mon-Fri 8am - 5pm'. On the right side of the page, there is a yellow box titled 'Need help?' with contact information for the Resource Sharing Dept. (269) 387-5172, Monday - Friday, 8:00 a.m. - 5:00 p.m. At the bottom left, there is a copyright notice: 'Copyright © 2004 - 2007 Atlas Systems, Inc. All Rights Reserved. University Library Home | WMU Home'.

Step 2: If you have entered the wrong username and password, you will be prompted to try again.



The screenshot shows the login interface after an incorrect password attempt. The top header and banner are the same as in the previous screenshot. Below the banner, a pink box displays the error message 'Your password is incorrect.' The 'Sign in' text is in red, and the legend '* Indicates required field' is present. There are two input fields: '* Username:' and '* Password:'. A 'Sign in' button is located below the password field. To the right of the button is a link for 'Forget your password?'. At the bottom left, there is a copyright notice: 'Copyright © 2004 - 2007 Atlas Systems, Inc. All Rights Reserved. University Library Home | WMU Home'.

Step 3: Click on Forget your password? to reset it.

WESTERN MICHIGAN UNIVERSITY LIBRARIES

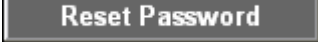
Library Course Reserves

Forgot your password?

*Username

Forgot your username too?

For assistance, contact the Resource Sharing Department
at (269) 387-5172, Monday - Friday, 8:00 a.m. - 5:00 p.m.

Step 4: Enter your username and click on the  button. If you do not know your username, please contact the Resource Sharing Center.

WESTERN MICHIGAN UNIVERSITY LIBRARIES

Library Course Reserves

An e-mail has been sent with instructions for resetting your password.

Sign in * Indicates required field

*Username:

*Password:

[Forget your password?](#)

Copyright © 2004 - 2007 Atlas Systems, Inc. All Rights Reserved.
University Library Home | WMU Home

Step 5: An email has been sent to you, please follow the instructions for resetting your password.

Please contact lib-rsc@wmich.edu if you have any questions.